



22ND DÜSSELDORF INTERNATIONAL
ENDOSCOPY SYMPOSIUM
FEBRUARY 6—8, 2020

MARITIM HOTEL DÜSSELDORF, AIRPORT CITY, GERMANY

P R O G R A M

TABLE OF CONTENT

Foreword	Page 02
Satellite symposia on Thursday, February 6 und Friday, February 7, 2020	Page 04
Interdisciplinary forum on infection Control in endoscopy	Page 05
Scientific Program on Friday, February 7, 2020	Page 08
Scientific Program on Saturday, February 8, 2020	Page 11
Faculty	Page 13
Registration	Page 16
General information	Page 17
Imprint	Page 19
Exhibitors	Page 20
Sponsors	Page 21



**DOWNLOAD THE PROGRAM AS PDF
ON YOUR SMARTPHONE OR iPad!**

For use you need a QR-Code reader
(available e.g. at the App-Store)
and an Acrobat Reader.

PROGRAM

February 6 – 8, 2020
Maritim Hotel Düsseldorf, Airport City, Germany

www.endo-duesseldorf.com

Scientific Directors

Horst Neuhaus, Prof. MD
Torsten Beyna, MD
Evangelisches Krankenhaus Düsseldorf

In cooperation with



1913 DGVS

Deutsche Gesellschaft für
Gastroenterologie,
Verdauungs- und
Stoffwechselkrankheiten

Deutsche Gesellschaft für Gastroenterologie, Verdauungs- und
Stoffwechselkrankheiten e.V.

The symposium is endorsed by



Deutsche Gesellschaft für Endoskopie und Bildgebende Verfahren e.V.



Berufsverband Niedergelassener
Gastroenterologen Deutschlands e.V.

Berufsverband Niedergelassener Gastroenterologen Deutschlands e.V.



WEO

World Endoscopy
Organization

World Endoscopy Organization

Endorsed by



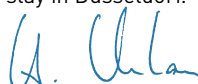
European Society of Gastrointestinal Endoscopy



Japan Gastroenterological Endoscopy Society

FOREWORD

It is our great pleasure to invite you to the 22nd Düsseldorf International Endoscopy Symposium. Since our first meeting it has been our goal to highlight latest developments in endoscopy. Varieties of disruptive technologies were demonstrated live in Europe for the first time at our previous symposia. However, the focus is not only on advanced but also on basic techniques with the goal to highlight almost all aspects of modern endoscopy. Demonstrations are patient oriented and consider evidence-based knowledge as well as opinions from experts of different parts of the world. With our varied program of lectures, discussions and live video presentations, we provide an ideal professional learning environment. Breakout sessions give opportunities to meet experts in person and to ask questions. The high number of participants and the very positive results of detailed surveys from our previous symposia prove the successful concept. The faculty, the congress organization, Lux AV and our team are pleased to welcome you! We wish you an interesting and enjoyable stay in Düsseldorf.



Horst Neuhaus



Torsten Beyna

Learning objectives

- Evaluate recent advances in endoscopy; assess their clinical utility and level of evidence
- Apply traditional and new endoscopic techniques, instruments and accessories
- Choose the optimal endoscopic approach for specific case management
- Manage failed interventions and adverse events
- Recognize the importance of an interdisciplinary approach
- Emphasize the importance of quality assurance in endoscopy

International, multimedia and interactive format

- Attendees from more than 50 countries
- Continuous simultaneous translations (German, English, Russian)
- Live cases transmitted by a superb professional audiovisual team (Lux AV) from the Evangelisches Krankenhaus Düsseldorf
- Super High-definition 4K Projection, 30.000 ANSI lumen
- Presentations and demonstrations by internationally renowned experts
- Mini-symposia, state of the art lectures
- 3 satellite symposia; Forum on infection control in endoscopy
- 7 breakout sessions
- Satellite symposium for nurses
- Interactive discussions, Q&A and exchange of ideas between participants and faculty by microphone, SMS, WhatsApp, Twitter or e-mail

Cooperation with the biomedical industry

- Large exhibition of a wide range of conventional and novel biomedical products
- More than 300 national and international representatives of numerous companies
- Variety of opportunities for interactions, discussions, demonstration of devices, expanding contacts and business

Intended audience

- Gastroenterologists, oncologists, internists
- Surgeons, interventional radiologists
- Nurses
- Trainees, students

Symposium location: Maritim Hotel Düsseldorf

- Situated at the Düsseldorf International Airport and easily accessible by all transportation systems
- Modern conference halls with high quality audiovisual transmission and a spacious area for exhibitions
- Pleasant atmosphere for breaks and informal interchanges
- Short distance to the city center for combining work with pleasure (e.g. cultural venues, famous shopping, variety of restaurants)
- Convenient accommodation at special rates

COCS GmbH – Congress Organization C. Schäfer

- A professional and experienced organization which has successfully managed our previous symposia as well as many other national and international congresses
- Online registration, national certification, CME accreditation
- Reasonable registration includes all symposium activities, satellite symposia, breakout sessions, lunches, refreshments and free access to the local public transportation system

www.endo-duesseldorf.com

- Program download (English, German, Russian)
- Online registration
- Updated information
- Selected lectures and live video cases from previous symposia

14.00 FUJIFILM SATELLITE SYMPOSIUM

Progress in the diagnosis of early GI neoplasia

Chair: *P. Fockens, Amsterdam; T. Rösch, Hamburg*

14.00 Introduction

14.05 Detection of suspicious lesions in the upper and lower GIT
A. Repici, Milan

14.25 How and why should we characterize early GI neoplasias?

Esophagus

A. May, Offenbach

Stomach

M. Dinis-Ribeiro, Porto

Colorectum

R. Bisschops, Leuven

15.10 Round table discussion

15.30 End of the satellite symposium

Registration required

Limited seats, registration according to availability

No credits provided

Language: English and German with simultaneous translation

Room Mauritius on the first floor

14.30 OLYMPUS FORUM

Interdisciplinary forum on infection control in endoscopy

Chair: *M. Jung, Frankfurt; S. Kauertz, Dortmund*

14.30 Current situation for reprocessing of endoscopes

– from the viewpoint of the endoscopist

M. Jung, Frankfurt

– from the viewpoint of hospital hygiene

M. Pietsch, Mainz

15.30 Endoscope reprocessing in the center of sterilization

K. Wiese, Dortmund

16.00 Agents and procedures for endoscope reprocessing

G. Merk, Hamburg

16.30 Coffee break

16.50 Reprocessing of endoscopes valves or disposables devices?

S. Kauertz, Dortmund

17.10 Update on automated endoscope reprocessing

T. Brümmer, Hamburg

17.40 Round table discussion, questions and answers

18.15 End of the satellite symposium

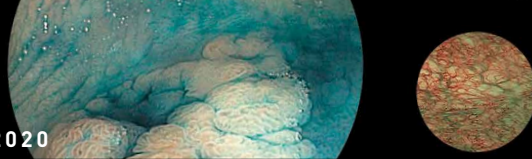
Registration required

Limited seats, registration according to availability

No credits provided

Language: German, no simultaneous translation

Room Moskau on the first floor



16.00 OLYMPUS SATELLITE SYMPOSIUM

Endoscopy in the new decade: what can we expect?

Chair: *R. Hawes, Orlando; H. Neuhaus, Düsseldorf*

- 16.00 Introduction
- 16.05 What will novel endoscopes accomplish?
J. Devière, Brussels
- 16.20 What does artificial intelligence mean for the future of endoscopic imaging?
Y. Mori, Yokohama
- 16.35 How can we improve resection of early GI cancers?
A. Meining, Würzburg
- 16.50 Which patient will benefit from progress in submucosal endoscopy and NOTES?
N. Reddy, Hyderabad
- 17.05 How to increase efficacy and safety of ERCP?
G. Costamagna, Rome
- 17.20 How will interventional EUS influence management of biliopancreatic malignancies?
T. Itoi, Tokyo
- 17.35 Round table discussion
- 18.00 End of the satellite symposium

Registration required

Limited seats, registration according to availability

No credits provided

Language: English and German with simultaneous translation

Room Mauritius on the first floor

07.00 MEDTRONIC SATELLITE SYMPOSIUM

Impact of new technologies on quality in endoscopy

Chair: *T. Hucl, Prague; H. Messmann, Augsburg*

07.00 New tools for diagnostic and therapeutic colonoscopy

A. Repici, Milan

07.20 Novel biodegradable stents for biliopancreatic procedures

N. Reddy, Hyderabad

07.40 Optimized accessories for EUS-guided tissue acquisition and interventions

S. Varadarajulu, Orlando

08.00 Questions and answers

08.15 End of the satellite symposium

Registration required

Limited seats, registration according to availability

No credits provided

Language: English, no simultaneous translation

Room Mauritius on the first floor

08.30 INTRODUCTION

08.40 LIVE DEMONSTRATIONS I

Chair: *R. Bisschops, Leuven; G. Costamagna, Rome; R. Hawes, Orlando; M. Mangold, Garmisch-Partenkirchen; H. Neuhaus, Düsseldorf; J. Pohl, Hamburg; N. Yahagi, Tokyo*

10.15 Coffee break

10.45 1ST MINI-SYMPOSIUM

Duodenal adenomas and subepithelial lesions

Chair: *M. Dinis-Ribeiro, Porto; A. May, Offenbach*

10.45 Diagnostic approach and indications for treatment
T. Hucl, Prague

11.00 Optimizing endoscopic resection

Polypectomy, EMR, FTR
H. Messmann, Augsburg

Role of ESD and prevention of complications
N. Yahagi, Tokyo

11.30 Questions and answers

11.45 LIVE DEMONSTRATIONS II

Chair: *M. Jung, Frankfurt; A. Meining, Würzburg; Y. Mori, Yokohama; N. Reddy, Hyderabad; A. Repici, Milan; G. Rettig, Berlin; T. Rösch, Hamburg*

13.00 Lunch

14.10 LIVE DEMONSTRATIONS III

Chair: *J. Devière, Brussels; P. Fockens, Amsterdam; S. Kauertz, Dortmund; H. Messmann, Augsburg; H.-J. Schulz, Berlin; S. Varadarajulu, Orlando; P. Zhou, Shanghai*

15.45 Coffee break

16.15 **2ND MINI-SYMPOSIUM**

Biliopancreatic endoscopy 2020: evidence-based and personalized approach

Chair: *J. Devière, Brussels; F. Hagenmüller, Hamburg; W. Hartwig, Düsseldorf*

16.15 Management of bile duct stones

R. Hawes, Orlando

16.30 ERCP- versus EUS-guided biliary drainage

T. Itoi, Tokyo

16.45 Options and limits of endoscopic therapy of chronic pancreatitis

G. Costamagna, Rom

17.00 Questions and answers

16.15 **SYMPOSIUM FOR NURSES**

Registration required; Language: **German, no simultaneous translation**

Room Mauritius on the first floor

Chair: *R. Landschoof, Düsseldorf; H.-J. Schulz, Berlin*

16.15 How to treat severe upper GI bleeding in a team?

J. Pohl, Hamburg

16.30 How to organize emergency services in endoscopy?

U. Pfeifer, Düsseldorf

16.45 How to integrate functional diagnostics by nurses in the endoscopy unit?

M. Mangold, Garmisch-Partenkirchen

17.00 Nurse endoscopists in the Netherlands: a success story?

L. van Gestel, Helmond

17.15 Round table discussion:

Endoscopy nurses/assistants in Germany: where is the journey going to?

S. Faiss, Berlin; P. Hüttl, Munich; S. Kaulich, Berlin; U. Pfeifer, Düsseldorf

17.50 End of the symposium for nurses

17.30

SNACK WITH THE EXPERTS

Breakout sessions: no formal lectures but case-based discussions

Registration required

Limited seats, registration according to availability

Language: **English, no simultaneous translation**

Rooms on the first floor

- A) Esophageal and gastric motility disorders: POEM and its variants
G. Costamagna, P. Fockens, T. Rösch
- B) Iatrogenic endoscopic perforation: rational management
F. Hagenmüller, J. Pohl, P. Zhou
- C) Obesity and metabolic syndrome: endoscopic treatment
J. Devière, R. Hawes, A. Meining
- D) Hilar strictures: diagnostic and therapeutic approach
T. Itoi, H. Neuhaus, N. Reddy
- E) Pancreatic fluid collection: an algorithmic approach
T. Beyna, T. Hucl, S. Varadarajulu
- F) Colorectal ESD and FTR: standard techniques and new tools
H. Messmann, A. Repici, N. Yahagi
- G) IBD: surveillance and management of focal lesions
R. Bisschops, M. Dinis-Ribeiro, A. May, Y. Mori

18.30

End of the first day of the symposium

08.30

3RD MINI-SYMPOSIUM

Future management of early colorectal neoplasia

Chair: *R. Hawes, Orlando; N. Yahagi, Tokyo; H. Neuhaus, Düsseldorf*

08.30

Artificial intelligence in diagnostics: who will benefit?

Y. Mori, Yokohama

08.45

Characterization of lesions: which criteria for what?

T. Rösch, Hamburg

09.00

Endoscopic resection: what can we expect from new technologies?

A. Repici, Milan

09.15

Round table discussion

09.40

STATE-OF-THE-ART LECTURE

Chair: *S. Varadarajulu, Orlando*

How important is evidence-based practice in endoscopy?

P. Fockens, Amsterdam

10.00

Coffee break

10.30

LIVE DEMONSTRATIONS IV

Chair: *M. Dinis-Ribeiro, Porto; S. Faiss, Berlin; L. van Gestel, Helmond; F. Hagenmüller, Hamburg; T. Hucl, Prague; T. Itoi, Tokyo; A. May, Offenbach*

12.35

STATE-OF-THE-ART LECTURE

Chair: *A. May, Offenbach*

Update on management of Barrett's esophagus

R. Bisschops, Leuven

12.55

Lunch

13.35

Live procedures of the 21st and 22nd Symposium: outcomes and next steps

Chair: *H.-J. Schulz, Berlin; J. Kandler, Düsseldorf; P. Reinecke, Düsseldorf*

14.00 4TH MINI-SYMPOSIUM

New technologies

Chair: *M. Dinis-Ribeiro, Porto; T. Beyna, Düsseldorf*

- 14.00 FTR versus STER for gastric subepithelial lesions
P. Zhou, Shanghai
- 14.16 Endoscopic suturing: techniques and clinical applications
J. Devière, Brussels
- 14.32 Update on EUS-guided implantation of lumen-apposing metal stents
S. Varadarajulu, Orlando
- 14.48 Therapeutic direct peroral cholangioscopy
J. Pohl, Hamburg
- 15.04 Wireless endoscopy: novel technologies
A. Meining, Würzburg
- 15.20 Future role of disposable endoscopes
N. Reddy, Hyderabad
- 15.40 End of the symposium

INTERNATIONAL



Bisschops, Raf, Prof. Dr.
Dpt. of Gastroenterology
and Hepatology,
University Hospitals Leuven
Leuven, Belgium



Costamagna, Guido, Prof. Dr.
Istituto di Clinica Chirurgica,
Università Cattolica del
S. Cuore
Rom, Italy



Dinis-Ribeiro, Mário, Prof. Dr.
Instituto Portugues de
Oncologia „Francisco Gentil“,
University of Porto
Porto, Portugal



Devière, Jacques, Prof. Dr.
Dpt. of Gastroenterology and
Hepato-Pancreatology,
Universite Libre des Bruxelles
Brüssel, Belgium



Fockens, Paul, Prof. Dr.
Dpt. of Gastroenterology and
Hepatology, Amsterdam
University Medical Centers
Amsterdam, The Netherlands



van Gestel, Linda
Verpleegkundig Endoscopist,
Elkerliek ziekenhuis
Afdeling Endoscopie
Helmond, The Netherlands



Hawes, Robert, Prof. Dr.
Dpt. of Gastroenterology/
Internal Medicine,
Florida Hospital Orlando
Orlando, USA



Hucl, Tomas, Prof. Dr.
Dpt. of Gastroenterology and
Hepatology Institute for Clinical
and Experimental Medicine
Prague, Czech Republic



Itoi, Takao, Prof. Dr.
Dpt. of Gastroenterology
and Hepatology,
Tokyo Medical University
Tokyo, Japan



Mori, Yuichi, Prof. Dr.
Digestive Disease Center,
Showa University Northern
Yokohama Hospital
Yokohama, Japan



Reddy, Nageshwar, Prof. Dr.
Dpt. of Gastroenterology &
Therapeutic Endoscopy, Asian
Institut of Gastroenterology
Hyderabad, India



Repici, Alessandro, Prof. Dr.
Humanitas Research
Hospital & Humanitas,
University Rozzano
Mailand, Italy



Varadarajulu, Shyam, Prof. Dr.
Dpt. of Gastroenterology/
Internal Medicine
Florida Hospital Orlando
Orlando, USA



Yahagi, Naohisa, Prof. Dr.
Division of Research and
Development for Minimally
Invasive Treatment, Cancer
Center, Keio University
School of Medicine
Tokyo, Japan



Zhou, Pinghong, Prof. Dr.
Endoscopy Center Zhong Shan
Hospital, Fundan University
Shanghai, China

FACULTY

NATIONAL



Brümmer, Thomas
Olympus Deutschland GmbH
Hamburg



Faiss, Siegbert, Prof. Dr.
Innere Medizin I,
Sana Klinikum Lichtenberg
Berlin



Hagenmüller, Friedrich, Prof. Dr.
Innere Medizin I.,
Asklepios Klinik Altona
Hamburg



Hüttl, Peter, Dr.
Rechtsanwalt
Kanzlei Heberer
Munich



Jung, Michael, Prof. Dr.
Medizinische Klinik I,
Universitätsklinikum Frankfurt
Frankfurt



Kauertz, Sigrun
St. Josef-Hospital
Dortmund



Kaulich, Simone
MAV Vorsitzende Alexianer St.
Hedwig Kliniken Berlin GmbH,
Alexianer Krankenhaus
Hedwigshöhe
Berlin



Mangold, Martin
Zentrum für Innere Medizin,
Klinikum Garmisch-
Partenkirchen GmbH
Garmisch-Partenkirchen



May, Andrea, Prof. Dr.
Medizinische Klinik,
Sana Klinikum Offenbach
Offenbach



Meining, Alexander, Prof. Dr.
Medizinische Klinik und
Poliklinik II, Universitäts-
klinikum Würzburg
Würzburg



Merk, Guido
Chemische Fabrik Dr. Weigert
GmbH & Co. KG
Hamburg



Messmann, Helmut, Prof. Dr.
III. Medizinische Klinik,
Klinikum Augsburg
Augsburg




Pietsch, Michael, Prof. Dr.
Universitätsmedizin der
Johannes Gutenberg-
Universität Mainz
Mainz



Pohl, Jürgen, Prof. Dr.
Innere Medizin I,
Asklepios Klinik Altona
Hamburg



Rettig, Gudrun
Innere Medizin I,
Sana Klinikum Lichtenberg
Berlin



FACULTY



Rösch, Thomas, Prof. Dr.
Klinik für Interdisziplinäre
Endoskopie, Universitäts-
klinikum Eppendorf
Hamburg



Schulz, Hans-Joachim, Prof. Dr.
Innere Medizin I,
Sana Klinikum Lichtenberg
Berlin



Wiese, Klaus
Aufbereitungseinheit
Medizinischer Produkte
St.-Johannes-Hospital
Dortmund

LOCAL



Hartwig, Werner, Prof. Dr.
Chirurgische Klinik,
Evangelisches Krankenhaus
Düsseldorf



Reinecke, Petra, Prof. Dr.
Institut für Pathologie,
Universitätsklinikum
Düsseldorf



Balasus, Nicole, Dr.
Medizinische Klinik,
Evangelisches Krankenhaus
Düsseldorf



Beyna, Torsten, Dr.
Medizinische Klinik,
Evangelisches Krankenhaus
Düsseldorf



Gerges, Christian, Dr.
Medizinische Klinik,
Evangelisches Krankenhaus
Düsseldorf



Kandler, Jennis, Dr.
Medizinische Klinik,
Evangelisches Krankenhaus
Düsseldorf



Landschoof, Ralf
Medizinische Klinik,
Evangelisches Krankenhaus
Düsseldorf



Neuhaus, Horst, Prof. Dr.
Medizinische Klinik,
Evangelisches Krankenhaus
Düsseldorf



Pfeifer, Ute, Dr. rer. cur.
Medizinische Klinik,
Evangelisches Krankenhaus
Düsseldorf



Rütter, Christoph, Dr.
Medizinische Klinik,
Evangelisches Krankenhaus
Düsseldorf



Schneider, Markus, Dr.
Medizinische Klinik,
Evangelisches Krankenhaus
Düsseldorf

REGISTRATION

Registration

Registration on our website www.endo-duesseldorf.com.

Registration deadline is January 27, 2020. Please register on-site after this date. You will receive a confirmation **after** payment.

Due to a limited number of participants a separate registration is necessary for the following sessions (registration on a "first come, first served" basis): **Hygieneforum** (Language: German), **Satellite symposia** (with translation) on Thursday, February 6, 2020, **Satellite symposium** on Friday, February 7, 2020 (Language: English), **Snack with the experts** on Friday, February 7, 2020 (Language: English), **Symposium for nurses** on Friday, February 7, 2020 (Language: German)

Registration Fee

The registration fee includes admission to all scientific presentations, coffee breaks and lunch on Friday and Saturday and a ticket for public transportation on February 7 and 8, 2020.

Registration and payment	until Dec 15, 2019	after Dec 16, 2019
Physician	EUR 160,-	EUR 190,-
Trainee*	EUR 120,-	EUR 140,-
Member of WEO* / DGVS* / DGE-BV* / ESGE* / bng*	EUR 120,-	EUR 140,-
Endoscopy assistance*	EUR 40,-	EUR 60,-
Student*	EUR 20,-	EUR 30,-
One day ticket (only on-site)		EUR 100,-

* Please submit certification together with your registration. Without certification the regular registration fee will be charged.

The participation in the Satellite symposia and Snack with the experts is free of charge.

Payment

Please indicate on your bank transfer „**Endo2020**“ and the **name of the participant**. After January 27, 2020 payments can only be accepted on-site.

Bank transfer to:

COCS GmbH

HypoVereinsbank Munich

IBAN: DE69 7002 0270 0039 6176 76

SWIFT / BIC: HYVEDE MMXXX

Reference: Endo 2020 + name of participant

Please note that we do not cover any bank charges.

If you register online under www.endo-duesseldorf.com you can also pay via credit card (Master Card or Visa).

Cancellation

In case of cancellation until **January 20, 2020** we will reimburse your payment but a service fee of EUR 30,- will be charged. No refunds will be made in the event of any cancellations received after January 20, 2020.



GENERAL INFORMATION

Scientific Director

Horst Neuhaus
Torsten Beyna
Evangelisches Krankenhaus Düsseldorf
Kirchfeldstr. 40
40217 Düsseldorf, Germany
Phone: +49 211 / 919 16 05, Fax: +49 211 / 919 39 60
E-mail: sabine.kindler@evk-duesseldorf.de
www.evk-duesseldorf.de

Congress Organizer



COCS GmbH - Congress Organisation C. Schäfer
Rosenheimer Str. 145c
81671 Munich, Germany
Phone: +49 89 / 89 06 77 - 0, Fax: +49 89 / 89 06 77 - 77
E-mail: endo@coccs.de
www.coccs.de

Congress Coordination

Nicole Balasus
Torsten Beyna
Christian Gerges
Jennis Kandler
Christoph Rütter
Markus Schneider

Congress Venue

Maritim Hotel Düsseldorf
Maritim-Platz 1
40474 Düsseldorf, Germany
www.maritim.de

Homepage

www.endo-duesseldorf.com

Opening Hours

Thursday, February 6, 2020 12.00 – 18.00

Registration Desk

Friday, February 7, 2020 6.30 – 18.30

Saturday, February 8, 2020 8.00 – 16.00

Exhibition

An exhibition of biomedical and pharmaceutical products will be presented during the symposium in the foyers in front of the plenum as well as on the gallery on the first floor. A list of exhibitors can be found on page 20/21 and on the homepage.

Opening Hours of the Exhibition

Friday, February 7, 2020 8.00 – 18.00

Saturday, February 8, 2020 8.00 – 15.30

FSA Code

In accordance to the FSA Code (Voluntary Self-Regulation for the Pharmaceutical Industry code) financial disclosures can be found on the constantly updated congress homepage.

GENERAL INFORMATION

Hotel Reservation	We have arranged a special rate at the Maritim Hotel Düsseldorf for our participants, valid for reservation made for your stay from February 6 to 8, 2020. Please book online under www.endo-duesseldorf.com using the reference Endo 2020 as soon as possible but not later than December 15, 2019 .
Certification	All participants will receive a confirmation of participation at the end of the symposium. A certification by the Ärztekammer Nordrhein will be arranged as well as an endoscopy assistance certification. No credits will be provided for the Satellite symposia on February 6 and 7, 2020.
Free Public Transport	Use of public transportation VRR (Verkehrsbund Rhein-Ruhr) on both days of the core meeting (February 7-8) will be permitted free of charge upon presentation of your name tag. This includes the regional train within the VRR, all buses, trams and metros (U- and S-Bahn).
Congress Languages	The congress languages are German and English with simultaneous translation during the entire meeting. Furthermore, there will be simultaneous translation into Russian in the plenary hall. The Hygieneforum and the symposium for nurses will be held in German only, the Satellite symposium on Friday morning and the Snack with the experts will be held in English only.
Congress Program	You will find a English, German and Russian version of the program on the website www.endo-duesseldorf.com .
Congress Documents	Congress documents will be distributed on-site at the registration desk in the Maritim Hotel. Participants from Germany, Austria and Switzerland will receive their congress documents by mail if payments are received by January 20, 2020.
Name Tags	For all participants it is mandatory to wear the name tag visible.
Liability	The congress organizer will bear no liability for loss, accident, damage or injury to persons or property irrespective of the cause. The client participates at all sessions, tours and events at his/her own risk. Sole place of jurisdiction is Munich, Germany. German law is applicable.



GENERAL INFORMATION

Photography / filming

No photography or filming during lectures or live demonstrations permitted. The organizers will share selected recordings, lectures and edited live demonstrations on the website (www.endo-duesseldorf.com).

Please advise in advance should you not wish to be recorded.

Interactive discussion

Questions or comments during the sessions can be sent by microphone, SMS, WhatsApp, Twitter or e-mail: endo@luxav.org

Approval of employer

In accordance with the FSA Code the participant who is in salaried employment is asked to obtain permission to attend the symposium from his / her employer if necessary.

The symposium is sponsored by pharmaceutical and medical companies, although the sponsors have no influence on the content of the scientific program. Satellite symposia via industry are clearly indicated.

Faculty / speakers

Please note that all faculty members are obliged to disclose possible company relations at the beginning of their lecture.

Arrival

You will find further information under www.endo-duesseldorf.com

IMPRINT

Scientific Directors

Horst, Neuhaus, Prof. MD
Torsten Beyna, MD
Evangelisches Krankenhaus Düsseldorf
Kirchfeldstr. 40
40217 Düsseldorf, Germany
Phone: +49 211 / 919 16 05, Fax: +49 211 / 919 39 60
E-mail: sabine.kindler@evk-duesseldorf.de
www.evk-duesseldorf.de

Layout

Helmut Rottke Werbung/Elsenbach Design

Olympus Deutschland GmbH supports the mailing of the congress program.

EXHIBITORS

- AP Nenzo Medizintechnik GmbH, Marl
- Apollo Endosurgery, Harrogate / UK
- Boston Scientific Medizintechnik GmbH,
Ratingen
- CANTEL GmbH, Düsseldorf
- Cook Medical, Limerick / Ireland
- DEGEA - Deutsche Gesellschaft für
Endoskopiefachberufe e.V., Herne
- DGE-BV - Deutsche Gesellschaft für
Endoskopie und Bildgebende Verfahren e.V.,
Munich
- E & L medical systems GmbH, Erlangen
- Endo-Technik GmbH, Solingen
- Erbe Elektromedizin GmbH, Tübingen
- ESGE – European Society of Gastrointestinal
Endoscopy, Munich
- Dr. Falk Pharma GmbH, Freiburg
- FENDO MedizinTechnik, Neustadt
- Ferring Arzneimittel GmbH, Kiel
- Fresenius Kabi Deutschland GmbH,
Bad Homburg
- FUJIFILM Europe GmbH, Düsseldorf
- Hitachi Medical Systems GmbH, Wiesbaden
- Insitumed GmbH, Wentorf
- Janssen-Cilag GmbH, Neuss
- KARL STORZ SE & Co. KG, Tuttlingen
- Laborie Germany Holdings GmbH /
MMS, Munich
- Lehmanns Media GmbH, Düsseldorf
- Leufen Medical GmbH, Berlin
- Lumendi Ltd., High Wycombe
Buckinghamshire / UK
- mandel + rupp medizintechnik GmbH, Erkrath
- Medtronic, Neuhausen / Schweiz
- medwork GmbH, Höchststadt
- MICRO-TECH Europe GmbH, Düsseldorf
- MTW-Endoskopie, Wesel
- Norgine GmbH, Wetttenberg
- Olympus Deutschland GmbH, Hamburg
- Ovesco Endoscopy AG, Tübingen
- Pauldrach medical GmbH, Garbsen
- PENTAX Europe GmbH, Hamburg
- Peter Pflugbeil GmbH, Zorneding
- Promedia Medizintechnik A. Ahnfeldt GmbH,
Siegen
- Smart Medical Systems Ltd., Raanana, Israel
- Standard Instruments GmbH, Karlsruhe
- STERIS Endoscopy, Cologne
- Taewoong Medical, Goyang-si / Korea
- Takeda Pharma Vertrieb GmbH & Co. KG, Berlin
- Walz Elektronik GmbH, Rohrdorf
- Chemische Fabrik Dr. Weigert GmbH & Co. KG,
Hamburg
- Wassenburg Deutschland GmbH,
Mönchengladbach
- Wieser Medizintechnik und Geräte GmbH,
Egenhofen

*Without engagement – status print date
August 2019*

SPONSORS

We would like to thank the following companies for their support of the symposium
(Without engagement - status print date August 2019):

OLYMPUS

**Boston
Scientific**
Advancing science for life™

COOK[®]
MEDICAL

erbe
power your performance.



Medtronic
Further. Together

apollo
endosurgery

FUJIFILM
Value from Innovation

janssen
PHARMACEUTICAL COMPANIES OF
Johnson & Johnson

medwork[®]
for mindful people

MTW[®]
Endoskopie Manufaktur

MT MICRO-TECH™
ENDOSCOPY

o o o | **ovesco**
innovation in scope

PENTAX
MEDICAL

STERIS | **us endoscopy**

Takeda

WASSENBURG
medical

CANTEL

LUMENDI

mandel+rupp

NORGINE

TaeWoong
MEDICAL

ANNOUNCEMENT 2021

23RD DÜSSELDORF INTERNATIONAL ENDOSCOPY SYMPOSIUM

February 4 – 6, 2021 – Maritim Hotel Düsseldorf, Airport City, Germany

Scientific Directors

Horst Neuhaus, Prof. MD
Torsten Beyna, MD
Evangelisches Krankenhaus Düsseldorf
Kirchfeldstr. 40
40217 Düsseldorf, Germany
Phone: +49 211 / 919 16 05, Fax: +49 211 / 919 39 60
E-mail: sabine.kindler@evk-duesseldorf.de
www.evk-duesseldorf.de

Congress Organizer

COCS GmbH - Congress Organisation C. Schäfer
Rosenheimer Str. 145c
81671 Munich, Germany
Phone: +49 89 / 89 06 77 - 0, Fax: +49 89 / 89 06 77 - 77
E-mail: endo@cocs.de
www.cocs.de

www.endo-duesseldorf.com