



Cochrane
Library

Cochrane Database of Systematic Reviews

Yoga for improving health-related quality of life, mental health and cancer-related symptoms in women diagnosed with breast cancer (Review)

Cramer H, Lauche R, Klose P, Lange S, Langhorst J, Dobos GJ

Cramer H, Lauche R, Klose P, Lange S, Langhorst J, Dobos GJ.

Yoga for improving health-related quality of life, mental health and cancer-related symptoms in women diagnosed with breast cancer.

Cochrane Database of Systematic Reviews 2017, Issue 1. Art. No.: CD010802.

DOI: 10.1002/14651858.CD010802.pub2.

www.cochranelibrary.com

TABLE OF CONTENTS

HEADER	1
ABSTRACT	1
PLAIN LANGUAGE SUMMARY	2
SUMMARY OF FINDINGS FOR THE MAIN COMPARISON	4
BACKGROUND	5
OBJECTIVES	7
METHODS	7
RESULTS	10
Figure 1.	12
Figure 2.	15
Figure 3.	17
Figure 4.	17
Figure 5.	18
Figure 6.	19
ADDITIONAL SUMMARY OF FINDINGS	23
DISCUSSION	26
AUTHORS' CONCLUSIONS	28
ACKNOWLEDGEMENTS	28
REFERENCES	29
CHARACTERISTICS OF STUDIES	35
DATA AND ANALYSES	64
Analysis 1.1. Comparison 1 Yoga versus no therapy, Outcome 1 Health-related quality of life short-term.	77
Analysis 1.2. Comparison 1 Yoga versus no therapy, Outcome 2 Health-related quality of life medium-term.	78
Analysis 1.3. Comparison 1 Yoga versus no therapy, Outcome 3 Depression short-term.	79
Analysis 1.4. Comparison 1 Yoga versus no therapy, Outcome 4 Anxiety short-term.	80
Analysis 1.5. Comparison 1 Yoga versus no therapy, Outcome 5 Fatigue short-term.	81
Analysis 1.6. Comparison 1 Yoga versus no therapy, Outcome 6 Fatigue medium-term.	82
Analysis 1.7. Comparison 1 Yoga versus no therapy, Outcome 7 Sleep disturbances short-term.	83
Analysis 2.1. Comparison 2 Yoga versus psychological interventions, Outcome 1 Health-related quality of life short-term.	84
Analysis 2.2. Comparison 2 Yoga versus psychological interventions, Outcome 2 Depression short-term.	84
Analysis 2.3. Comparison 2 Yoga versus psychological interventions, Outcome 3 Anxiety short-term.	85
Analysis 2.4. Comparison 2 Yoga versus psychological interventions, Outcome 4 Fatigue short-term.	86
Analysis 2.5. Comparison 2 Yoga versus psychological interventions, Outcome 5 Sleep disturbances short-term.	86
Analysis 3.1. Comparison 3 Yoga versus exercise, Outcome 1 Health-related quality of life short-term.	87
Analysis 3.2. Comparison 3 Yoga versus exercise, Outcome 2 Fatigue short-term.	88
Analysis 4.1. Comparison 4 Yoga versus no therapy: subgroup analysis: current treatment status, Outcome 1 Health-related quality of life short-term.	89
Analysis 4.2. Comparison 4 Yoga versus no therapy: subgroup analysis: current treatment status, Outcome 2 Health-related quality of life medium-term.	90
Analysis 4.3. Comparison 4 Yoga versus no therapy: subgroup analysis: current treatment status, Outcome 3 Depression short-term.	91
Analysis 4.4. Comparison 4 Yoga versus no therapy: subgroup analysis: current treatment status, Outcome 4 Anxiety short-term.	92
Analysis 4.5. Comparison 4 Yoga versus no therapy: subgroup analysis: current treatment status, Outcome 5 Fatigue short-term.	93
Analysis 4.6. Comparison 4 Yoga versus no therapy: subgroup analysis: current treatment status, Outcome 6 Fatigue medium-term.	94
Analysis 4.7. Comparison 4 Yoga versus no therapy: subgroup analysis: current treatment status, Outcome 7 Sleep disturbances short-term.	95
Analysis 5.1. Comparison 5 Yoga versus psychological interventions: subgroup analysis: current treatment status, Outcome 1 Health-related quality of life short-term.	96

Analysis 5.2. Comparison 5 Yoga versus psychological interventions: subgroup analysis: current treatment status, Outcome 2 Depression short-term.	97
Analysis 5.3. Comparison 5 Yoga versus psychological interventions: subgroup analysis: current treatment status, Outcome 3 Anxiety short-term.	98
Analysis 5.4. Comparison 5 Yoga versus psychological interventions: subgroup analysis: current treatment status, Outcome 4 Fatigue short-term.	99
Analysis 5.5. Comparison 5 Yoga versus psychological interventions: subgroup analysis: current treatment status, Outcome 5 Sleep disturbances short-term.	100
Analysis 6.1. Comparison 6 Yoga versus exercise: subgroup analysis: current treatment status, Outcome 1 Health-related quality of life short-term.	101
Analysis 6.2. Comparison 6 Yoga versus exercise: subgroup analysis: current treatment status, Outcome 2 Fatigue short-term.	102
Analysis 7.1. Comparison 7 Yoga versus no therapy: subgroup analysis: time since diagnosis, Outcome 1 Health-related quality of life short-term.	103
Analysis 7.2. Comparison 7 Yoga versus no therapy: subgroup analysis: time since diagnosis, Outcome 2 Health-related quality of life medium-term.	104
Analysis 7.3. Comparison 7 Yoga versus no therapy: subgroup analysis: time since diagnosis, Outcome 3 Depression short-term.	105
Analysis 7.4. Comparison 7 Yoga versus no therapy: subgroup analysis: time since diagnosis, Outcome 4 Anxiety short-term.	106
Analysis 7.5. Comparison 7 Yoga versus no therapy: subgroup analysis: time since diagnosis, Outcome 5 Fatigue short-term.	107
Analysis 7.6. Comparison 7 Yoga versus no therapy: subgroup analysis: time since diagnosis, Outcome 6 Fatigue medium-term.	108
Analysis 7.7. Comparison 7 Yoga versus no therapy: subgroup analysis: time since diagnosis, Outcome 7 Sleep disturbances short-term.	109
Analysis 8.1. Comparison 8 Yoga versus psychological interventions: subgroup analysis: time since diagnosis, Outcome 1 Health-related quality of life short-term.	110
Analysis 8.2. Comparison 8 Yoga versus psychological interventions: subgroup analysis: time since diagnosis, Outcome 2 Depression short-term.	111
Analysis 8.3. Comparison 8 Yoga versus psychological interventions: subgroup analysis: time since diagnosis, Outcome 3 Anxiety short-term.	112
Analysis 8.4. Comparison 8 Yoga versus psychological interventions: subgroup analysis: time since diagnosis, Outcome 4 Fatigue short-term.	113
Analysis 8.5. Comparison 8 Yoga versus psychological interventions: subgroup analysis: time since diagnosis, Outcome 5 Sleep disturbances short-term.	114
Analysis 9.1. Comparison 9 Yoga versus exercise: subgroup analysis: time since diagnosis, Outcome 1 Health-related quality of life short-term.	115
Analysis 9.2. Comparison 9 Yoga versus exercise: subgroup analysis: time since diagnosis, Outcome 2 Fatigue short-term.	116
Analysis 10.1. Comparison 10 Yoga versus no therapy: subgroup analysis: stage of cancer, Outcome 1 Health-related quality of life short-term.	117
Analysis 10.2. Comparison 10 Yoga versus no therapy: subgroup analysis: stage of cancer, Outcome 2 Health-related quality of life medium-term.	118
Analysis 10.3. Comparison 10 Yoga versus no therapy: subgroup analysis: stage of cancer, Outcome 3 Depression short-term.	119
Analysis 10.4. Comparison 10 Yoga versus no therapy: subgroup analysis: stage of cancer, Outcome 4 Anxiety short-term.	120
Analysis 10.5. Comparison 10 Yoga versus no therapy: subgroup analysis: stage of cancer, Outcome 5 Fatigue short-term.	121
Analysis 10.6. Comparison 10 Yoga versus no therapy: subgroup analysis: stage of cancer, Outcome 6 Fatigue medium-term.	122

Analysis 10.7. Comparison 10 Yoga versus no therapy: subgroup analysis: stage of cancer, Outcome 7 Sleep disturbances short-term.	123
Analysis 11.1. Comparison 11 Yoga versus psychological interventions: subgroup analysis: stage of cancer, Outcome 1 Health-related quality of life short-term.	124
Analysis 11.2. Comparison 11 Yoga versus psychological interventions: subgroup analysis: stage of cancer, Outcome 2 Depression short-term.	125
Analysis 11.3. Comparison 11 Yoga versus psychological interventions: subgroup analysis: stage of cancer, Outcome 3 Anxiety short-term.	126
Analysis 11.4. Comparison 11 Yoga versus psychological interventions: subgroup analysis: stage of cancer, Outcome 4 Fatigue short-term.	127
Analysis 11.5. Comparison 11 Yoga versus psychological interventions: subgroup analysis: stage of cancer, Outcome 5 Sleep disturbances short-term.	128
Analysis 12.1. Comparison 12 Yoga versus exercise: subgroup analysis: stage of cancer, Outcome 1 Health-related quality of life short-term.	129
Analysis 12.2. Comparison 12 Yoga versus exercise: subgroup analysis: stage of cancer, Outcome 2 Fatigue short-term.	130
Analysis 13.1. Comparison 13 Yoga versus no therapy: subgroup analysis: yoga intervention, Outcome 1 Health-related quality of life short-term.	131
Analysis 13.2. Comparison 13 Yoga versus no therapy: subgroup analysis: yoga intervention, Outcome 2 Health-related quality of life medium-term.	132
Analysis 13.3. Comparison 13 Yoga versus no therapy: subgroup analysis: yoga intervention, Outcome 3 Depression short-term.	133
Analysis 13.4. Comparison 13 Yoga versus no therapy: subgroup analysis: yoga intervention, Outcome 4 Anxiety short-term.	134
Analysis 13.5. Comparison 13 Yoga versus no therapy: subgroup analysis: yoga intervention, Outcome 5 Fatigue short-term.	135
Analysis 13.6. Comparison 13 Yoga versus no therapy: subgroup analysis: yoga intervention, Outcome 6 Fatigue medium-term.	136
Analysis 13.7. Comparison 13 Yoga versus no therapy: subgroup analysis: yoga intervention, Outcome 7 Sleep disturbances short-term.	137
Analysis 14.1. Comparison 14 Yoga versus psychological interventions: subgroup analysis: yoga intervention, Outcome 1 Health-related quality of life short-term.	138
Analysis 14.2. Comparison 14 Yoga versus psychological interventions: subgroup analysis: yoga intervention, Outcome 2 Depression short-term.	139
Analysis 14.3. Comparison 14 Yoga versus psychological interventions: subgroup analysis: yoga intervention, Outcome 3 Anxiety short-term.	140
Analysis 14.4. Comparison 14 Yoga versus psychological interventions: subgroup analysis: yoga intervention, Outcome 4 Fatigue short-term.	141
Analysis 14.5. Comparison 14 Yoga versus psychological interventions: subgroup analysis: yoga intervention, Outcome 5 Sleep disturbances short-term.	142
Analysis 15.1. Comparison 15 Yoga versus exercise: subgroup analysis: yoga intervention, Outcome 1 Health-related quality of life short-term.	143
Analysis 15.2. Comparison 15 Yoga versus exercise: subgroup analysis: yoga intervention, Outcome 2 Fatigue short-term.	144
Analysis 16.1. Comparison 16 Yoga versus no therapy: sensitivity analysis: random sequence generation, Outcome 1 Health-related quality of life short-term.	145
Analysis 16.2. Comparison 16 Yoga versus no therapy: sensitivity analysis: random sequence generation, Outcome 2 Health-related quality of life medium-term.	146
Analysis 16.3. Comparison 16 Yoga versus no therapy: sensitivity analysis: random sequence generation, Outcome 3 Depression short-term.	147
Analysis 16.4. Comparison 16 Yoga versus no therapy: sensitivity analysis: random sequence generation, Outcome 4 Anxiety short-term.	148
Analysis 16.5. Comparison 16 Yoga versus no therapy: sensitivity analysis: random sequence generation, Outcome 5 Fatigue short-term.	149

Analysis 16.6. Comparison 16 Yoga versus no therapy: sensitivity analysis: random sequence generation, Outcome 6 Fatigue medium-term.	150
Analysis 16.7. Comparison 16 Yoga versus no therapy: sensitivity analysis: random sequence generation, Outcome 7 Sleep disturbances short-term.	151
Analysis 17.1. Comparison 17 Yoga versus psychological interventions: sensitivity analysis: random sequence generation, Outcome 1 Health-related quality of life short-term.	152
Analysis 17.2. Comparison 17 Yoga versus psychological interventions: sensitivity analysis: random sequence generation, Outcome 2 Depression short-term.	153
Analysis 17.3. Comparison 17 Yoga versus psychological interventions: sensitivity analysis: random sequence generation, Outcome 3 Anxiety short-term.	154
Analysis 17.4. Comparison 17 Yoga versus psychological interventions: sensitivity analysis: random sequence generation, Outcome 4 Fatigue short-term.	155
Analysis 17.5. Comparison 17 Yoga versus psychological interventions: sensitivity analysis: random sequence generation, Outcome 5 Sleep disturbances short-term.	155
Analysis 18.1. Comparison 18 Yoga versus exercise: sensitivity analysis: random sequence generation, Outcome 1 Health-related quality of life short-term.	156
Analysis 18.2. Comparison 18 Yoga versus exercise: sensitivity analysis: random sequence generation, Outcome 2 Fatigue short-term.	157
Analysis 19.1. Comparison 19 Yoga versus no therapy: sensitivity analysis: allocation concealment, Outcome 1 Health-related quality of life short-term.	157
Analysis 19.2. Comparison 19 Yoga versus no therapy: sensitivity analysis: allocation concealment, Outcome 2 Depression short-term.	158
Analysis 19.3. Comparison 19 Yoga versus no therapy: sensitivity analysis: allocation concealment, Outcome 3 Anxiety short-term.	159
Analysis 19.4. Comparison 19 Yoga versus no therapy: sensitivity analysis: allocation concealment, Outcome 4 Fatigue short-term.	160
Analysis 19.5. Comparison 19 Yoga versus no therapy: sensitivity analysis: allocation concealment, Outcome 5 Sleep disturbances short-term.	161
Analysis 20.1. Comparison 20 Yoga versus psychological interventions: sensitivity analysis: allocation concealment, Outcome 1 Health-related quality of life short-term.	162
Analysis 20.2. Comparison 20 Yoga versus psychological interventions: sensitivity analysis: allocation concealment, Outcome 2 Depression short-term.	163
Analysis 20.3. Comparison 20 Yoga versus psychological interventions: sensitivity analysis: allocation concealment, Outcome 3 Anxiety short-term.	164
Analysis 20.4. Comparison 20 Yoga versus psychological interventions: sensitivity analysis: allocation concealment, Outcome 4 Fatigue short-term.	165
Analysis 20.5. Comparison 20 Yoga versus psychological interventions: sensitivity analysis: allocation concealment, Outcome 5 Sleep disturbances short-term.	165
Analysis 21.1. Comparison 21 Yoga versus exercise: sensitivity analysis: allocation concealment, Outcome 1 Health-related quality of life short-term.	166
Analysis 21.2. Comparison 21 Yoga versus exercise: sensitivity analysis: allocation concealment, Outcome 2 Fatigue short-term.	167
Analysis 22.1. Comparison 22 Yoga versus no therapy: sensitivity analysis: blinding of outcome assessment, Outcome 1 Health-related quality of life short-term.	167
Analysis 22.2. Comparison 22 Yoga versus no therapy: sensitivity analysis: blinding of outcome assessment, Outcome 2 Depression short-term.	168
Analysis 22.3. Comparison 22 Yoga versus no therapy: sensitivity analysis: blinding of outcome assessment, Outcome 3 Anxiety short-term.	169
Analysis 22.4. Comparison 22 Yoga versus no therapy: sensitivity analysis: blinding of outcome assessment, Outcome 4 Fatigue short-term.	169
Analysis 22.5. Comparison 22 Yoga versus no therapy: sensitivity analysis: blinding of outcome assessment, Outcome 5 Sleep disturbances short-term.	170

Analysis 23.1. Comparison 23 Yoga versus no therapy: sensitivity analysis: incomplete outcome data, Outcome 1 Health-related quality of life short-term.	171
Analysis 23.2. Comparison 23 Yoga versus no therapy: sensitivity analysis: incomplete outcome data, Outcome 2 Health-related quality of life medium-term.	172
Analysis 23.3. Comparison 23 Yoga versus no therapy: sensitivity analysis: incomplete outcome data, Outcome 3 Depression short-term.	173
Analysis 23.4. Comparison 23 Yoga versus no therapy: sensitivity analysis: incomplete outcome data, Outcome 4 Anxiety short-term.	174
Analysis 23.5. Comparison 23 Yoga versus no therapy: sensitivity analysis: incomplete outcome data, Outcome 5 Fatigue short-term.	175
Analysis 23.6. Comparison 23 Yoga versus no therapy: sensitivity analysis: incomplete outcome data, Outcome 6 Fatigue medium-term.	176
Analysis 23.7. Comparison 23 Yoga versus no therapy: sensitivity analysis: incomplete outcome data, Outcome 7 Sleep disturbances short-term.	177
Analysis 24.1. Comparison 24 Yoga versus psychological interventions: sensitivity analysis: incomplete outcome data, Outcome 1 Depression short-term.	178
Analysis 24.2. Comparison 24 Yoga versus psychological interventions: sensitivity analysis: incomplete outcome data, Outcome 2 Fatigue short-term.	178
Analysis 24.3. Comparison 24 Yoga versus psychological interventions: sensitivity analysis: incomplete outcome data, Outcome 3 Sleep disturbances short-term.	179
Analysis 25.1. Comparison 25 Yoga versus exercise: sensitivity analysis: incomplete outcome data, Outcome 1 Health-related quality of life short-term.	179
Analysis 25.2. Comparison 25 Yoga versus exercise: sensitivity analysis: incomplete outcome data, Outcome 2 Fatigue short-term.	180
Analysis 26.1. Comparison 26 Yoga versus no therapy: sensitivity analysis: no missing data retrieved from study authors or imputed, Outcome 1 Health-related quality of life short-term.	181
Analysis 26.2. Comparison 26 Yoga versus no therapy: sensitivity analysis: no missing data retrieved from study authors or imputed, Outcome 2 Health-related quality of life medium-term.	182
Analysis 26.3. Comparison 26 Yoga versus no therapy: sensitivity analysis: no missing data retrieved from study authors or imputed, Outcome 3 Depression short-term.	183
Analysis 26.4. Comparison 26 Yoga versus no therapy: sensitivity analysis: no missing data retrieved from study authors or imputed, Outcome 4 Anxiety short-term.	184
Analysis 26.5. Comparison 26 Yoga versus no therapy: sensitivity analysis: no missing data retrieved from study authors or imputed, Outcome 5 Fatigue short-term.	185
Analysis 26.6. Comparison 26 Yoga versus no therapy: sensitivity analysis: no missing data retrieved from study authors or imputed, Outcome 6 Fatigue medium-term.	186
Analysis 26.7. Comparison 26 Yoga versus no therapy: sensitivity analysis: no missing data retrieved from study authors or imputed, Outcome 7 Sleep disturbances short-term.	187
Analysis 27.1. Comparison 27 Yoga versus psychosocial/educational interventions: sensitivity analysis: no missing data retrieved from study authors or imputed, Outcome 1 Health-related quality of life short-term.	188
Analysis 27.2. Comparison 27 Yoga versus psychosocial/educational interventions: sensitivity analysis: no missing data retrieved from study authors or imputed, Outcome 2 Depression short-term.	189
Analysis 27.3. Comparison 27 Yoga versus psychosocial/educational interventions: sensitivity analysis: no missing data retrieved from study authors or imputed, Outcome 3 Anxiety short-term.	190
Analysis 27.4. Comparison 27 Yoga versus psychosocial/educational interventions: sensitivity analysis: no missing data retrieved from study authors or imputed, Outcome 4 Fatigue short-term.	191
Analysis 27.5. Comparison 27 Yoga versus psychosocial/educational interventions: sensitivity analysis: no missing data retrieved from study authors or imputed, Outcome 5 Sleep disturbances short-term.	191
Analysis 28.1. Comparison 28 Yoga versus exercise: sensitivity analysis: no missing data retrieved from study authors or imputed, Outcome 1 Health-related quality of life short-term.	192
Analysis 28.2. Comparison 28 Yoga versus exercise: sensitivity analysis: no missing data retrieved from study authors or imputed, Outcome 2 Fatigue short-term.	193
APPENDICES	193

CONTRIBUTIONS OF AUTHORS	198
DECLARATIONS OF INTEREST	198
SOURCES OF SUPPORT	198
DIFFERENCES BETWEEN PROTOCOL AND REVIEW	199

[Intervention Review]

Yoga for improving health-related quality of life, mental health and cancer-related symptoms in women diagnosed with breast cancer

Holger Cramer¹, Romy Lauche², Petra Klose¹, Silke Lange¹, Jost Langhorst³, Gustav J Dobos¹

¹Department of Internal and Integrative Medicine, Kliniken Essen-Mitte, Faculty of Medicine, University of Duisburg-Essen, Essen, Germany. ²Australian Research Centre in Complementary and Integrative Medicine, University of Technology Sydney, Ultimo, Australia. ³Department of Integrative Gastroenterology, Kliniken Essen-Mitte, Faculty of Medicine, University of Duisburg-Essen, Essen, Germany

Contact address: Holger Cramer, Department of Internal and Integrative Medicine, Kliniken Essen-Mitte, Faculty of Medicine, University of Duisburg-Essen, Am Deimelsberg 34a, Essen, 45276, Germany. h.cramer@kliniken-essen-mitte.de.

Editorial group: Cochrane Breast Cancer Group.

Publication status and date: New, published in Issue 1, 2017.

Review content assessed as up-to-date: 29 January 2016.

Citation: Cramer H, Lauche R, Klose P, Lange S, Langhorst J, Dobos GJ. Yoga for improving health-related quality of life, mental health and cancer-related symptoms in women diagnosed with breast cancer. *Cochrane Database of Systematic Reviews* 2017, Issue 1. Art. No.: CD010802. DOI: 10.1002/14651858.CD010802.pub2.

Copyright © 2017 The Cochrane Collaboration. Published by John Wiley & Sons, Ltd.

ABSTRACT

Background

Breast cancer is the cancer most frequently diagnosed in women worldwide. Even though survival rates are continually increasing, breast cancer is often associated with long-term psychological distress, chronic pain, fatigue and impaired quality of life. Yoga comprises advice for an ethical lifestyle, spiritual practice, physical activity, breathing exercises and meditation. It is a complementary therapy that is commonly recommended for breast cancer-related impairments and has been shown to improve physical and mental health in people with different cancer types.

Objectives

To assess effects of yoga on health-related quality of life, mental health and cancer-related symptoms among women with a diagnosis of breast cancer who are receiving active treatment or have completed treatment.

Search methods

We searched the Cochrane Breast Cancer Specialised Register, MEDLINE (via PubMed), Embase, the Cochrane Central Register of Controlled Trials (CENTRAL; 2016, Issue 1), Indexing of Indian Medical Journals (IndMED), the World Health Organization (WHO) International Clinical Trials Registry Platform (ICTRP) search portal and Clinicaltrials.gov on 29 January 2016. We also searched reference lists of identified relevant trials or reviews, as well as conference proceedings of the International Congress on Complementary Medicine Research (ICCMR), the European Congress for Integrative Medicine (ECIM) and the American Society of Clinical Oncology (ASCO). We applied no language restrictions.

Selection criteria

Randomised controlled trials were eligible when they (1) compared yoga interventions versus no therapy or versus any other active therapy in women with a diagnosis of non-metastatic or metastatic breast cancer, and (2) assessed at least one of the primary outcomes on patient-reported instruments, including health-related quality of life, depression, anxiety, fatigue or sleep disturbances.

Yoga for improving health-related quality of life, mental health and cancer-related symptoms in women diagnosed with breast cancer (Review)

Copyright © 2017 The Cochrane Collaboration. Published by John Wiley & Sons, Ltd.

Data collection and analysis

Two review authors independently collected data on methods and results. We expressed outcomes as standardised mean differences (SMDs) with 95% confidence intervals (CIs) and conducted random-effects model meta-analyses. We assessed potential risk of publication bias through visual analysis of funnel plot symmetry and heterogeneity between studies by using the Chi^2 test and the I^2 statistic. We conducted subgroup analyses for current treatment status, time since diagnosis, stage of cancer and type of yoga intervention.

Main results

We included 24 studies with a total of 2166 participants, 23 of which provided data for meta-analysis. Thirteen studies had low risk of selection bias, five studies reported adequate blinding of outcome assessment and 15 studies had low risk of attrition bias.

Seventeen studies that compared yoga versus no therapy provided moderate-quality evidence showing that yoga improved health-related quality of life (pooled SMD 0.22, 95% CI 0.04 to 0.40; 10 studies, 675 participants), reduced fatigue (pooled SMD -0.48, 95% CI -0.75 to -0.20; 11 studies, 883 participants) and reduced sleep disturbances in the short term (pooled SMD -0.25, 95% CI -0.40 to -0.09; six studies, 657 participants). The funnel plot for health-related quality of life was asymmetrical, favouring no therapy, and the funnel plot for fatigue was roughly symmetrical. This hints at overall low risk of publication bias. Yoga did not appear to reduce depression (pooled SMD -0.13, 95% CI -0.31 to 0.05; seven studies, 496 participants; low-quality evidence) or anxiety (pooled SMD -0.53, 95% CI -1.10 to 0.04; six studies, 346 participants; very low-quality evidence) in the short term and had no medium-term effects on health-related quality of life (pooled SMD 0.10, 95% CI -0.23 to 0.42; two studies, 146 participants; low-quality evidence) or fatigue (pooled SMD -0.04, 95% CI -0.36 to 0.29; two studies, 146 participants; low-quality evidence). Investigators reported no serious adverse events.

Four studies that compared yoga versus psychosocial/educational interventions provided moderate-quality evidence indicating that yoga can reduce depression (pooled SMD -2.29, 95% CI -3.97 to -0.61; four studies, 226 participants), anxiety (pooled SMD -2.21, 95% CI -3.90 to -0.52; three studies, 195 participants) and fatigue (pooled SMD -0.90, 95% CI -1.31 to -0.50; two studies, 106 participants) in the short term. Very low-quality evidence showed no short-term effects on health-related quality of life (pooled SMD 0.81, 95% CI -0.50 to 2.12; two studies, 153 participants) or sleep disturbances (pooled SMD -0.21, 95% CI -0.76 to 0.34; two studies, 119 participants). No trial adequately reported safety-related data.

Three studies that compared yoga versus exercise presented very low-quality evidence showing no short-term effects on health-related quality of life (pooled SMD -0.04, 95% CI -0.30 to 0.23; three studies, 233 participants) or fatigue (pooled SMD -0.21, 95% CI -0.66 to 0.25; three studies, 233 participants); no trial provided safety-related data.

Authors' conclusions

Moderate-quality evidence supports the recommendation of yoga as a supportive intervention for improving health-related quality of life and reducing fatigue and sleep disturbances when compared with no therapy, as well as for reducing depression, anxiety and fatigue, when compared with psychosocial/educational interventions. Very low-quality evidence suggests that yoga might be as effective as other exercise interventions and might be used as an alternative to other exercise programmes.

PLAIN LANGUAGE SUMMARY

Yoga for women with a diagnosis of breast cancer

What is the issue?

Breast cancer is the most common cancer among women worldwide. Although the number of women who survive breast cancer is increasing, those women often suffer from psychological or physical problems. We wanted to find out whether yoga can improve quality of life, mental health and symptoms related to cancer in women with a diagnosis of breast cancer. We included all forms of yoga but excluded multi-modal interventions such as mindfulness-based stress reduction.

Why does it matter?

Many women with a diagnosis of breast cancer try yoga as a means of coping with their symptoms. Thus, it is important to find out whether yoga can really help these women. It is also important to find out whether any risks are associated with practising yoga.

What did we find?

Yoga for improving health-related quality of life, mental health and cancer-related symptoms in women diagnosed with breast cancer (Review)

2

Copyright © 2017 The Cochrane Collaboration. Published by John Wiley & Sons, Ltd.

We found 24 studies that involved 2166 women. Our evidence is current to January 2016. We found that women in 11 studies had completed surgery, chemotherapy and radiotherapy; women in three studies were currently undergoing chemotherapy; and women in five studies were currently undergoing radiotherapy. Women in the remaining five studies were either undergoing treatment or were not. Studies used a variety of questionnaires to assess quality of life, depression, fatigue and/or sleep disturbances.

We found that yoga was more effective than no therapy in improving quality of life and reducing fatigue and sleep disturbances. We also found that yoga was better for reducing depression, anxiety and fatigue in women when compared with psychosocial or educational interventions such as counselling. We are fairly certain that these observed results are probably true. Yoga might be as effective as exercise in improving quality of life and reducing fatigue; we do not have enough data to be sure. Studies have poorly reported risks of yoga. However, we found no evidence of serious risks of yoga among women with a diagnosis of breast cancer. No studies have assessed effects of yoga in women given a diagnosis of breast cancer more than five years ago.

What does this mean?

Our findings indicate that women with a diagnosis of breast cancer can use yoga as supportive therapy for improving their quality of life and mental health, in addition to standard cancer treatments.

SUMMARY OF FINDINGS FOR THE MAIN COMPARISON [\[Explanation\]](#)

Yoga versus no therapy for women with diagnosed breast cancer				
Patient or population: women with diagnosed breast cancer Settings: inpatient and outpatient facilities Intervention: yoga Comparison: no therapy				
Outcomes	Illustrative comparative risks* (95% CI)	Number of participants (studies)	Quality of the evidence (GRADE)	Comments
	Corresponding risk			
	Yoga vs no therapy			
Health-related quality of life (short-term) Self-assessed questionnaires Follow-up: 5-12 weeks	Mean health-related quality of life in intervention groups was 0.22 standard deviations higher (0.06 to 0.38 higher)	675 (10 studies)	⊕⊕⊕○ Moderate^a	SMD 0.22 (95% CI 0.04 to 0.40)
Health-related quality of life (medium-term) Self-assessed questionnaires Follow-up: 30-48 weeks	Mean health-related quality of life in intervention groups was 0.10 standard deviations higher (0.23 lower to 0.42 higher)	146 (2 studies)	⊕⊕○○ Low^{b,c}	SMD 0.10 (95% CI -0.23 to 0.42)
Depression (short-term) Self-assessed questionnaires Follow-up: 6-12 weeks	Mean depression in intervention groups was 0.13 standard deviations lower (0.31 lower to 0.05 higher)	496 (7 studies)	⊕⊕○○ Low^b	SMD -0.13 (95% CI -0.31 to 0.05)
Anxiety (short-term) Self-assessed questionnaires Follow-up: 2-12 weeks	Mean anxiety in intervention groups was 0.53 standard deviations lower (1.1 lower to 0.04 higher)	346 (6 studies)	⊕○○○ Very low^{b,d}	SMD -0.53 (95% CI -1.10 to 0.04)
Fatigue (short-term) Self-assessed questionnaires Follow-up: 6-12 weeks	Mean fatigue in intervention groups was 0.49 standard deviations lower (0.75 to 0.23 lower)	883 (11 studies)	⊕⊕⊕○ Moderate^d	SMD -0.48 (95% CI -0.75 to -0.20)

Fatigue (medium-term) Self-assessed questionnaires Follow-up: 30-48 weeks	Mean fatigue in intervention groups was 146 (2 studies) 0.04 standard deviations lower (0.36 lower to 0.29 higher)	⊕⊕○○ Low ^{b,c}	SMD -0.04 (95% CI -0.36 to 0.29)
Sleep disturbances (short-term) Self-assessed questionnaires Follow-up: 4-12 weeks	Mean sleep disturbances in intervention groups were 657 (6 studies) 0.25 standard deviations lower (0.4 to 0.09 lower)	⊕⊕⊕○ Moderate ^a	SMD -0.25 (95% CI -0.40 to -0.09)

* The basis for the **assumed risk** (e.g. median control group risk across studies) is provided in footnotes. The **corresponding risk** (and its 95% confidence interval) is based on assumed risk in the comparison group and the **relative effect** of the intervention (and its 95% CI).

CI: confidence interval; SMD: standardised mean difference.

GRADE Working Group grades of evidence.

High quality: Further research is very unlikely to change our confidence in the estimate of effect.

Moderate quality: Further research is likely to have an important impact on our confidence in the estimate of effect and may change the estimate.

Low quality: Further research is very likely to have an important impact on our confidence in the estimate of effect and is likely to change the estimate.

Very low quality: We are very uncertain about the estimate.

^aDowngraded one level because the 95% confidence interval includes negligible effects.

^bDowngraded two levels because the 95% confidence interval includes no effect.

^cDowngraded one level because fewer than 400 participants were included in the total.

^dDowngraded one level because of widely differing estimates of the treatment effect.

BACKGROUND

Description of the condition

With more than 1.67 million new cases each year, breast cancer is the most frequently diagnosed cancer among women worldwide (Ferlay 2013). Although more than 522,000 women die from breast cancer each year (Ferlay 2013), advances in cancer prevention, diagnosis and treatment have led to continually improved survival rates (Berry 2005). During breast cancer treatment, about one-third of women experience substantial psychological distress, mainly depression and anxiety (Maass 2015; Rottmann 2016; Stafford 2013), which can persist over years after completion of treatment (Hopwood 2010; Maass 2015; Rottmann 2016). These

psychological impairments can aggravate symptom burden and can seriously affect health-related quality of life (Andrykowski 2008). Cancer-related fatigue is another important symptom that interferes with usual functioning (Jones 2016; Patrick 2003). Up to 90% of women with breast cancer experience fatigue during chemotherapy (Hartvig 2006; Li 2016; Schmidt 2012) that may endure for several years (Abrahams 2016; Bower 2006; Garabeli Cavalli Kluthcovsky 2012; Jones 2016). Sleep disturbances are highly prevalent among women with breast cancer before surgery, during subsequent chemotherapy (Van Onselen 2012) and during antihormonal treatment (Desai 2013).

Description of the intervention

Yoga has its roots in Indian philosophy and has been a part of traditional Indian spiritual practice for about 4000 years (Feuerstein 1998). Yoga is a complex intervention that comprises advice for an ethical lifestyle, spiritual practice, physical activity, breathing exercises and meditation (De Michaelis 2005; Feuerstein 1998). Although yoga originally evolved as a spiritual practice, it has become a popular means of promoting physical and mental well-being (De Michaelis 2005; Feuerstein 1998). In North America and Europe, yoga most often is associated with physical postures (asanas), breathing techniques (pranayama) and meditation (dyana) (De Michaelis 2005; Feuerstein 1998). Contrary to popular perceptions, meditation and breathing techniques are inherent parts of yoga practice. Different yoga forms have emerged that put varying focus on physical and mental practices (Feuerstein 1998). Although most forms of yoga practised in North America and Europe focus mainly on postures, many yoga traditions include only meditation (Shannahoff-Khalsa 2005) or breathing techniques (Brown 2005) without specific physical components. An estimated 31 million American adults report that they have practised yoga at least once in their lifetime (Cramer 2016).

How the intervention might work

It is now widely accepted that therapeutic exercise programmes for women with a diagnosis of breast cancer who are receiving active treatment or have completed treatment can significantly improve physical functioning and quality of life, and can mitigate fatigue (McNeely 2006; Visovsky 2006). In addition, exercise decreases the percentage of body fat, improves cardiopulmonary function (Kim 2009; McNeely 2006) and decreases mortality among women who have completed treatment for breast cancer (Ibrahim 2011). Physical exercise reduces the blood level of the blood sugar-lowering hormone insulin (Irwin 2009), strengthens the immune system and promotes the catabolism of stress hormones and oestrogens (Neilson 2009). Furthermore, exercising together in a group of similarly affected women should enhance the individual's quality of life (Floyd 2009). Yoga involves physical activity, but it differs from purely gymnastic exercise in that the practitioner focusses her mind on specific postures with inner awareness and a meditative focus of mind (Büssing 2011; Cramer 2013). The mechanism proposed to explain how yoga can positively influence mental and physical health involves a decrease in dysregulation within the hypothalamic-pituitary-adrenal axis; this is known as the stress response (Carroll 2012; Streeter 2012). Yoga can decrease subjective stress in healthy adults (Chong 2011) and can reduce plasma levels of the stress hormone cortisol in individuals with cancer (Banasik 2011; Vadiraja 2009c) and in psychiatric patients (Devi 1986; Vedamurthachar 2006). Imaging studies have shown that yoga can increase endogenous release of the neurotransmitter, dopamine, within the ventral striatum (Kjaer 2002), as well

as thalamic levels of the neurotransmitter, gamma-aminobutyric acid (GABA) (Streeter 2010). Both dopamine (Syvälahti 1994) and GABA (Kalueff 2007) play a major role in the pathophysiology of psychological distress. It has been hypothesised that by increasing GABA activity, yoga can reduce allostatic load within stress response systems such that optimal homeostasis is restored (Streeter 2012).

Why it is important to do this review

Many women who currently are undergoing treatment or have completed treatment for breast cancer use complementary medicine (NIH 2012) to manage effects of the disease (Fouladbakhsh 2010), and yoga is among the most commonly used complementary therapies for breast cancer-related impairment (Fouladbakhsh 2010). Systematic reviews and meta-analyses have shown that yoga can improve health-related quality of life among patients with cancer (Buffart 2012; Culos-Reed 2012; Lin 2011; Smith 2009). However, as individuals with different types of cancer are heterogeneous in terms of sociodemographic factors, symptoms, treatments and side effects, meta-analyses should focus on homogenous cancer groups. It is obvious from previous reviews that a vast majority of studies on yoga for cancer have involved women receiving active treatment or women who have completed treatment for breast cancer. Five systematic reviews so far have explicitly focussed on women undergoing treatment or those who have completed treatment for breast cancer (Cramer 2012b; Harder 2012; Levine 2012; Pan 2015; Zhang 2012), and only three of these included meta-analyses (Cramer 2012b; Pan 2015; Zhang 2012). On the basis of six randomised trials that compared yoga versus no treatment, Zhang 2012 described statistically significant effects favouring yoga for health-related quality of life but not for psychological outcomes. In contrast, Cramer 2012b found positive effects of yoga compared with no treatment or active control interventions on health-related quality of life, depression and anxiety. Besides health-related quality of life and mental health, only one prior review assessed physical cancer-related symptoms, and this review did not include a meta-analysis (Harder 2012). Evidence of effects on fatigue was inconclusive, with three of seven included trials reporting positive effects of yoga. Finally, Pan 2015 reported effects on health-related quality of life, depression and anxiety.

Primarily on the basis of anecdotal evidence, the lay press has questioned the safety of yoga (Broad 2012). As this seems to have led to general uncertainty among yoga practitioners and those interested in starting practice, it seems important to systematically assess the safety of yoga. However, no prior review on yoga for women with breast cancer has quantitatively analysed safety data. Therefore, a comprehensive review of both efficacy (in terms of health-related quality of life, physical and mental health) and safety of yoga for women undergoing active treatment or who have completed treatment for breast cancer seems warranted.

OBJECTIVES

To assess effects of yoga on health-related quality of life, mental health and cancer-related symptoms among women with a diagnosis of breast cancer who are receiving active treatment or have completed treatment.

METHODS

Criteria for considering studies for this review

Types of studies

All randomised controlled trials (RCTs) assessing effects of yoga in women with breast cancer who are undergoing treatment or have completed treatment, or both. Both full-text and abstract publications were eligible if sufficient information was available on study design, characteristics of participants, interventions and outcomes.

Types of participants

Women with a histologically confirmed diagnosis of non-metastatic or metastatic breast carcinoma (stage I to IV), as defined by the American Joint Committee on Cancer (AJCC) tumour-node-metastasis (TNM) system (Compton 2012).

Women with a diagnosis of breast cancer who have completed treatment (i.e. have completed initial management of stage I to IV breast cancer) were also eligible.

We applied no limits regarding age groups or settings.

We excluded studies including participants with other cancer types unless outcomes for women with breast cancer were reported separately.

Types of interventions

Any form of yoga was eligible as the experimental intervention (i.e. Hatha yoga, Ashtanga yoga, Iyengar yoga, Integrated yoga therapy, Viniyoga, Bikram Yoga, Sivananda yoga, Kundalini yoga, Tibetan yoga, Yoga of Awareness or any other yoga form). Studies that did not mention a specific form of yoga but simply described the intervention as 'yoga' were also eligible. Interventions included at least one of the following: yoga postures, breath control, meditation and lifestyle advice (based on yoga theory or traditional yoga practices).

We excluded studies on multi-modal interventions such as mindfulness-based stress reduction, mindfulness-based cognitive therapy or the Mind Body Program for Cancer by the Benson-Henry Institute for Mind Body Medicine (which includes yoga among

other therapies), as the relative effects of yogic practices could not be assessed separately in such programmes.

Attention control, wait-list control, treatment as usual, no therapy and any other active therapy were eligible as comparators.

Breast cancer treatments such as chemotherapy, radiotherapy or antihormonal therapy and supportive care were allowed, as long as cointerventions were comparable between groups.

Types of outcome measures

Primary outcomes

- Health-related quality of life, assessed by any validated generic or disease-specific self-report scale
- Depression, assessed by any validated self-report or clinician-rated scale
- Anxiety, assessed by any validated self-report or clinician-rated scale
- Fatigue, assessed by any validated self-report scale
- Sleep disturbances, assessed by any validated self-report scale

When investigators assessed an outcome using more than one measure, we preferred standard instruments over novel instruments and multi-item instruments over single-item instruments.

Secondary outcomes

- Safety of the intervention, assessed as the number of women with adverse events and the number of women with severe adverse events

Search methods for identification of studies

Electronic searches

We searched the following databases.

- Cochrane Breast Cancer Specialised Register. Details of search strategies used by the Cochrane Breast Cancer Group (CBCG) for identification of studies and procedures used to code references are outlined in the CBCG module at www.mrw.interscience.wiley.com/cochrane/clabout/articles/BREASTCA/frame.html. We included trials with the following terms: "breast cancer", "early breast cancer", "locally advanced breast cancer", "advanced breast cancer", "high risk", "yoga", "alternative/complementary therapy", "yogic", "asana", "pranayama", "dhyana", "dharana" and "meditation".

• MEDLINE (via PubMed) on 29 January 2016. See [Appendix 1](#).

• Embase (via Embase.com or OvidSP) on 29 January 2016. See [Appendix 2](#).

- Cochrane Central Register of Controlled Trials (CENTRAL; 2016, Issue 1). See [Appendix 3](#).
- World Health Organization (WHO) International Clinical Trials Registry Platform (ICTRP) search portal (<http://apps.who.int/trialsearch/Default.aspx>) for all prospectively registered and ongoing trials on 29 January 2016. See [Appendix 4](#).
- Clinicaltrials.gov (<http://clinicaltrials.gov/>) on 29 January 2016. See [Appendix 5](#).
- Indexing of Indian Medical Journals (IndMED) (<http://indmed.nic.in/indmed.html>) on 12 February 2016. See [Appendix 6](#).

Searching other resources

Bibliographic search

We attempted to identify additional studies by searching reference lists of identified relevant trials or reviews. We obtained a copy of the full text of each reference reporting a potentially eligible trial. When this was not possible, we made attempts to contact study authors to ask them to provide additional information.

Grey literature search

We searched conference proceedings of the following congresses and annual meetings of societies for relevant abstracts.

- International Congress on Complementary Medicine Research (ICCMR); searched up to 2015.
- European Congress for Integrative Medicine (ECIM); searched up to 2015.
- American Society of Clinical Oncology (ASCO); searched up to 2015.

Data collection and analysis

Selection of studies

Two review authors (HC and RL) screened independently the titles and abstracts of studies identified during the literature search and read potentially eligible articles in full to determine whether they met review eligibility criteria. We discussed disagreements with a third review author (PK) until we reached consensus. If necessary, we obtained additional information from study authors. We recorded excluded studies in the [Characteristics of excluded studies](#) table.

We documented the study selection process in a PRISMA (Preferred Reporting Items for Systematic Reviews and Meta-Analyses) flow chart ([Moher 2009](#)).

We applied no language restrictions and arranged for translation of studies published in languages other than English, German, French, Russian, Chinese, Norwegian, Swedish or Icelandic.

Data extraction and management

Two review authors (PK and SL) independently extracted and entered data from all included studies into the [Characteristics of included studies](#) table using Review Manager software ([RevMan](#)). We discussed disagreements with a third review author (HC, JL or GD) until we reached consensus. A third review author (HC, JL or GD) checked the extracted data.

Information collected included the following.

- Methods: study design, methods of allocation, allocation concealment, blinding, dropout rates and reasons for dropping out.
- Participants: country of origin, setting, sample size, diagnosis, age, ethnicity.
- Intervention: type, programme length, frequency, duration (for experimental and comparator interventions).
- Outcomes: types of outcomes, assessment instruments, assessment time point, follow-up time point.

For studies with more than one publication, we considered the first publication as the primary reference, but we extracted data from all publications.

HC, RL and GD were not involved in data extraction or management for [Cramer 2015](#).

Assessment of risk of bias in included studies

Two review authors (PK and SL) independently assessed risk of bias using the Cochrane 'Risk of bias assessment tool' ([Higgins 2011](#)). We assessed risk of bias for the following domains.

- Random sequence generation.
- Allocation concealment.
- Blinding of participants and personnel.
- Blinding of outcome assessment.
- Incomplete outcome data.
- Selective outcome reporting.
- Other sources of bias.

We judged each domain as:

- 'low risk of bias' if requirements were adequately fulfilled, as described in [Higgins 2011](#);
- 'high risk of bias' if requirements were not adequately fulfilled, as described in [Higgins 2011](#); or
- 'unclear risk of bias' if data provided were insufficient for a judgement.

We incorporated risk of bias when we judged the quality of evidence for each outcome according to GRADE recommendations ([Guyatt 2008](#)).

HC, RL and GD were not involved in assessment of risk of bias for [Cramer 2015](#).

Measures of treatment effect

We classified primary outcomes as continuous outcomes and expressed them as standardised mean differences (SMDs) with 95% confidence intervals (CIs) according to recommendations provided in the *Cochrane Handbook for Systematic Reviews of Interventions* (Chapter 7, Section 7.7.3) ([Higgins 2011](#)). The SMD expresses the size of the intervention effect in each study relative to the variability observed in that study. It can be used when all studies assess the same outcome but measure it in a variety of ways such as through different questionnaires. We used Hedges' correction to calculate SMD as the difference in means between groups divided by the pooled standard deviation (SD). When available, we preferred final values over change scores. We defined a positive SMD as indicating beneficial effects of the experimental intervention compared with the comparator intervention for quality of life, and a negative SMD as indicating beneficial effects for mental health and cancer-related symptoms. If necessary, we inverted scores by subtracting the mean from zero ([Higgins 2011](#)).

We classified secondary outcomes as dichotomous outcomes and expressed them as risk ratios (RRs) with 95% CIs. Risk describes the probability that a health outcome will occur. Risk ratio is the ratio of risk of this health outcome in the two groups. We calculated the RR by dividing the risk of an event in the experimental group (i.e. the number of participants with the respective outcome divided by the total number of participants) by the risk of the event in the control group. We defined RRs less than 1.0 as favouring the experimental group (i.e. fewer adverse events than in the comparator group) and RRs greater than 1.0 as favouring the comparator group ([Higgins 2011](#)).

Unit of analysis issues

We handled special issues in the analysis of studies with non-standard designs according to suggestions provided in the *Cochrane Handbook for Systematic Reviews of Interventions* ([Higgins 2011](#)). For cross-over trials, we planned to analyse paired data if available. Elsewise, we planned to use only data from the first active treatment. We included no cross-over trials in the review.

For studies that contributed multiple, correlated comparisons, we planned to combine all relevant experimental intervention groups in the study (e.g. groups with yoga interventions of different intensities) into a single group and to combine all comparable relevant control intervention groups (e.g. groups with exercise interventions of different intensities) into a single control group. We included in the review no studies with multiple, correlated comparisons. We did not combine control groups with different types of interventions (e.g. wait-list control and exercise) in a single meta-analysis but analysed them separately. In this review, we included

[Chandwani 2014](#), a three-arm study involving two control groups (i.e. yoga vs wait-list/usual care (control); yoga vs exercise (control)). In analyses, we did not combine these two comparisons from one study but reported them separately.

If repeated outcome assessments were presented, we defined the time frames as short-term (up to six months), medium-term (six to 12 months) and long-term follow-up (longer than 12 months).

Dealing with missing data

When SDs were missing, we calculated them from standard errors, confidence intervals or t values, or we attempted by email to obtain the missing data from trial authors ([Higgins 2011](#)). If these data were not available, and SDs were missing, we planned to replace them with the mean of SDs of available studies that used the same outcome scale. This was not necessary for any of the studies. When means were missing, we attempted by email to obtain the missing data from trial authors.

We conducted sensitivity analyses by excluding studies for which missing data had to be substituted (see below).

We addressed in the [Discussion](#) section the potential impact of missing data on review findings.

Assessment of heterogeneity

We assessed statistical heterogeneity between studies by using the Chi² test ([Cochran 1954](#)). We determined that a P value ≤ 0.10 indicates statistically significant heterogeneity. We also used the I² statistic ([Higgins 2003](#)) to categorise the magnitude of heterogeneity as follows: I² = 0% to 24%: low heterogeneity; I² = 25% to 49%: moderate heterogeneity; I² = 50% to 74%: substantial heterogeneity; and I² = 75% to 100%: considerable heterogeneity.

Assessment of reporting biases

If we included at least 10 studies in a meta-analysis, we generated funnel plots of effect estimates against their standard errors (on a reversed scale) by using Review Manager software ([RevMan](#)). We assessed potential risk of publication bias through visual analysis of funnel plots, with roughly symmetrical funnel plots indicating low risk and asymmetrical funnel plots hinting at high risk of publication bias ([Higgins 2011](#)). One should be aware that this is a rather subjective judgement, that funnel plot asymmetry might also arise from other sources and that publication bias need not lead to asymmetry in funnel plots. We further attempted to avoid publication bias by searching trials registries and conference proceedings for unpublished studies.

We addressed duplicate publication bias by including only once studies with more than one publication. If we had doubt about whether multiple publications referred to the same data, we attempted to contact trial authors by email.

We addressed location bias by searching multiple databases, including one Indian journal, and by including non-English language journals.

We avoided language bias by including studies irrespective of the language of publication.

Data synthesis

For continuous outcomes, we pooled data by using a random-effects model and the inverse variance method. For dichotomous outcomes, we used the random-effects model of DerSimonian and Laird. We performed all analyses by using Review Manager 5 software (RevMan).

To grade the quality of evidence, we used the GRADE approach (Brozek 2009), along with GradePro software. We created a 'Summary of findings' table to present evidence for primary outcomes (health-related quality, depression, anxiety, fatigue and sleep disturbances).

Subgroup analysis and investigation of heterogeneity

We conducted subgroup analyses for the following.

- Current treatment status.
 - Women with breast cancer undergoing active cancer treatment (radiotherapy or chemotherapy).
 - Women who had completed active treatment.
- Time since diagnosis.
 - Women with breast cancer diagnosed within five years before the time of study entry.
 - Women with breast cancer diagnosed more than five years before the time of study entry.
- Stage of cancer.
 - Metastatic breast cancer at the time of study entry.
 - Non-metastatic breast cancer at the time of study entry.

We conducted additional subgroup analyses for the type of yoga intervention.

- Complex yoga interventions, including physical exercise and at least one of the following: breath control, meditation and lifestyle advice (based on yoga theory or traditional yoga practices).
- Exercise-based yoga interventions based on yoga theory or traditional yoga practices without breath control, meditation or lifestyle advice.
- Meditation-based yoga interventions, including at least one of the following: breath control, meditation and lifestyle advice (based on yoga theory or traditional yoga practices) without an exercise component.

We tested subgroup differences using the Chi² test for heterogeneity across subgroups. We computed the I² statistic for subgroup differences as the percentage of variance between different subgroups that is due to genuine subgroup differences rather than to chance (Higgins 2011).

If statistically significant heterogeneity was present in the respective meta-analysis, we used subgroup and sensitivity analyses to explore possible reasons for the heterogeneity. However, given that the main purpose of subgroup analyses was to assess differences between subgroups, rather than to explore reasons for heterogeneity, we performed subgroup analyses regardless of the presence or absence of statically significant heterogeneity.

Sensitivity analysis

We performed sensitivity analyses by subsequently excluding studies with inadequate random sequence generation, studies with inadequate allocation concealment, studies without blinding of outcome assessors and studies with high risk of attrition bias.

We performed additional sensitivity analyses by excluding studies for which missing data had to be retrieved from study authors or imputed, and by excluding studies that were unpublished or were published only in abstract format.

RESULTS

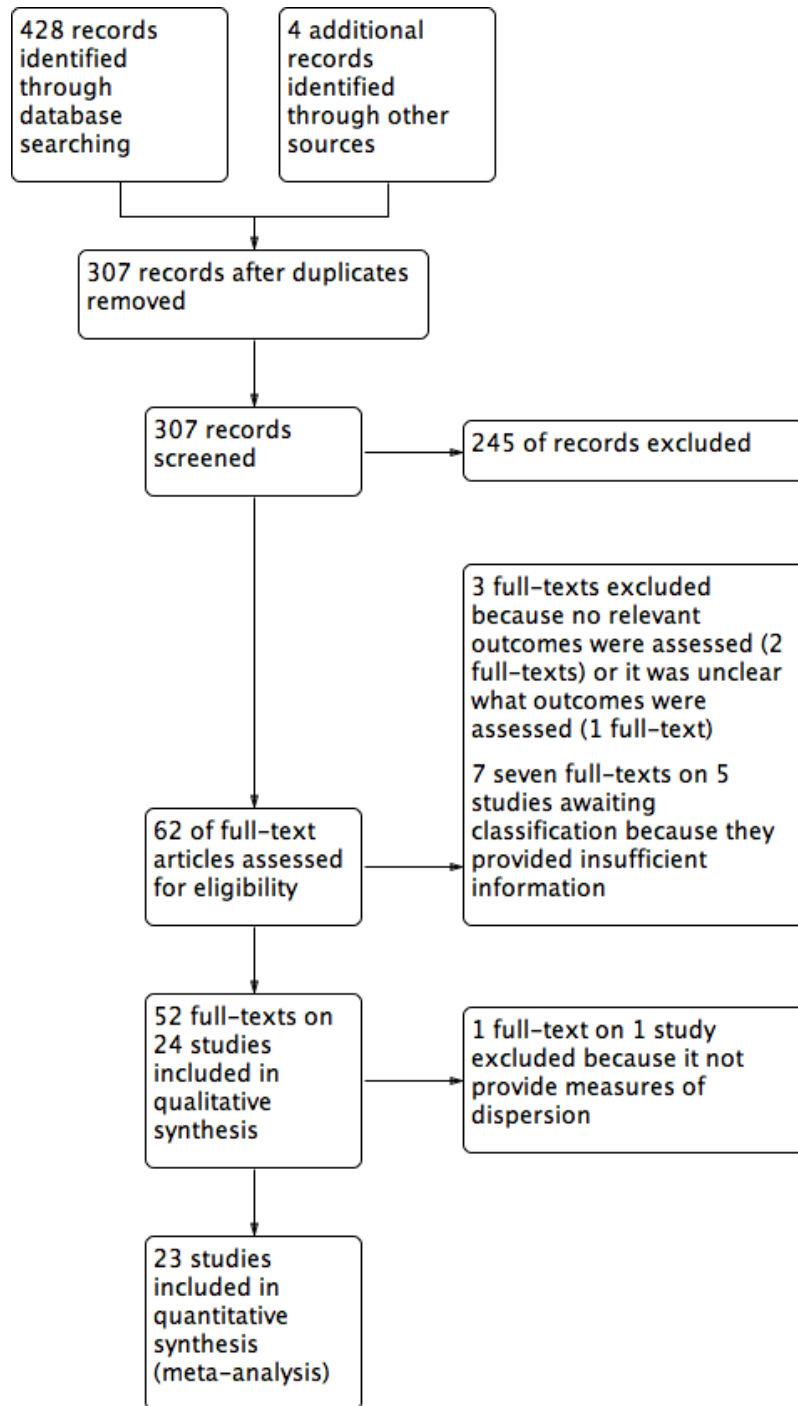
Description of studies

Results of the search

The literature search revealed a total of 428 records, and we obtained four records from other sources (Bernardi 2013; Blank 2005; Lötze 2016; Ojha 2012). We screened the titles and abstracts of a total of 307 non-duplicate records and excluded 245 because they did not meet eligibility criteria. We assessed a total of 62 full texts related to 32 studies. Of these, we excluded full texts on three studies for reasons provided in the Excluded studies section; in addition, seven full texts on five studies did not provide enough information to be classified and categorised as Characteristics of studies awaiting classification. Searching IC-CMR, ECIM and ASCO conference proceedings did not yield additional relevant abstracts that had not already been identified through database searches; searching the WHO ICTRP search portal and Clinicaltrials.gov revealed no relevant ongoing studies. Finally, we included in the qualitative synthesis 52 full texts on 24 studies with a total of 2166 women with a diagnosis of breast cancer. One of those studies did not provide measures of dispersion (Carson 2009). Because we could not obtain this information from the study authors, we excluded this study from quantitative

analysis, leaving a total of 23 studies with 2129 participants included in the meta-analysis. [Figure 1](#) shows the flow of the literature search, included and excluded studies and those awaiting classification.

Figure 1. Study flow diagram.



Included studies

Study and participant characteristics

All studies were randomised controlled trials (RCTs) with parallel groups; two studies used minimisation (Chandwani 2010; Moadel 2007), and one study used adaptive randomisation (Chandwani 2014).

Of the 24 included studies, 11 originated from the USA (Banasik 2011; Bower 2012; Carson 2009; Chandwani 2010; Chandwani 2014; Danhauer 2009; Kiecolt-Glaser 2014; Littman 2012; Moadel 2007; Mustian 2013; Pruthi 2012), one from Brazil (Bernardi 2013), three from Germany (Cramer 2015; Lötze 2016; Siedentopf 2013), one from Slovenia (Kovacic 2013), one from Australia (Loudon 2014), four from India (Banerjee 2007; Chakrabarty 2015; Raghavendra 2007; Vadiraja 2009), one from Turkey (Vardar Yağlı 2015), one from China (Wang 2014) and one from Taiwan (Taso 2014).

Investigators recruited women from hospitals or clinical research centres (Banasik 2011; Banerjee 2007; Bernardi 2013; Carson 2009; Chakrabarty 2015; Chandwani 2010; Chandwani 2014; Cramer 2015; Danhauer 2009; Kiecolt-Glaser 2014; Kovacic 2013; Lötze 2016; Moadel 2007; Pruthi 2012; Raghavendra 2007; Siedentopf 2013; Taso 2014; Vadiraja 2009; Vardar Yağlı 2015; Wang 2014) and private clinics or health centres (Littman 2012; Loudon 2014; Moadel 2007; Mustian 2013) and through mailings or advertisements (Bower 2012; Littman 2012; Mustian 2013).

Studies included a total of 2166 women. Sample sizes ranged from 18 to 309, with a median of 74.5. Women's mean age ranged from 44.0 to 62.9 years, with a median of 54.0 years. All studies included women with non-metastatic breast cancer; one study additionally included women with metastatic breast cancer (Banasik 2011).

In 16 studies, women received a diagnosis of breast cancer within five years before the time of study entry (Banerjee 2007; Bernardi 2013; Chakrabarty 2015; Chandwani 2010; Chandwani 2014; Danhauer 2009; Kovacic 2013; Lötze 2016; Moadel 2007; Mustian 2013; Pruthi 2012; Raghavendra 2007; Siedentopf 2013; Taso 2014; Vadiraja 2009; Wang 2014). Four studies included both women who received a diagnosis within five years and women who received a diagnosis more than five years before the time of study entry (Bower 2012; Carson 2009; Littman 2012; Vardar Yağlı 2015), two studies reported only mean time since diagnosis but no range (Cramer 2015; Kiecolt-Glaser 2014) and two studies did not report time since diagnosis (Banasik 2011; Loudon 2014). None of the studies explicitly included only women who received a diagnosis of breast cancer more than five years before the time of study entry. Women in 11 studies had completed ac-

tive cancer treatment (Banasik 2011; Bernardi 2013; Bower 2012; Carson 2009; Cramer 2015; Danhauer 2009; Kiecolt-Glaser 2014; Littman 2012; Loudon 2014; Mustian 2013; Vardar Yağlı 2015), women in three studies were undergoing chemotherapy at the start of the study (Raghavendra 2007; Siedentopf 2013; Wang 2014), women in five studies were undergoing radiotherapy at the start of the study (Banerjee 2007; Chakrabarty 2015; Chandwani 2010; Chandwani 2014; Vadiraja 2009) and women in five studies were at various stages of cancer treatment (Kovacic 2013; Lötze 2016; Moadel 2007; Pruthi 2012; Taso 2014).

Intervention characteristics

Two of the included studies used hatha yoga (an umbrella term for physically oriented yoga styles) without classifying the specific style (Kiecolt-Glaser 2014; Moadel 2007), and five studies did not report the specific yoga style used (Bernardi 2013; Chakrabarty 2015; Pruthi 2012; Vardar Yağlı 2015; Wang 2014). Remaining studies used a variety of yoga styles: Anusara yoga (Taso 2014), Gitananda yoga (Siedentopf 2013), integrated yoga (Banerjee 2007; Chandwani 2014; Raghavendra 2007; Vadiraja 2009), Iyengar yoga (Banasik 2011; Bower 2012; Lötze 2016), restorative yoga (Danhauer 2009), Satyananda yoga (Loudon 2014), Sivananda yoga (Cramer 2015), Viniyoga (Littman 2012; Siedentopf 2013), yoga based on Patanjali's yoga sutra (Chandwani 2010), the Yoga in Daily Life[®] system (Kovacic 2013), the Yoga for Cancer Survivors (YOCAS[®]) programme (Mustian 2013) and yoga of awareness (Carson 2009).

Of these, investigators classified 21 studies as using complex yoga interventions (Banerjee 2007; Bernardi 2013; Bower 2012; Carson 2009; Chandwani 2010; Chandwani 2014; Cramer 2015; Danhauer 2009; Kiecolt-Glaser 2014; Kovacic 2013; Littman 2012; Lötze 2016; Loudon 2014; Moadel 2007; Mustian 2013; Pruthi 2012; Raghavendra 2007; Siedentopf 2013; Taso 2014; Vadiraja 2009; Vardar Yağlı 2015), two as using exercise-based yoga interventions (Banasik 2011; Wang 2014) and one as using a meditation-based yoga intervention (Chakrabarty 2015).

The duration of yoga programmes ranged from two weeks to six months, with a median duration of eight weeks; the frequency of yoga interventions ranged from one to 10 (median: two) weekly yoga sessions of 20 to 120 (median: 67.5) minutes in length.

All but one study included one control group; Chandwani 2014 used two control groups (as defined in the protocol, the two groups were not combined in a single meta-analysis but were analysed separately). Seventeen studies compared yoga versus no specific therapy (Banasik 2011; Bernardi 2013; Carson 2009; Chakrabarty 2015; Chandwani 2010; Chandwani 2014; Cramer 2015; Danhauer 2009; Kiecolt-Glaser 2014; Littman 2012; Loudon 2014; Moadel 2007; Mustian 2013; Pruthi 2012;

Siedentopf 2013; Taso 2014; Wang 2014); one study compared a combination of yoga and physiotherapy versus physiotherapy alone (Kovacic 2013); four studies compared yoga versus psychosocial or educational interventions, that is, active interventions not focussed on physical exercise, including supportive counselling or psychotherapy (Banerjee 2007; Raghavendra 2007; Vadiraja 2009) and health education (Bower 2012); and three studies compared yoga versus exercise, including stretching (Chandwani 2014), aerobic exercise (Vardar Yaglı 2015) and other not further defined physical exercise (Lötzke 2016).

Outcome measures

Fifteen studies assessed health-related quality of life using the Medical Outcomes Study 36-item short-form health survey (Bower 2012; Chandwani 2010; Chandwani 2014; Kiecolt-Glaser 2014), the Medical Outcomes Study 12-item short-form health survey (Danhauer 2009), the Functional Assessment of Cancer Therapy - Breast (Cramer 2015; Danhauer 2009; Moadel 2007; Pruthi 2012), the Functional Assessment of Cancer Therapy - General (Littman 2012), the Functional Assessment of Chronic Illness Therapy - Spiritual Well-Being (Danhauer 2009; Moadel 2007), the Lymphoedema Quality of Life Tool (Loudon 2014), the European Organisation of Research and Treatment of Cancer QLQ-30 (Lötzke 2016; Siedentopf 2013; Vadiraja 2009; Vardar Yaglı 2015) or the Functional Living Index - Cancer (Raghavendra 2007).

Eleven studies assessed depression using the Hospital Anxiety and Depression Scale (Banerjee 2007; Cramer 2015; Vadiraja 2009), the Beck Depression Inventory (Bower 2012; Raghavendra 2007), the Center for Epidemiologic Studies Depression Scale (Chandwani 2010; Chandwani 2014; Danhauer 2009; Kiecolt-Glaser 2014) or the Profile of Mood States (Pruthi 2012; Taso 2014).

Ten studies measured anxiety using the Hospital Anxiety and Depression Scale (Banerjee 2007; Cramer 2015; Vadiraja 2009), the State-Trait Anxiety Inventory (Bernardi 2013; Chandwani 2010; Kovacic 2013; Raghavendra 2007), the Distressed Mood Index (Moadel 2007) or the Profile of Mood States (Pruthi 2012; Taso 2014).

Seventeen studies assessed fatigue using the Fatigue Symptom Inventory (Bower 2012), the Multidimensional Fatigue Symptom Inventory (Bower 2012; Kiecolt-Glaser 2014), the Brief Fatigue Inventory (Chandwani 2010; Chandwani 2014; Pruthi 2012; Taso 2014), the Functional Assessment of Chronic Illness Therapy - Fatigue (Cramer 2015; Danhauer 2009; Littman 2012; Moadel

2007), the Cancer Fatigue Scale (Lötzke 2016; Wang 2014), the European Organisation of Research and Treatment of Cancer QLQ-30 (Lötzke 2016; Vadiraja 2009), the Profile of Mood States - Short Form (Pruthi 2012), the Fatigue Severity Scale (Vardar Yaglı 2015), a daily diary (Carson 2009), a visual analogue scale (Loudon 2014) or a self-designed instrument (Chakrabarty 2015). Eight studies measured sleep quality using the Pittsburgh Sleep Quality Index (Bower 2012; Chandwani 2010; Chandwani 2014; Danhauer 2009; Kiecolt-Glaser 2014; Mustian 2013) or the European Organisation of Research and Treatment of Cancer QLQ-30 (Vadiraja 2009; Vardar Yaglı 2015).

Five studies reported safety assessed as numbers of adverse events (Cramer 2015; Danhauer 2009; Kiecolt-Glaser 2014; Mustian 2013) or intervention-related adverse events (Bower 2012).

The time point of longest follow-up ranged from four to 48 weeks, with a median of 12 weeks. We classified all but two studies as assessing short-term effects; one study as assessing short-term and medium-term effects (Chandwani 2014); and one study as assessing only medium-term effects (Littman 2012).

Excluded studies

We excluded three studies after full-text review. Two studies assessed no outcomes relevant to this review (Blank 2005; Kumar 2013). A third study used a modified version of a standard outcome measure and provided an inconsistent description of what this instrument was intended to measure; thus, it remained unclear whether investigators assessed any relevant outcomes (Ojha 2012).

Studies awaiting classification

Five studies with a total of 565 participants are awaiting classification; these studies, which were published as conference abstracts only, provided insufficient information to be included in the review (Cohen 2015; Dominique 2010; Kumari 2015; Luu 2014; Stan 2013). We contacted the authors of the respective abstracts regarding publication status; two replied that the publishing process was ongoing (Cohen 2015; Dominique 2010), but three did not reply (Kumari 2015; Luu 2014; Stan 2013).

Risk of bias in included studies

We have provided a graphical representation of the risk of bias assessment in Figure 2. Refer to the Characteristics of included studies table for the full risk of bias assessment for each study.

Figure 2. Risk of bias summary: review authors' judgements about each risk of bias item for each included study.

	Random sequence generation (selection bias)	Allocation concealment (selection bias)	Blinding of participants and personnel (performance bias)	Blinding of outcome assessment (detection bias)	Incomplete outcome data (attrition bias)	Selective reporting (reporting bias)	Other bias
Banasik 2011	?	?	?	?	+	+	+
Banerjee 2007	+	+	?	?	+	+	+
Bernardi 2013	+	?	?	?	?	+	+
Bower 2012	+	+	+	?	+	+	+
Carson 2009	+	+	?	+	+	+	+
Chakrabarty 2015	+	+	?	?	+	?	?
Chandwani 2010	+	?	?	?	?	+	+
Chandwani 2014	+	?	?	?	+	+	+
Cramer 2015	+	+	+	?	+	+	+
Danhauer 2009	?	?	?	?	+	+	+
Kiecolt-Glaser 2014	+	+	+	+	+	?	+
Kovacic 2013	+	+	+	?	?	+	+
Littman 2012	+	?	?	+	+	+	+
Lötzke 2016	?	?	?	?	?	+	?
Loudon 2014	+	+	?	+	+	+	+
Moadel 2007	?	?	?	?	+	+	+
Mustian 2013	+	+	+	+	+	+	+
Pruthi 2012	?	?	?	?	+	+	+
Raghavendra 2007	+	+	?	?	+	+	+
Siedentopf 2013	+	+	?	?	+	+	+
Taso 2014	+	+	?	?	+	+	+
Vadiraja 2009	+	+	?	?	+	+	+
Vardar Yağlı 2015	?	+	?	?	+	+	+
Wang 2014	?	+	?	?	+	+	+

Allocation

All included studies were described as randomised; however, seven studies did not report the method of random sequence generation (Banasik 2011; Danhauer 2009; Lötzke 2016; Moadel 2007; Pruthi 2012; Vardar Yağlı 2015; Wang 2014). Remaining studies used adequate methods for generating the random sequence. All studies adequately concealed allocation, except for nine studies that did not report methods used to do so (Banasik 2011; Bernardi 2013; Chandwani 2010; Chandwani 2014; Danhauer 2009; Littman 2012; Lötzke 2016; Moadel 2007; Pruthi 2012) and one study that did not conceal allocation (Wang 2014).

Blinding

Most studies provided no information on blinding. Five studies explicitly stated that participants and personnel were not blinded to group allocation (Cramer 2015; Kiecolt-Glaser 2014; Kovacic 2013; Mustian 2013; Vadiraja 2009). One further study reported that participants and personnel were not blinded, although investigators presented both active interventions as effective at the start of the study and noted no group differences in perceived effectiveness; thus lack of blinding is not likely to introduce bias (Bower 2012). Only six studies provided information on blinding of outcome assessors; five studies reported adequate methods of blinding (Carson 2009; Kiecolt-Glaser 2014; Kovacic 2013; Loudon 2014; Mustian 2013); and one study explicitly reported that researchers did not blind outcome assessors (Littman 2012).

Incomplete outcome data

Although 15 studies had low attrition rates and/or used an intention-to-treat analysis, four studies provided no or insufficient information on attrition (Bernardi 2013; Chandwani 2010; Kovacic 2013; Lötzke 2016); and five studies had inadequately high attrition rates (Raghavendra 2007; Siedentopf 2013; Vardar Yağlı 2015) and/or unbalanced attrition rates between groups (Banerjee 2007; Raghavendra 2007; Vadiraja 2009) without performing an adequate intention-to-treat analysis.

Selective reporting

Eighteen studies had low risk of selective reporting. For two studies, we judged the risk of reporting bias as unclear because the scale used in assessing outcomes was not validated, and its content and factor structure remained unclear (Chakrabarty 2015); or it was not clear from the study protocol which outcomes were to be assessed (Kiecolt-Glaser 2014). For one study each, outcome measures clearly differed from those reported in the study protocol (Loudon 2014); or published subgroup analyses used outcomes

that were not reported in the study protocol (Mustian 2013). Two additional studies produced duplicate publications that separately reported different outcomes of the same study without denoting assessment of those outcomes or the existence of other publications (Kovacic 2013; Vadiraja 2009). We judged the latter four studies as having high risk of reporting bias.

Other potential sources of bias

Although most studies were free of other suggested bias, risk of other bias was unclear in one study, for which the outcome measure was developed by study authors and validation data were not available (Chakrabarty 2015), and in another study, for which intervention length, period and compliance were unclear (Lötzke 2016). We judged four studies as having high risk of other bias because large baseline differences between groups were evident (Banasik 2011); the a priori calculated sample size was not reached (Loudon 2014); the number of participants randomised and the time frame of outcome assessment were not reported (Raghavendra 2007); or researchers used non-validated outcome measures (Wang 2014).

Effects of interventions

See: **Summary of findings for the main comparison** Yoga versus no therapy for women with diagnosed breast cancer; **Summary of findings 2** Yoga versus psychosocial/educational interventions for women with diagnosed breast cancer; **Summary of findings 3** Yoga versus exercise for women with diagnosed breast cancer

Comparison 1. Yoga versus no therapy

Health-related quality of life

A total of 10 studies, involving 675 women, compared short-term effects of yoga versus no therapy on health-related quality of life. The pooled SMD was 0.22 (95% CI 0.04 to 0.40; **Analysis 1.1**; **Figure 3**), indicating statistically significant benefit from yoga with low heterogeneity ($I^2 = 19\%$). We downgraded the quality of evidence from high to moderate quality owing to serious imprecision (95% CI included negligible effects). Although the funnel plot was asymmetrical, hinting at potential risk of publication bias, this bias would have favoured no therapy rather than yoga (**Figure 4**). Two studies assessed medium-term effects in 146 participants and found no overall effect from yoga (SMD 0.10, 95% CI -0.23 to 0.42; **Analysis 1.2**). Study results were homogeneous ($I^2 = 0\%$); we downgraded the quality of evidence from high to low quality because of very serious imprecision (95% CI included positive and negative effects, and sample size was very small).

Figure 3. Forest plot of comparison: I Yoga versus no therapy, outcome: I.I Health-related quality of life short-term.

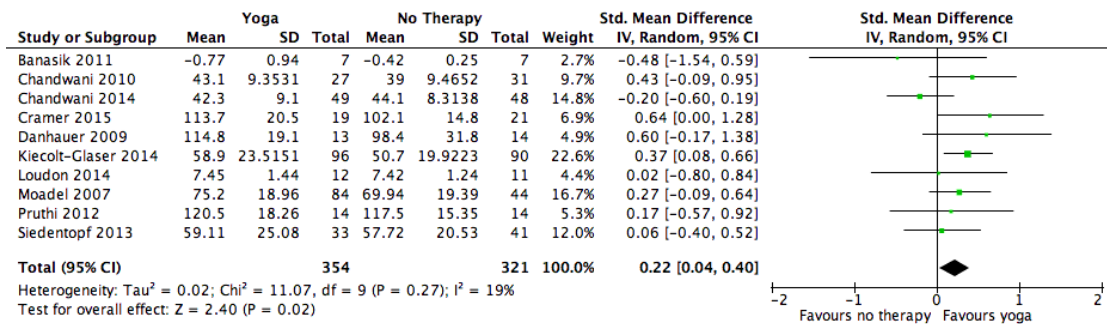
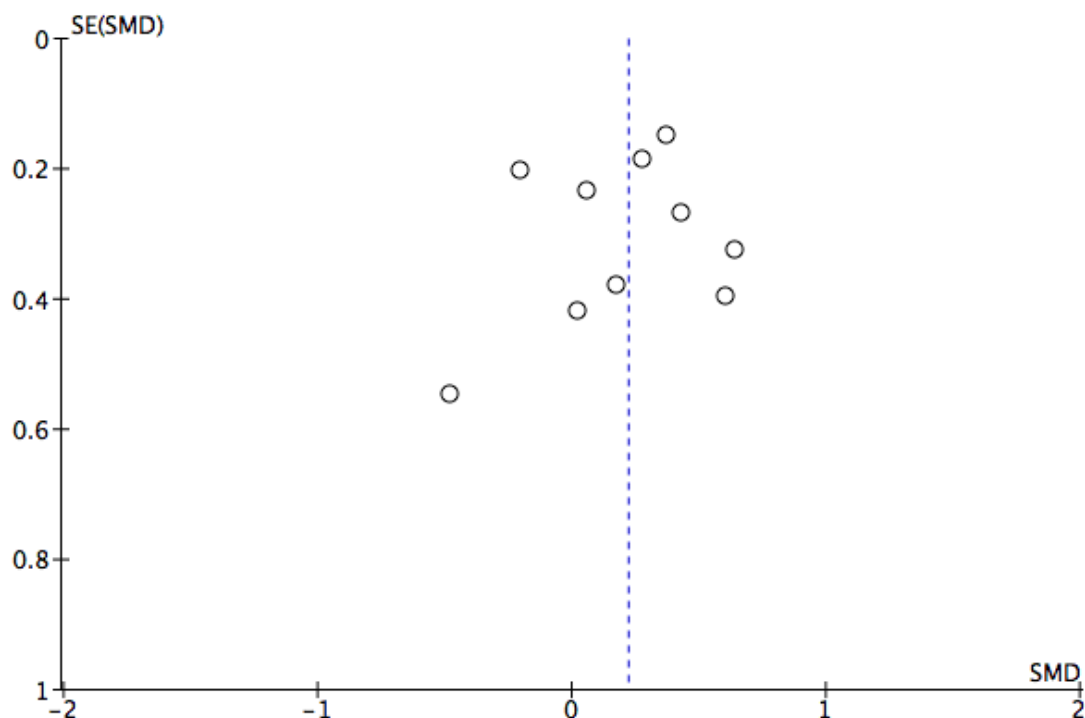


Figure 4. Funnel plot of comparison: I Yoga versus no therapy, outcome: I.I Health-related quality of life short-term.



Depression

Seven studies including 496 women assessed short-term effects of yoga versus no therapy on depression. The pooled SMD was -

0.13 (95% CI -0.31 to 0.05), indicating no statistically significant group differences (Analysis 1.3). Heterogeneity was low ($I^2 = 0\%$). We judged the quality of evidence to be low as the result of very serious imprecision (95% CI included positive and negative

effects).

Anxiety

Regarding anxiety, six studies involving 346 women assessed short-term effects of yoga versus no therapy. The pooled SMD was -0.53 (95% CI -1.10 to 0.04), indicating no statistically significant group differences (Analysis 1.4) with considerable heterogeneity ($I^2 = 83\%$), which was driven mainly by Kovacic 2013, which had by far the largest treatment effect. We downgraded the quality of evidence from high to very low owing to serious inconsistency (widely differing estimates of treatment effects) and very serious imprecision (95% CI included positive and negative effects).

Fatigue

Eleven studies that enrolled 883 women assessed short-term effects of yoga versus no therapy on fatigue. The pooled SMD was -0.48 (95% CI -0.75 to -0.20), indicating a statistically significant beneficial effect from yoga (Analysis 1.5; Figure 5) with substantial heterogeneity ($I^2 = 72\%$). We downgraded the quality of evidence from high to moderate owing to serious inconsistency (widely differing estimates of treatment effects). The funnel plot was roughly symmetrical, hinting at low risk of publication bias (Figure 6). Two studies with 146 participants assessed medium-term effects and found no overall effect derived from yoga (SMD -0.04, 95% CI -0.36 to 0.29; Analysis 1.6). Study results were homogeneous ($I^2 = 0\%$). We downgraded the quality of evidence from high to low because of very serious imprecision (95% CI included positive and negative effects, and sample size was very small).

Figure 5. Forest plot of comparison: I Yoga versus no therapy, outcome: I.5 Fatigue short-term.

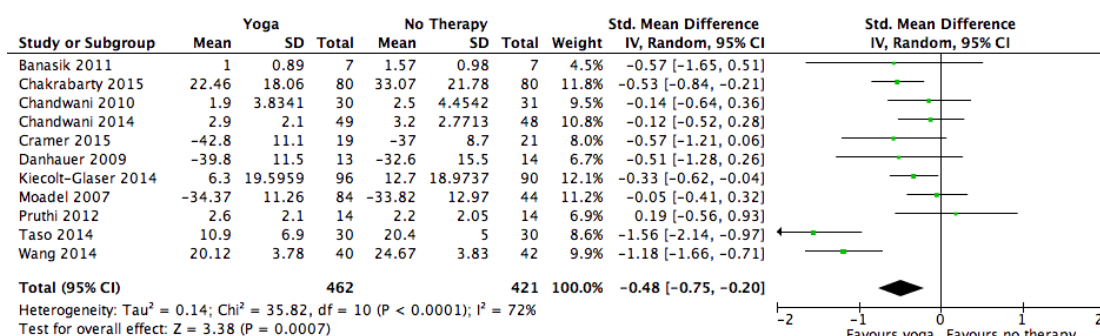
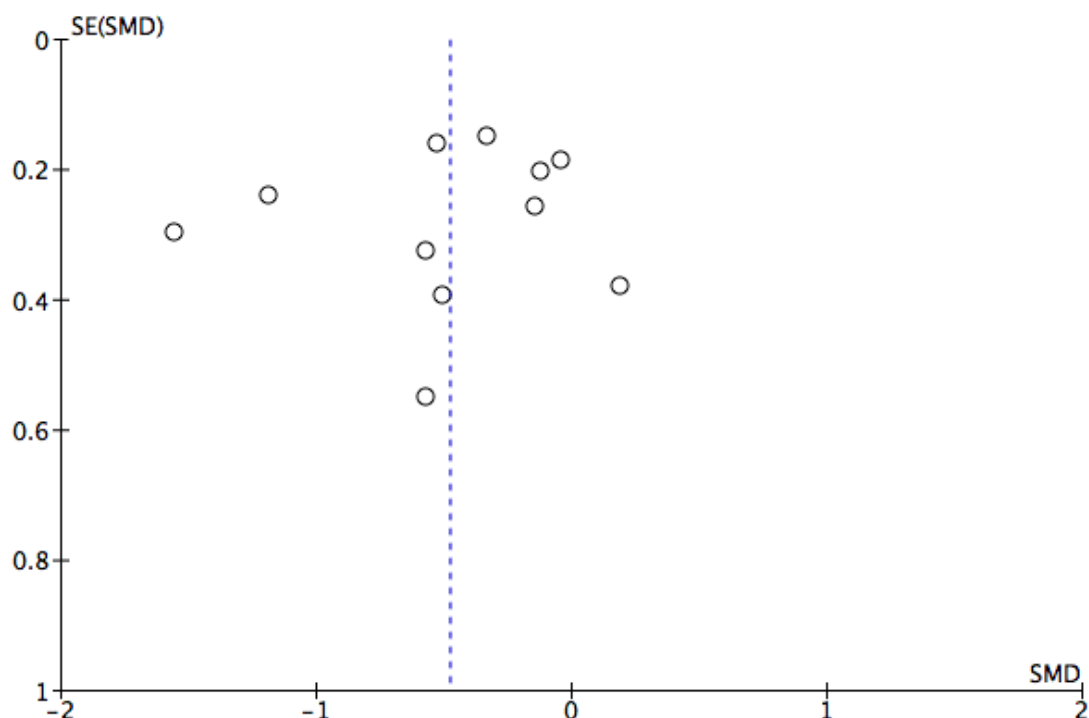


Figure 6. Funnel plot of comparison: I Yoga versus no therapy, outcome: I.5 Fatigue short-term.



Sleep disturbances

A total of six studies (657 women) compared short-term effects of yoga versus no therapy on sleep disturbances. The pooled SMD was -0.25 (95% CI -0.40 to -0.09), indicating a statistically significant effect ([Analysis 1.7](#)) with low heterogeneity ($I^2 = 0\%$). We downgraded the quality of evidence from high to moderate owing to serious imprecision (95% CI included negligible effects).

Safety

Although four studies provided safety-related data ([Cramer 2015](#); [Danhauer 2009](#); [Kiecolt-Glaser 2014](#); [Mustian 2013](#)), only two studies reported the numbers of women with adverse events and with severe adverse events ([Cramer 2015](#); [Danhauer 2009](#)). The first study reported that no serious adverse events occurred in the short term; six of 19 women randomised to yoga and six of 21 randomised to no treatment experienced minor adverse events ([Cramer 2015](#)). The second study reported that no serious or minor adverse events occurred in either group ([Danhauer 2009](#)).

Comparison 2. Yoga versus psychosocial/educational interventions

Health-related quality of life

A total of two studies (153 women) compared short-term effects of yoga versus psychosocial/educational interventions on health-related quality of life. The pooled SMD was 0.81 (95% CI -0.50 to 2.12), indicating no statistically significant group differences ([Analysis 2.1](#)) with considerable heterogeneity ($I^2 = 93\%$). We downgraded the quality of evidence from high to very low because of serious inconsistency (widely differing estimates of treatment effects) and very serious imprecision (95% CI included positive and negative effects, and sample size was very small).

Depression

Four studies (226 women) assessed short-term effects of yoga versus psychosocial/educational interventions on depression. The pooled SMD was -2.29 (95% CI -3.97 to -0.61), indicating a statistically significant effect ([Analysis 2.2](#)), and heterogeneity was considerably high ($I^2 = 96\%$). We judged the quality of evidence as moderate owing to the small sample size, indicating serious imprecision.

Anxiety

Regarding anxiety, three studies (195 women) assessed short-term effects of yoga versus psychosocial/educational interventions. The pooled SMD was -2.21 (95% CI -3.90 to -0.52), indicating a favourable effect among women practising yoga ([Analysis 2.3](#)) with considerable heterogeneity ($I^2 = 95\%$). We downgraded the quality of evidence from high to moderate owing to serious imprecision (small sample size).

Fatigue

Two studies (106 women) compared short-term effects of yoga versus psychosocial/educational interventions on fatigue. The pooled SMD was -0.90 (95% CI -1.31 to -0.50), indicating a statistically significant effect favouring yoga practice ([Analysis 2.4](#)) without heterogeneity ($I^2 = 0\%$). We downgraded the quality of evidence from high to moderate owing to serious imprecision associated with the small sample size.

Sleep disturbances

Two studies (119 women) compared short-term effects of yoga versus psychosocial/educational interventions on sleep disturbances. The pooled SMD was -0.21 (95% CI -0.76 to 0.34), indicating no statistically significant group differences ([Analysis 2.5](#)) with moderate heterogeneity ($I^2 = 48\%$). We downgraded the quality of evidence from high to very low owing to serious inconsistency (widely differing estimates of treatment effects) and very serious imprecision (95% CI included positive and negative effects, and sample size was very small).

Safety

One study provided safety-related data but did not report the number of women with adverse events or severe adverse events ([Bower 2012](#)).

Comparison 3. Yoga versus exercise

Health-related quality of life

Three studies (233 women) compared short-term effects of yoga versus exercise on health-related quality of life. The pooled SMD was -0.04 (95% CI -0.30 to 0.23), indicating no statistically significant group differences ([Analysis 3.1](#)) and low heterogeneity ($I^2 = 6\%$). We downgraded the quality of evidence from high to very low owing to serious risk of bias, serious inconsistency (widely differing estimates of treatment effects) and very serious imprecision (95% CI included positive and negative effects, and sample size was very small).

Depression

None of the studies collected data related to depression.

Anxiety

None of the studies collected data related to anxiety.

Fatigue

Three studies (233 women) assessed short-term effects of yoga versus exercise on fatigue. The pooled SMD was -0.21 (95% CI -0.66 to 0.25), indicating no statistically significant group differences ([Analysis 3.2](#)) with substantial heterogeneity ($I^2 = 64\%$). We downgraded the quality of evidence from high to very low owing to serious risk of bias, serious inconsistency (widely differing estimates of treatment effects) and very serious imprecision (95% CI included positive and negative effects, and sample size was very small).

Sleep disturbances

None of the studies collected data related to sleep disturbances.

Safety

The two studies comparing yoga versus exercise provided no safety-related data.

Subgroup analyses

Current treatment status

Comparison 1. Yoga versus no therapy

For women undergoing active cancer treatment, we found statistically significant short-term effects favouring yoga over no therapy for fatigue only (SMD -0.68, 95% CI -1.18 to -0.19; [Analysis 4.5](#)) with considerably high heterogeneity ($I^2 = 84\%$). We observed no differences between groups in health-related quality of life (short-term: [Analysis 4.1](#); medium-term: [Analysis 4.2](#)), depression ([Analysis 4.3](#)) or anxiety ([Analysis 4.4](#)); or in the medium term in fatigue ([Analysis 4.6](#)) or sleep patterns ([Analysis 4.7](#)).

For women who had completed active cancer treatment, we found statistically significant short-term effects favouring yoga over no therapy for health-related quality of life (SMD 0.36; 95% CI 0.11 to 0.60; [Analysis 4.1](#)), fatigue (SMD -0.40; 95% CI -0.64 to -0.15; [Analysis 4.5](#)) and sleep disturbances (SMD -0.29; 95% CI -0.46 to -0.11; [Analysis 4.6](#)). Heterogeneity was low for all three outcomes ($I^2 = 3\%$, 0% , and 0% , respectively).

Comparison 2. Yoga versus psychosocial/educational interventions

For women undergoing active cancer treatment, we found statistically significant short-term effects favouring yoga over psychosocial/educational interventions for depression (SMD -2.94, 95% CI -5.27 to -0.60; [Analysis 5.2](#)) and for anxiety (SMD -2.21, 95% CI -3.90 to -0.52; [Analysis 5.3](#)) with considerably high heterogeneity for both outcomes ($I^2 = 97\%$ and 95%). Although we found additional statistically significant group differences for fatigue and sleep disturbances, these effects were based on single studies only. For women who had completed active cancer treatment, we found statistically significant short-term effects favouring yoga over psychosocial/educational interventions for fatigue only; this effect was based on a single study.

Comparison 3. Yoga versus exercise

We found no group differences for yoga compared with exercise, regardless of current treatment status.

Time since diagnosis

Comparison 1. Yoga versus no therapy

For women with breast cancer diagnosed within five years before the time of study entry, we found statistically significant short-term effects favouring yoga over no therapy for anxiety (SMD -0.67, 95% CI -1.34 to -0.01; $I^2 = 85\%$; [Analysis 7.4](#)), fatigue (SMD -0.49, 95% CI -0.86 to -0.11; $I^2 = 80\%$; [Analysis 7.5](#)) and sleep disturbances (SMD -0.22, 95% CI -0.40 to -0.03; $I^2 = 0\%$; [Analysis 7.7](#)). No studies included only women with breast cancer diagnosed more than five years before the time of study entry.

Comparison 2. Yoga versus psychosocial/educational interventions

For women with breast cancer diagnosed within five years before the time of study entry, we found statistically significant short-term effects favouring yoga over psychosocial/educational interventions for depression (SMD -2.94, 95% CI -5.27 to -0.60; $I^2 = 97\%$; [Analysis 8.2](#)), anxiety (SMD -2.21, 95% CI -3.90 to -0.52; $I^2 = 95\%$; [Analysis 8.3](#)) and fatigue (SMD -0.90, 95% CI -1.37 to -0.42; [Analysis 8.4](#)). However, the latter findings were based on a single study. No studies included only women with breast cancer diagnosed more than five years before the time of study entry.

Comparison 3. Yoga versus exercise

We found no group differences for yoga compared with exercise in women with breast cancer diagnosed within five years before the time of study entry. No studies included only women with breast

cancer diagnosed more than five years before the time of study entry.

Stage of cancer

Comparison 1. Yoga versus no therapy

When we included only studies with women with a diagnosis of non-metastatic breast cancer, we found statistically significant short-term effects favouring yoga over no therapy for health-related quality of life (SMD 0.24, 95% CI 0.04 to 0.45; $I^2 = 24\%$; [Analysis 10.1](#)), fatigue (SMD -0.38, 95% CI -0.67 to -0.09; $I^2 = 72\%$; [Analysis 10.5](#)) and sleep disturbances (SMD -0.25, 95% CI -0.40 to -0.09; $I^2 = 0\%$; [Analysis 10.7](#)). No studies included only women with a diagnosis of metastatic breast cancer.

Comparison 2. Yoga versus psychosocial/educational interventions

When we included only studies with women with a diagnosis of non-metastatic breast cancer, we found statistically significant short-term effects favouring yoga over psychosocial/educational interventions for depression (SMD -2.29, 95% CI -3.97 to -0.61; $I^2 = 96\%$; [Analysis 11.2](#)), anxiety (SMD -2.21, 95% CI -3.90 to -0.52; $I^2 = 95\%$; [Analysis 11.3](#)) and fatigue (SMD -0.90, 95% CI -1.31 to -0.53; $I^2 = 0\%$; [Analysis 11.4](#)). No studies included only women with a diagnosis of metastatic breast cancer.

Comparison 3. Yoga versus exercise

We found no group differences for studies with women with a diagnosis of non-metastatic breast cancer; no studies included only women with a diagnosis of metastatic breast cancer.

Type of yoga intervention

Comparison 1. Yoga versus no therapy

When we included only studies comparing complex yoga interventions versus no therapy, we found statistically significant short-term effects for health-related quality of life (SMD 0.24, 95% CI 0.06 to 0.41; $I^2 = 15\%$; [Analysis 13.1](#)), fatigue (SMD -0.37, 95% CI -0.69 to -0.05; $I^2 = 70\%$; [Analysis 13.5](#)) and sleep disturbances (SMD -0.25, 95% CI -0.40 to -0.09; $I^2 = 0\%$; [Analysis 13.7](#)). For studies comparing exercise-based yoga interventions versus no therapy, we found statistically significant short-term effects for fatigue (SMD -1.08, 95% CI -1.53 to -0.62; [Analysis 13.5](#)) with low heterogeneity ($I^2 = 5\%$). For studies comparing meditation-based yoga interventions versus no therapy, we found statistically significant group differences for fatigue, but these effects were based on a single study.

Comparison 2. Yoga versus psychosocial/educational interventions

When we considered only studies using complex yoga interventions, we found statistically significant short-term effects favouring yoga over psychosocial/educational interventions for depression (SMD -2.29, 95% CI -3.97 to -0.61; $I^2 = 96\%$; [Analysis 14.2](#)), anxiety (SMD -2.21, 95% CI -3.90 to -0.52; $I^2 = 95\%$; [Analysis 14.3](#)) and fatigue (SMD -0.90, 95% CI -1.31 to -0.50; $I^2 = 0\%$; [Analysis 14.4](#)). No studies compared exercise-based or meditation-based yoga interventions versus psychosocial/educational interventions.

Comparison 3. Yoga versus exercise

We found no group differences for studies comparing complex yoga interventions versus exercise ([Analysis 15.1](#); [Analysis 15.2](#)); no studies compared exercise-based or meditation-based yoga interventions versus exercise.

Sensitivity analyses

Random sequence generation

Comparison 1. Yoga versus no therapy

When we considered only studies with low risk of bias regarding random sequence generation comparing yoga versus no therapy, only short-term effects on fatigue and sleep disturbances remained statistically significant ([Analysis 16.1](#); [Analysis 16.2](#); [Analysis 16.3](#); [Analysis 16.4](#); [Analysis 16.5](#); [Analysis 16.6](#); [Analysis 16.7](#)).

Comparison 2. Yoga versus psychosocial/educational interventions

Results did not change when we considered only studies with low risk of bias regarding random sequence generation when comparing yoga versus psychosocial/educational interventions ([Analysis 17.1](#); [Analysis 17.2](#); [Analysis 17.3](#); [Analysis 17.4](#); [Analysis 17.5](#)).

Comparison 3. Yoga versus exercise

Results did not change substantially when we considered only the single study with low risk of bias regarding random sequence generation when comparing yoga versus exercise ([Analysis 18.1](#); [Analysis 18.2](#)).

Allocation concealment

Comparison 1. Yoga versus no therapy

Results did not change substantially when we considered only studies with low risk of bias regarding allocation concealment when comparing yoga versus no therapy ([Analysis 19.1](#); [Analysis 19.2](#); [Analysis 19.3](#); [Analysis 19.4](#); [Analysis 19.5](#)).

Comparison 2. Yoga versus psychosocial/educational interventions

Results did not change when we considered only studies with low risk of bias regarding allocation concealment when comparing yoga versus psychosocial/educational interventions ([Analysis 20.1](#); [Analysis 20.2](#); [Analysis 20.3](#); [Analysis 20.4](#); [Analysis 20.5](#)).

Comparison 3. Yoga versus exercise

Results did not change substantially when we considered only the single study with low risk of bias regarding allocation concealment when comparing yoga versus exercise ([Analysis 21.1](#); [Analysis 21.2](#)).

Blinding of outcome assessors

Comparison 1. Yoga versus no therapy

Results did not change substantially when we considered only studies with low risk of detection bias when comparing yoga versus no therapy ([Analysis 22.1](#); [Analysis 22.2](#); [Analysis 22.3](#); [Analysis 22.5](#)); however, we could include only one study in the analysis of effects on fatigue ([Analysis 22.4](#)).

Comparison 2. Yoga versus psychosocial/educational interventions

We judged no studies comparing yoga versus psychosocial/educational interventions as having low risk of detection bias.

Comparison 3. Yoga versus exercise

We judged no studies comparing yoga versus exercise as having low risk of detection bias.

Incomplete outcome data

Comparison 1. Yoga versus no therapy

When we considered only studies with low risk of attrition bias when comparing yoga versus no therapy, only short-term effects on

fatigue and sleep remained statistically significant ([Analysis 23.1](#); [Analysis 23.2](#); [Analysis 23.3](#); [Analysis 23.4](#); [Analysis 23.5](#); [Analysis 23.6](#); [Analysis 23.7](#)).

Comparison 2. Yoga versus psychosocial/educational interventions

When we included only studies with low risk of attrition bias when comparing yoga versus psychosocial/educational interventions, only short-term effects on fatigue remained statistically significant, and this comparison was based on a single study ([Analysis 24.1](#); [Analysis 24.2](#); [Analysis 24.3](#)).

Comparison 3. Yoga versus exercise

Results did not change when we considered only the single study with low risk of attrition bias when comparing yoga versus exercise ([Analysis 25.1](#); [Analysis 25.2](#)).

Missing data retrieved from study authors or imputed

For four studies, we retrieved missing data from study authors by email ([Chakrabarty 2015](#); [Mustian 2013](#); [Pruthi 2012](#); [Taso 2014](#)). [Chakrabarty 2015](#) provided missing means and SDs for fatigue; [Mustian 2013](#) provided means and SDs for the subgroup of women with breast cancer that was not reported separately in the original publication; [Pruthi 2012](#) provided missing means and SDs for health-related quality of life, depression, anxiety and fatigue; and [Taso 2014](#) provided missing means and SDs for depression and anxiety. For two other studies, we sought but did not retrieve missing data from study authors ([Bernardi 2013](#); [Siedentopf 2013](#)). We imputed no missing SDs from other studies.

Comparison 1. Yoga versus no therapy

We retrieved missing data from the authors of two studies for the short-term outcomes of depression, anxiety and fatigue, and from the authors of one study for short-term sleep disturbances.

When we included only studies for which we retrieved no missing data from study authors, results of pooled analyses did not change substantially ([Analysis 26.1](#); [Analysis 26.2](#); [Analysis 26.3](#); [Analysis 26.4](#); [Analysis 26.5](#); [Analysis 26.6](#); [Analysis 26.7](#)).

Comparison 2. Yoga versus psychosocial/educational interventions

We did not impute or otherwise replace missing data; therefore, results did not change ([Analysis 27.1](#); [Analysis 27.2](#); [Analysis 27.3](#); [Analysis 27.4](#); [Analysis 27.5](#)).

Comparison 3. Yoga versus exercise

We retrieved missing data from the authors of one study for the short-term outcomes of health-related quality of life and fatigue. When we included only studies for which we retrieved no missing data from study authors, results of pooled analyses did not change substantially ([Analysis 28.1](#); [Analysis 28.2](#)).

Unpublished or published only in abstract format

Comparison 1. Yoga versus no therapy

All studies were published as full-text articles; therefore, results did not change.

Comparison 2. Yoga versus psychosocial/educational interventions

All studies were published as full-text articles; therefore, results did not change.

Comparison 3. Yoga versus exercise

All studies were published as full-text articles; therefore, results did not change.

ADDITIONAL SUMMARY OF FINDINGS *[Explanation]*

Yoga versus psychosocial/educational interventions for women with diagnosed breast cancer				
Patient or population: women with diagnosed breast cancer Settings: inpatient and outpatient facilities Intervention: yoga Comparison: psychosocial/educational interventions				
Outcomes	Illustrative comparative risks* (95% CI)	Number of participants (studies)	Quality of the evidence (GRADE)	Comments
	Corresponding risk			
	Yoga vs psychosocial/educational interventions			
Health-related quality of life (short-term) Self-assessed questionnaires Follow-up: 6 weeks	Mean health-related quality of life in intervention groups was 0.81 standard deviations higher (0.5 lower to 2.12 higher)	153 (2 studies)	⊕○○○ Very low ^{a,b,c,d}	SMD 0.81 (95% CI -0.50 to 2.12)
Depression (short-term) Self-assessed questionnaires Follow-up: 6-12 weeks	Mean depression in intervention groups was 2.29 standard deviations lower (3.97 to 0.61 lower)	226 (4 studies)	⊕⊕⊕○ Moderate ^c	SMD -2.29 (95% CI -3.97 to -0.61)
Anxiety (short-term) Self-assessed questionnaires Follow-up: 6 weeks	Mean anxiety in intervention groups was 2.21 standard deviations lower (3.9 to 0.52 lower)	195 (3 studies)	⊕⊕○○ Low ^{a,c}	SMD -2.21 (95% CI -3.90 to -0.52)
Fatigue (short-term) Self-assessed questionnaires Follow-up: 6-12 weeks	Mean fatigue in intervention groups was 0.90 standard deviations lower (1.31 to 0.5 lower)	106 (2 studies)	⊕⊕⊕○ Moderate ^c	SMD -0.90 (95% CI -1.31 to -0.50)
Sleep disturbances (short-term) Self-assessed questionnaires Follow-up: 6-12 weeks	Mean sleep disturbances in intervention groups were 0.21 standard deviations lower (0.76 lower to 0.34 higher)	119 (2 studies)	⊕○○○ Very low ^{b,c,d}	SMD -0.21 (95% CI -0.76 to 0.34)

	higher)	
--	---------	--

*The basis for the **assumed risk** (e.g. median control group risk across studies) is provided in footnotes. The **corresponding risk** (and its 95% confidence interval) is based on assumed risk in the comparison group and the **relative effect** of the intervention (and its 95% CI).

CI: confidence interval; SMD: standardised mean difference.

GRADE Working Group grades of evidence.

High quality: Further research is very unlikely to change our confidence in the estimate of effect.

Moderate quality: Further research is likely to have an important impact on our confidence in the estimate of effect and may change the estimate.

Low quality: Further research is very likely to have an important impact on our confidence in the estimate of effect and is likely to change the estimate.

Very low quality: We are very uncertain about the estimate.

^aDowngraded one level because of overall unclear risk of bias.

^bDowngraded one level because of widely differing estimates of the treatment effect.

^cDowngraded one level because fewer than 400 participants were included in the total.

^dDowngraded two levels because the 95% confidence interval includes no effect.

Yoga versus exercise for women with diagnosed breast cancer				
Patient or population: women with diagnosed breast cancer Settings: inpatient and outpatient facilities Intervention: yoga Comparison: exercise				
Outcomes	Illustrative comparative risks* (95% CI)	Number of participants (studies)	Quality of the evidence (GRADE)	Comments
	Corresponding risk			
	Yoga vs exercise			
Health-related quality of life Self-assessed questionnaires Follow-up: 6-12 weeks	Mean health-related quality of life in intervention groups was 0.04 standard deviations lower (0.30 lower to 0.23 higher)	233 (3 studies)	⊕○○○ Very low ^{a,b,c,d}	SMD -0.04 (95% CI -0.30 to 0.23)
Fatigue Self-assessed questionnaires Follow-up: 6-12 weeks	Mean fatigue in intervention groups was 0.21 standard deviations lower (0.66 lower to 0.25 higher)	233 (3 studies)	⊕○○○ Very low ^{a,b,c,d}	SMD -0.21 (95% CI -0.66 to 0.25)

higher)

*The basis for the **assumed risk** (e.g. median control group risk across studies) is provided in footnotes. The **corresponding risk** (and its 95% confidence interval) is based on assumed risk in the comparison group and the **relative effect** of the intervention (and its 95% CI).

CI: confidence interval; SMD: standardised mean difference.

GRADE Working Group grades of evidence.

High quality: Further research is very unlikely to change our confidence in the estimate of effect.

Moderate quality: Further research is likely to have an important impact on our confidence in the estimate of effect and may change the estimate.

Low quality: Further research is very likely to have an important impact on our confidence in the estimate of effect and is likely to change the estimate.

Very low quality: We are very uncertain about the estimate.

^aDowngraded one level because of overall unclear risk of bias.

^bDowngraded two levels because the 95% confidence interval includes no effect.

^cDowngraded one level because fewer than 400 participants were included in the total.

^dDowngraded two levels because the 95% confidence interval includes no effect.

DISCUSSION

Summary of main results

This review of 24 randomised controlled trials with a total of 2166 women with a diagnosis of breast cancer evaluated effects of yoga on patient-reported outcomes. We found evidence of effects favouring yoga over no therapy for improving health-related quality of life, fatigue and sleep disturbances. However, according to Cohen's categories (Cohen 1998), group differences were small or moderate in size. Thus, although statistically significant, these group differences might not be clinically relevant. Moreover, almost all studies assessed only short-term effects; only two studies assessed medium-term effects of yoga on health-related quality of life and fatigue (Chandwani 2014; Littman 2012), which have not been sustained; and no study investigated long-term effects. Evidence suggests short-term effects of yoga compared with psychosocial/educational interventions on depression, anxiety and fatigue. Although effect sizes were large, all analyses had considerable heterogeneity that for the most part could not be reduced by subsequent subgroup analyses. Investigators have not assessed medium-term and long-term effects. Two studies compared yoga versus exercise interventions (Chandwani 2014; Lötze 2016) and found comparable effects for the two interventions.

We found no evidence of publication bias favouring yoga and no evidence of serious adverse events. However, we did not formally

test for publication bias, and only two studies adequately assessed and reported on serious adverse events (Cramer 2015; Danhauer 2009). Thus, conclusions regarding non-publication of insignificant study results and judgements of safety remain preliminary.

Subgroup analyses revealed evidence of differential effects of yoga in relation to several factors. During active cancer treatment, yoga improved depression, anxiety and fatigue compared with no therapy or psychosocial/educational interventions; after completion of active cancer treatment, results showed effects on health-related quality of life, fatigue and sleep disturbances. Regarding time since diagnosis, yoga improved depression, anxiety, fatigue and sleep disturbances during the first five years after diagnosis, and we could not evaluate effects of yoga after this time frame. Likewise, although yoga improved health-related quality of life, depression, anxiety, fatigue and sleep disturbances in non-metastatic breast cancer, we could not evaluate these effects in metastatic breast cancer. Most studies used complex yoga interventions incorporating physical exercise, breath control and/or meditation; these multimodal interventions improved women's health-related quality of life, depression, anxiety, fatigue and sleep disturbances, but exercise-based interventions influenced only fatigue, and we found no reliable evidence for meditation-based interventions.

Overall completeness and applicability of

evidence

A large number of studies assessed all predefined primary outcome measures. Most of the included studies (17 and 15 studies, respectively) assessed fatigue and health-related quality of life while using a variety of outcome measures. On the other hand, although only eight studies assessed sleep disturbances, most of these studies used the Pittsburgh Sleep Quality Index. The main drawback regarding completeness of evidence was related to safety: Only five studies reported any safety-related data, and only two reported adverse events consistent with our predefined criteria (Cramer 2015; Danhauer 2009). Thus, although meta-analyses were possible for all efficacy outcomes, we could calculate no meta-analysis for safety.

Very few studies have investigated medium-term effects, and no studies have assessed long-term effects; therefore, the evidence can be applied only to short-term effects.

Most studies compared yoga versus no therapy; only five studies assessed the comparative efficacy of yoga and psychosocial/educational interventions, and meta-analyses were adequately powered to detect group differences. Given that exercise is an effective intervention for improving health-related quality of life and fatigue in women with a diagnosis of breast cancer (Mishra 2012a; Mishra 2012b), one can expect to see smaller group differences when yoga is compared with exercise. Thus, the three studies with a total of 233 participants (Chandwani 2014; Lötze 2016; Vardar Yaglı 2015) might be underpowered to detect evidence of small effects favouring yoga over exercise, or vice versa.

Subgroup analyses suggest that findings are applicable to both women undergoing active cancer treatment and women who have completed active cancer treatment but pertain only to women whose non-metastatic breast cancer had been diagnosed within the previous five years. Whether yoga can also benefit women with metastatic breast cancer or those whose breast cancer had been diagnosed longer ago cannot be concluded on the basis of available evidence. Moreover, the evidence is applicable only to complex yoga interventions; we found evidence for effects of exercise-based interventions only for fatigue, and no reliable evidence shows effects of meditation-based yoga in women with a diagnosis of breast cancer.

Quality of the evidence

Overall risk of bias in studies on yoga in patients with a diagnosis of breast cancer was unclear to low, presenting a somewhat better picture than other fields of yoga therapy research (Cramer 2015). However, seven and 10 of 24 included studies did not use and did not report adequate methods of random sequence generation and allocation concealment, respectively. We judged risk of detection bias as low in five studies (Carson 2009; Kiecolt-Glaser 2014; Kovacic 2013; Loudon 2014; Mustian 2013) and risk of performance bias as low in only a single study (Bower 2012). In sensi-

tivity analyses, all effects were robust against one or more domains of risk of bias; however, only effects on fatigue were consistently robust against all domains of risk of bias in almost all sensitivity analyses.

Although heterogeneity was low for most comparisons of yoga versus no therapy, we found moderately to considerably high heterogeneity in most meta-analyses comparing yoga versus psychosocial/educational interventions, and subgroup analyses generally did not reduce detected heterogeneity.

Overall, we judged statistically significant group differences between yoga and no therapy or psychosocial/educational interventions as having moderate quality; thus the true effect is likely to be close to the estimate of effect but may be substantially different, and further research may change the estimate (Balsheem 2011; Guyatt 2008). Other comparisons, especially comparisons of yoga versus exercise, were of low to very low quality; therefore, any estimate of effect is very uncertain, and the true effect is likely to be substantially different from the estimate of effect (Balsheem 2011; Guyatt 2008).

Potential biases in the review process

Given that we searched the most important medical databases, trial registries and conference proceedings with no language restrictions, it is unlikely that we introduced important bias during the literature search. We might have introduced potential bias by not including one study for which the outcome measure was unclear (Ojha 2012) and three conference abstracts that provided insufficient data (Cohen 2015; Dominique 2010; Stan 2013). In this way, we might have lost additional evidence. Further, upon request, study authors provided data that were missing from four studies (Chakrabarty 2015; Mustian 2013; Pruthi 2012; Taso 2014). Although exclusion of studies for which missing data were replaced in sensitivity analyses did not substantially change review findings, this inclusion of non-peer-reviewed data might have introduced bias. It is generally regarded as impossible to blind participants and especially personnel in yoga studies. This is why we performed no sensitivity analysis, but lack of blinding of participants and personnel might have introduced bias. As no adequate sham or placebo procedure for yoga interventions has yet been developed, specific and non-specific effects of yoga interventions cannot be differentiated to date.

Agreements and disagreements with other studies or reviews

Although so far five systematic reviews have focussed explicitly on women with a diagnosis of breast cancer (Cramer 2012b; Harder 2012; Levine 2012; Pan 2015; Zhang 2012), none of them included all of the randomised trials that are included in the current review.

The meta-analysis by [Zhang 2012](#) included six randomised trials with a total of 382 women with a diagnosis of breast cancer that compared yoga versus no therapy and found small short-term effects favouring yoga on health-related quality of life. Although group differences in anxiety and depression favoured yoga, they were not statistically significant; likewise, researchers reported no statistically significant effects on fatigue. Although the current review found comparable effects, it includes almost three times as many trials and found statistically significant effects on depression, anxiety and fatigue.

A further meta-analysis found positive effects of yoga versus no therapy or psychosocial/educational interventions on health-related quality of life, depression, anxiety and fatigue ([Cramer 2012a](#); [Cramer 2012b](#)). This meta-analysis included 12 randomised controlled trials (RCTs) with a total of 742 participants that also were included in the current review. In contrast to current findings, subgroup analyses found effects only for women currently undergoing active treatment - not for women who had completed active cancer treatment.

A systematic review not including a meta-analysis found effects of yoga compared with various control interventions on health-related quality of life, depression and anxiety ([Harder 2012](#)). Evidence showing effects on fatigue was inconclusive, with three of seven included trials reporting positive effects of yoga. Moreover, the review treated multiple publications on the same randomised trial ([Raghavendra 2007](#); [Vadiraja 2009](#)) as unique studies.

[Pan 2015](#) included 16 RCTs with a total of 930 participants; however, investigators included multiple publications by [Raghavendra 2007](#) and [Vadiraja 2009](#) as unique trials in their meta-analysis, inadequately increasing the power of the analysis. Thus, one must interpret with care reported effects on health-related quality of life, depression and anxiety.

[Levine 2012](#) included both randomised and uncontrolled trials and concluded that yoga can improve health-related quality of life; however, this review included only seven of the 24 trials included in the current review, did not provide a critical appraisal of available studies and did not conduct a meta-analysis.

Although findings of the current review are more or less consistent with those of earlier reviews, differences between findings are due most likely to differences in time points of the literature search or inclusion criteria, and thus in the number of included studies and/or differences in analysis methods - mainly use or non-use of meta-analytical methods.

AUTHORS' CONCLUSIONS

Implications for practice

Yoga, specifically, complex yoga interventions incorporating breath control and/or meditation beyond physical yoga postures, can be considered a supportive intervention for improving short-

term health-related quality of life, depression, anxiety, fatigue and sleep disturbances in women with recently diagnosed non-metastatic breast cancer who are currently undergoing chemotherapy or radiotherapy or have completed curative cancer treatment. No conclusions can be reached regarding women with diagnosed metastatic breast cancer or long-term cancer survivors. Given that evidence showing safety of the intervention is promising but preliminary, experienced yoga therapists should closely monitor this intervention.

Implications for research

This review identified several gaps in available evidence for yoga as a supportive intervention in women with a diagnosis of breast cancer. More research is needed on the risks and benefits of yoga for women with diagnosed metastatic breast cancer, as well as for longer-term breast cancer survivors. Moreover, future studies should investigate effects of different yoga interventions and should clarify which components of yoga (physical exercise, breath control, meditation) are essential for its effects in women with diagnosed breast cancer. Although no difference in effectiveness of different yoga styles is apparent ([Cramer 2016](#)), meta-analyses have shown, for example, that inclusion of meditation in a yoga intervention seems to be essential for its efficacy in patients with depressive disorders ([Cramer 2013](#)). Given that chronic pain is an important problem for many women with diagnosed breast cancer, future RCTs and meta-analyses should assess effects of yoga on chronic pain in this patient population.

Future trials should ensure rigorous methods and reporting, mainly adequate sample size, adequate randomisation, allocation concealment, intention-to treat analysis and blinding of at least outcome assessors ([Schulz 2010](#)). Adequate control groups that control for therapist attention and other non-specific effects associated with lack of blinding would be worthwhile to reduce risk of performance bias. Moreover, future trials should assess medium-term and long-term effects of the intervention.

Recently, the safety of yoga has been questioned ([Broad 2012](#)). Although a meta-analysis of all available randomised trials on yoga across different participant groups found no evidence of increased risk of serious adverse events associated with yoga practice ([Cramer 2015](#)), most available trials examining yoga for women with diagnosed breast cancer have inadequately reported safety-related data, rendering conclusions regarding safety of the interventions as preliminary. Thus, future studies should pay increased attention to adequately assessing and reporting safety data.

ACKNOWLEDGEMENTS

The review authors would like to thank the editorial team of the Cochrane Breast Cancer Review Group for help provided throughout the process of writing this protocol.

REFERENCES

References to studies included in this review

Banasik 2011 *{published data only}*

Banasik J, Williams H, Haberman M, Blank SE, Bendel R. Effect of Iyengar yoga practice on fatigue and diurnal salivary cortisol concentration in breast cancer survivors. *Journal of the American Academy of Nurse Practitioners* 2011; **23**(3):135–42. [4491112]

Banerjee 2007 *{published data only}*

Banerjee B, Vadiraj HS, Ram A, Rao R, Jayapal M, Gopinath KS, et al. Effects of an integrated yoga program in modulating psychological stress and radiation-induced genotoxic stress in breast cancer patients undergoing radiotherapy. *Integrative Cancer Therapies* 2007; **6**(3): 242–50. [4491114]

Bernardi 2013 *{published data only (unpublished sought but not used)}*

Bernardi MLD, Costa Amorim MH, Zandonade E, Forghieri Santaella D, de Assis Novais Barbosa J. The effects of hatha yoga exercises on stress and anxiety levels in mastectomized women. *Ciência & Saúde Coletiva* 2013; **18** (12):3621–32. [4491116]

Bower 2012 *{published data only}*

Bower JE, Garett D, Ganz PA, Sternlieb B, Irwin M, Olmstead R, et al. Randomized controlled trial of Iyengar yoga for cancer-related fatigue: results of a targeted intervention for fatigued breast cancer survivors. *Psychosomatic Medicine* 2011; **73**(3):A14. [4491118]
* Bower JE, Garett D, Sternlieb B, Ganz PA, Irwin M, Olmstead R, et al. Yoga for persistent fatigue in breast cancer survivors: a randomized controlled trial. *Cancer* 2012; **118**(15):3766–75. [4491119]

Carson 2009 *{published data only}*

Carson JW, Carson KM, Porter LS, Keefe FJ, Seewaldt VL. Yoga of Awareness program for menopausal symptoms in breast cancer survivors: results from a randomized trial. *Supportive Care in Cancer* 2009; **17**(10):1301–9. [4491121]

Chakrabarty 2015 *{published and unpublished data}*

Chakrabarty J, Vidyasagar M, Fernandes D, Joisa G, Varghese P, Mayya S. Effectiveness of pranayama on cancer-related fatigue in breast cancer patients undergoing radiation therapy: a randomized controlled trial. *International Journal of Yoga* 2015; **8**(1):47–53. [4491123]

Chandwani 2010 *{published data only}*

* Chandwani KD, Thornton B, Perkins GH, Arun B, Raghuram NV, Nagendra HR, et al. Yoga improves quality of life and benefit finding in women undergoing radiotherapy for breast cancer. *Journal of the Society for Integrative Oncology* 2010; **8**(2):43–55. [4491125]
Cohen L, Chandwani K, Thornton B, Perkins G. Randomized trial of yoga in women with breast cancer

undergoing radiation treatment. *Journal of Clinical Oncology* 2006; **24**(18 Suppl):469s. [4491126]

Cohen L, Chandwani KD, Perkins G, Thornton B, Arun B, Raghuram NV, et al. Randomized trial of yoga in women with breast cancer undergoing radiation treatment: long-term effects. *Journal of Clinical Oncology* 2008; **26**(15 Suppl):9639. [4491127]

Chandwani 2014 *{published data only}*

* Chandwani KD, Perkins G, Nagendra HR, Raghuram NV, Spelman A, Nagarathna R, et al. Randomized, controlled trial of yoga in women with breast cancer undergoing radiotherapy. *Journal of Clinical Oncology* 2014; **32**(10):1058–65. [4491129]
Cohen L, Chandwani K, Raghuram N, Haddad R, Perkins G, Spelman A, et al. Yoga for women with breast cancer undergoing radiotherapy (XRT): a randomized clinical trial with an active stretching control group. *BMC Complementary and Alternative Medicine* 2012; **12**:O38. [4491130]
Cohen L, Chandwani K, Raghuram NV, Haddad R, Perkins GH, Spelman A, et al. Effect of yoga on QOL, cortisol rhythm, and HRV for women with breast cancer undergoing radiotherapy. *Journal of Clinical Oncology* 2011; **29**(15):9009. [4491131]
Haddad R, Chandwani K, Perkins G, Spelman A, Johnson K, Fortier A, et al. Randomized, controlled trial of yoga for women with breast cancer undergoing radiotherapy. *Psychosomatic Medicine* 2011; **73**(3):A119–20. [4491132]

Cramer 2015 *{published data only}*

Cramer H, Rabsilber S, Lauche R, Kummel S, Dobos G. Yoga and meditation for menopausal symptoms in breast cancer survivors - A randomized controlled trial. *Cancer* 2015; **121**(13):2175–84. [4491134]

Danhauer 2009 *{published data only}*

Danhauer SC, Mihalko SL, Russel GB, Campbell CR, Felder L, Daley K, et al. Restorative yoga for women with breast cancer: finding from a randomized pilot study. *2009 Psycho-Oncology*; **18**(4):360–8. [4491136]

Kiecolt-Glaser 2014 *{published data only}*

Kiecolt-Glaser JK, Bennett JM, Andrigde R, Peng J, Shapiro CL, Malarkey WB, et al. Yoga's impact on inflammation, mood, and fatigue in breast cancer survivors: a randomized controlled trial. *Journal of Clinical Oncology* 2014; **32**(10): 1040–9. [4491138]

Kovacic 2013 *{published data only}*

Kovacic T, Zagoricnik M, Kovacic M. Impact of relaxation training according to the Yoga In Daily Life system on anxiety after breast cancer surgery. *Journal of Complementary & Integrative Medicine* 2013; **10**(1):153–64. [4491140]

Littman 2012 {published data only}

Littman AJ, Bertram LC, Ceballos R, Ulrich CM, Ramaprasad J, McGregor B, et al. Randomized controlled pilot trial of yoga in overweight and obese breast cancer survivors: effects on quality of life and anthropometric measures. *Supportive Care in Cancer* 2012;**20**(2):267–77. [4491142]

Lötzke 2016 {published data only}

* Lötzke D, Wiedemann F, Rodrigues Recchia D, Ostermann T, Sattler D, Ettl J, et al. Iyengar-yoga compared to exercise as a therapeutic intervention during (neo)adjuvant therapy in women with stage I-III breast cancer: health-related quality of life, mindfulness, spirituality and cancer-related fatigue. *Evidence-Based Complementary and Alternative Medicine* 2016;**2016**: 5931816. [4491144]
Wiedemann F, Buessing A, Halle M, Kiechle M, Kohls N, Ostermann T, et al. Iyengar yoga compared to exercise in women with stage I-III breast cancer: feasibility of therapeutic interventions during adjuvant cytotoxic or endocrine therapy. *Journal of Clinical Oncology* 2013;**31**(15):e20623. [4491145]
Wiedemann F, Buessing A, Halle M, Kiechle M, Kohls N, Ostermann T, et al. Yoga compared to exercise as a therapeutic intervention during (neo)adjuvant chemotherapy in women with stage I-III breast cancer. *Cancer Research* 2011;**71**(24 Suppl):OT3–02-02. [4491146]

Loudon 2014 {published data only}

Loudon A, Barnett T, Piller N, Immink MA, Williams AD. Yoga management of breast cancer-related lymphoedema: a randomised controlled pilot-trial. *BMC Complementary and Alternative Medicine* 2014;**14**:214. [4491148]

Moadel 2007 {published data only}

Moadel AB, Shah C, Patel S, Wylie-Rosett J, Siedlecki H, Porcelli T, et al. Randomized controlled trial of yoga for symptom management during breast cancer treatment. Proceedings of the American Society of Clinical Oncology. 2003;726. [4491150]
Moadel AB, Shah C, Wylie-Rosett J, Harris MS, Patel SR, Hall CB, et al. Randomized controlled trial of yoga among a multiethnic sample of breast cancer patients: effects on quality of life. *Journal of Clinical Oncology* 2007;**25**(28): 4387–95. [4491151]

Mustian 2013 {published and unpublished data}

Janelins M, Peppone L, Heckler C, Sprod L, Mohile S, Morrow G, et al. YOCAS® Yoga: improved memory and memory-mediated improvements in fatigue and quality of life (QOL) in a nationwide phase III RCT. *Supportive Care in Cancer* 2013;**21**:S280–1. [4491153]
Janelins MC, Peppone LJ, Heckler CE, Sprod L, Mohile SG, Chandwani KD, et al. YOCAS yoga, fatigue, memory difficulty, and quality of life: results from a URCC CCOP randomized, controlled clinical trial among 358 cancer survivors. *Journal of Clinical Oncology* 2012;**30**(15):9142. [4491154]
Mustian K, Palesh O, Sprod L, Peppone L, Mohile S,

Morrow G. YOCAS(registered trademark) yoga significantly improves multidimensional domains of cancer-related-fatigue: a URCC CCOP randomized, controlled, clinical trial among 410 cancer survivors. *Supportive Care in Cancer* 2010b;**18**:S97–8. [4491155]

Mustian KM, Janelins M, Sprod L, Peppone L, Mohile S, Frizzell B, et al. YOCAS yoga significantly improves circadian rhythm, anxiety, mood and sleep: a randomized, controlled clinical trial among 410 cancer survivors.

Supportive Care in Cancer 2011b;**1**:S317–8. [4491156]

Mustian KM, Palesh O, Sprod L, Peppone LJ, Heckler CE, Yates JS, et al. Effect of YOCAS yoga on sleep, fatigue, and quality of life: a URCC CCOP randomized, controlled clinical trial among 410 cancer survivors. *Journal of Clinical Oncology* 2010a;**28**(15):9013. [4491157]

Mustian KM, Sprod L, Peppone LJ, Mohile SG, Janelins MC, Palesh O, et al. Effect of YOCAS yoga on circadian rhythm, anxiety, and mood: a URCC CCOP randomized, controlled clinical trial among 410 cancer survivors. *Journal of Clinical Oncology* 2011a;**29**(15):9034. [4491158]

* Mustian KM, Sprod LK, Janelins M, Peppone LJ, Palesh OG, Chandwani K, et al. Multicenter, randomized controlled trial of yoga for sleep quality among cancer survivors. *Journal of Clinical Oncology* 2013;**31**(26): 3233–41. [4491159]

Peppone L, Janelins MC, Kamen C, Peoples AR, Heckler C, Kirshner JJ, et al. Effect of YOCAS® yoga on fatigue and circadian activity rhythms among breast cancer patients receiving hormone therapy: a URCC CCOP randomized, controlled clinical trial. *Supportive Care in Cancer* 2013a;**21**:S291. [4491160]

Peppone LJ, Janelins MC, Kamen C, Mohile SG, Sprod LK, Gewandter JS, et al. The effect of YOCAS(R) yoga for musculoskeletal symptoms among breast cancer survivors on hormonal therapy. *Breast Cancer Research and Treatment* 2015;**150**(3):597–604. [4491161]

Peppone LJ, Janelins MC, Peoples AR, Kamen CS, Kirshner JJ, Gaur R, et al. Effect of YOCAS yoga on insomnia and sleep medication usage among breast cancer patients receiving hormone therapy: a URCC CCOP randomized, controlled clinical trial. *Journal of Clinical Oncology* 2013b;**31**(15 Suppl):9531. [4491162]

Peppone LJ, Mohile SG, Janelins MC, Sprod L, Gewandter JS, Heckler CE, et al. YOCAS yoga for musculoskeletal symptoms in breast cancer patients receiving aromatase inhibitors: a URCC CCOP randomized, controlled clinical trial. *Journal of Clinical Oncology* 2012b;**30**(15). [4491163]
Peppone LJ, Mohile SG, Janelins MC, Sprod LK, Gewandter JS, Heckler CE, et al. The effect of YOCAS® yoga on aromatase inhibitor-induced musculoskeletal symptoms in breast cancer patients: a URCC CCOP randomized, controlled clinical trial. *Supportive Care in Cancer* 2012a;**20**:S139. [4491164]

Pruthi 2012 {published and unpublished data}

Pruthi S, Solberg Nes L, Boughey J, Huebner M, Borg B, Jenkins S, et al. A randomized controlled pilot study assessing quality of life, stress and feasibility of yoga practice

in women newly diagnosed with breast cancer. *BMC Complementary and Alternative Medicine* 2012b;**12**:P231. [4491166]

* Pruthi S, Stan DL, Jenkins SM, Huebner M, Borg BA, Thomley BS, et al. A randomized controlled pilot study assessing feasibility and impact of yoga practice on quality of life, mood, and perceived stress in women with newly diagnosed breast cancer. *Global Advances In Health and Medicine* 2012a;**1**(5):30–5. [4491167]

Raghavendra 2007 {published data only}

Ajaikumar BS, Raghavendra RM, Patil S, Ravi DB, Srinath SB, Gopinath KS, et al. Antidepressant effects of a yoga program in breast cancer patients undergoing conventional treatment: a randomized controlled trial. *Journal of Clinical Oncology*. 2008; Vol. 26 (Suppl 15):9556. [4491169]
Gopinath KS, Rao R, Raghuram N, Rama Rao N, Shirley T, Vinay C, et al. Evaluation of yoga therapy as a psychotherapeutic intervention in breast cancer patients on conventional combined modality of treatment. *Proceedings of American Society of Clinical Oncology*. 2003; Vol. 22: 26. [4491170]

Gopinath SK, Rao RM, Sanjeevarao VH, Diwakar RB, Basavalingaiah AS, Patil S, et al. Effects of an integrated yoga program on mood states, distress, quality of life, diurnal cortisol rhythms and natural killer cell counts in metastatic breast cancer survivors. *Cancer Research* 2011;**71** (24 Suppl):P3–08-01. [4491171]

Raghavendra RM, Ajaikumar BS, Vadiraja HS, Patil S, Diwakar RB, Sashidhara P, et al. Role of yoga in modulating fatigue, sleep disturbances, salivary cortisol, and immune measures in breast cancer survivors: a randomized controlled trial. *Journal of Clinical Oncology* 2010;**28**(15): 9099. [4491172]

* Raghavendra RM, Nagarathna R, Nagendra HR, Gopinath KS, Srinath BS, Ravi BD, et al. Effects of an integrated yoga programme on chemotherapy-induced nausea and emesis in breast cancer patients. *European Journal of Cancer Care* 2007;**16**(6):462–74. [4491173]
Rao MR, Raghuram N, Nagendra HR, Gopinath KS, Srinath BS, Diwakar RB, et al. Anxiolytic effects of a yoga program in early breast cancer patients undergoing conventional treatment: a randomized controlled trial. *Complementary Therapies in Medicine* 2009;**17**(1):1–8. [4491174]

Rao RM, Nagendra HR, Raghuram N, Vinay C, Chandrashekara S, Gopinath KS, et al. Influence of yoga on mood states, distress, quality of life and immune outcomes in early stage breast cancer patients undergoing surgery. *International Journal of Yoga* 2008;**1**(1):11–20. [4491175]
Rao RM, Raghuram HR, Nagendra HR, Usharani MR, Gopinath KS, Diwakar RB, et al. Effects of an integrated yoga program on self-reported depression scores in breast cancer patients undergoing conventional treatment: a randomized controlled trial. *Indian Journal of Palliative Care* 2015;**21**(2):174–81. [4491176]

Siedentopf 2013 {published data only (unpublished sought but not used)}

Isabell UB, Maja R. Yoga supports physical and mental well-being after breast cancer surgery. Abstracts of XVI International Congress of ISPOG - Journal of Psychosomatic Obstetrics and Gynecology. 2010; Vol. 31 (Suppl 1):P63. [4491178]

* Siedentopf F, Utz-Billing I, Gairing S, Schoenegg W, Kentenich H, Kollak I. Yoga for patients with early breast cancer and its impact on quality of life - a randomized controlled trial. *Geburtshilfe und Frauenheilkunde* 2013;**73** (4):311–7. [4491179]

Taso 2014 {published and unpublished data}

Taso CJ, Lin HS, Lin WL, Chen SM, Huang WT, Chen SW. The effect of yoga exercise on improving depression, anxiety, and fatigue in women with breast cancer: a randomized controlled trial. *The Journal of Nursing Research* 2014;**22**(3):155–64. [4491181]

Vadiraja 2009 {published data only}

Vadiraja HS, Raghavendra RM, Nagarathna R, Nagendra HR, Rekha M, Vanitha N, et al. Effects of a yoga program on cortisol rhythm and mood states in early breast cancer patients undergoing adjuvant radiotherapy: a randomized controlled trial. *Integrative Cancer Therapies* 2009;**8**(1): 37–46. [4491183]

* Vadiraja HS, Rao MR, Nagarathna R, Nagendra HR, Rekha M, Vanitha N, et al. Effects of yoga program on quality of life and affect in early breast cancer patients undergoing adjuvant radiotherapy: a randomized controlled trial. *Complementary Therapies in Medicine* 2009;**17**(5-6): 274–80. [4491184]

Vadiraja SH, Rao MR, Nagendra RH, Nagarathna R, Rekha M, Vanitha N, et al. Effects of yoga on symptom management in breast cancer patients: a randomized controlled trial. *International Journal of Yoga* 2009;**2**(2): 73–9. [4491185]

Vardar Yağlı 2015 {published data only}

* Vardar Yagli N, Sener G, Afrikan H, Saglam M, Inal Ince D, Savci S, et al. Do yoga and aerobic exercise training have impact on functional capacity, fatigue, peripheral muscle strength, and quality of life in breast cancer survivors? *Integrative Cancer Therapies* 2015;**14**(2):125–32. [4491187]
Vardar-Yagli N, Sener G, Afrikan H, Saglam M, Inal-Ince D, Savci S, et al. Effects of yoga and aerobic exercise training on functional capacity, respiratory muscle strength, and quality of life in breast cancer survivors. *European Respiratory Journal*. 2013; Vol. 42 (Suppl 57):P1316. [4491188]

Wang 2014 {published data only}

Wang G, Wang S, Jiang P, Zeng C. Effect of Yoga on cancer related fatigue in breast cancer patients with chemotherapy. *Zhong Nan da Xue Xue Bao* 2014;**39**(10):1077–82. [4491190]

References to studies excluded from this review

Blank 2005 {published data only}

Blank S, Kittel J, Haberman M. Active practice of Iyengar yoga as an intervention for breast cancer survivors. *International Journal of Yoga Therapy* 2005;**15**(1):51–9. [4491192]

Kumar 2013 {published data only}

Kumar N, Bhatnagar S, Velpandian T, Patnaik S, Menon G, Mehta M, et al. Randomized controlled trial in advance stage breast cancer patients for the effectiveness on stress marker and pain through Sudarshan Kriya and Pranayam. *Indian Journal of Palliative Care* 2013;**19**(3):180–5. [4491194]

Ojha 2012 {published data only}

Ojha K, Goyal RK, Sharma S, Sharma S, Yadav N. A case study: investigation of yoga's potential to treat breast cancer survivors facing cancer related fatigue. *Journal of Yoga and Physical Therapy* 2012;**2**(5). [4491196]

References to studies awaiting assessment**Cohen 2015 {published data only (unpublished sought but not used)}**

* Cohen L, Spelman A, Engle R, Arun B, Harrison C, Perkins G, et al. Three-arm randomized trial of Tibetan yoga in breast cancer patients. *Psychosomatic Medicine* 2015; **77**(3):A70. [4491198]
Cohen L, Spelman A, Engle R, Arun B, Wei Q, Harrison C, et al. Randomized trial of Tibetan yoga in breast cancer patients undergoing chemotherapy. *Journal of Clinical Oncology* 2014;**32**(15 Suppl):9539. [4491199]

Dominique 2010 {published data only (unpublished sought but not used)}

Dominique L, Gilles D, Annelie A, Madan B, Pierre D, Ginette M. Impact of the Yoga Bali method on quality of life and depressive symptoms among women diagnosed with breast cancer undergoing chemotherapy. *Psycho-Oncology* 2010;**19**:S139–40. [4491201]

Kumari 2015 {published data only (unpublished sought but not used)}

Kumari P, Kumari S, Kapoor A, Narayan S, Maharia S, Nirban RK, et al. A phase III open label randomized controlled trial of yoga in women with breast cancer undergoing radiotherapy. *Supportive Care in Cancer* 2015; **1**:S356. [4491203]

Luu 2014 {published data only}

Luu X, Rifkind K, Dhage S, Castaneda M, Zeng X, Joseph KAP. The effects of yoga on urban underserved breast cancer patients. *Journal of Clinical Oncology* 2014;**32**(15 Suppl). [4491205]

Stan 2013 {published data only (unpublished sought but not used)}

* Stan D, Croghan K, Croghan I, Jenkins S, Pruthi S. Randomized trial of yoga versus strengthening exercises in breast cancer survivors with persistent fatigue. *Supportive Care in Cancer* 2015;**1**:S81–2. [4491207]
Stan D, Loprinzi CL, Ruddy KJ. Breast cancer survivorship issues. *Hematology/Oncology Clinics of North America* 2013; **27**(4):805–27. [4491208]

Additional references**Abrahams 2016**

Abrahams HJ, Gielissen MF, Schmits IC, Verhagen CA, Rovers MM, Knoop H. Risk factors, prevalence, and course of severe fatigue after breast cancer treatment: a meta-analysis involving 12 327 breast cancer survivors. *Annals of Oncology* 2016;**27**(6):965–74.

Andrykowski 2008

Andrykowski MA, Lykins E, Floyd A. Psychological health in cancer survivors. *Seminars in Oncology Nursing* 2008;**24** (3):193–201. [PUBMED: 18687265]

Balslem 2011

Balslem H, Helfand M, Schünemann HJ, Oxman AD, Kunz R, Brozek J, et al. GRADE guidelines: 3. Rating the quality of evidence. *Journal of Clinical Epidemiology* 2011; **64**(4):401–6.

Berry 2005

Berry DA, Cronin KA, Plevritis SK, Fryback DG, Clarke L, Zelen M, et al. Effect of screening and adjuvant therapy on mortality from breast cancer. *New England Journal of Medicine* 2005;**353**(17):1784–92. [PUBMED: 16251534]

Bower 2006

Bower JE, Ganz PA, Desmond KA, Bernaards C, Rowland JH, Meyerowitz BE, et al. Fatigue in long-term breast carcinoma survivors: a longitudinal investigation. *Cancer* 2006;**106**(4):751–8. [PUBMED: 16400678]

Broad 2012

Borad WJ. How yoga can wreck your body. The New York Times 5 January 2012.

Brown 2005

Brown RP, Gerbarg PL. Sudarshan Kriya Yogic breathing in the treatment of stress, anxiety, and depression. Part II - clinical applications and guidelines. *Journal of Alternative and Complementary Medicine* 2005;**11**(4):711–7.

Brozek 2009

Brozek JL, Akl EA, Alonso-Coello P, Lang D, Jaeschke R, Williams JW, et al. Grading quality of evidence and strength of recommendations in clinical practice guidelines. Part 1 of 3. An overview of the GRADE approach and grading quality of evidence about interventions. *Allergy* 2009;**64**(5):669–77.

Buffart 2012

Buffart LM, van Uffelen JG, Riphagen II, Brug J, van Mechelen W, Brown WJ, et al. Physical and psychosocial benefits of yoga in cancer patients and survivors, a systematic review and meta-analysis of randomized controlled trials. *BMC Cancer* 2012;**12**:559. [PUBMED: 23181734]

Büssing 2011

Büssing A, Edelhauser F, Weisskircher A, Fouladbakhsh JM, Heusser P. Inner correspondence and peacefulness with practices among participants in eurythmy therapy and yoga: a validation study. *Evidence-Based Complementary and Alternative Medicine* 2011;**Article ID 329023**. [PUBMED: 20953427]

Carroll 2012

Carroll BJ, Iranmanesh A, Keenan DM, Cassidy F, Wilson WH, Veldhuis JD. Pathophysiology of hypercortisolism

- in depression: pituitary and adrenal responses to low glucocorticoid feedback. *Acta Psychiatrica Scandinavica* 2012;**125**(6):478–91. [PUBMED: 22211368]
- Chong 2011**
Chong CS, Tsunaka M, Tsang HW, Chan EP, Cheung WM. Effects of yoga on stress management in healthy adults: a systematic review. *Alternative Therapies in Health and Medicine* 2011;**17**(1):32–8. [PUBMED: 21614942]
- Cochran 1954**
Cochran WG. The combination of estimates from different experiments. *Biometrics* 1954;**10**(1):101–29.
- Cohen 1998**
Cohen J. Statistical power analysis for the behavioral sciences. *Statistical Power Analysis for the Behavioral Sciences*. Hillsdale, NJ: Lawrence Erlbaum Associates, 1998.
- Compton 2012**
Compton CC, Byrd DR, Garcia-Aguilar J, Kurtzman SH, Olawaiye A, Washington MK. *AJCC Cancer Staging Atlas. A Companion to the Seventh Edition of the AJCC Cancer Staging Manual and Handbook*. 2nd Edition. New York: Springer, 2012.
- Cramer 2012a**
Cramer H, Lange S, Klose P, Paul A, Dobos G. Can yoga improve fatigue in breast cancer patients? A systematic review. *Acta Oncologia* 2012;**51**(4):559–60.
- Cramer 2012b**
Cramer H, Lange S, Klose P, Paul A, Dobos G. Yoga for breast cancer patients and survivors: a systematic review and meta-analysis. *BMC Cancer* 2012;**12**:412. [PUBMED: 22988934]
- Cramer 2013**
Cramer H, Lauche R, Haller H, Langhorst J, Dobos G, Berger B. “I’m more in balance”: a qualitative study of yoga for patients with chronic neck pain. *Journal of Alternative and Complementary Medicine* 2013;**19**(6): 536–42. [PUBMED: 23336342]
- Cramer 2016**
Cramer H, Lauche R, Langhorst J, Dobos G. Is one yoga style better than another? A systematic review of associations of yoga style and conclusions in randomized yoga trials. *Complementary Therapies in Medicine* 2016;**25**:178–87.
- Culos-Reed 2012**
Culos-Reed SN, Mackenzie MJ, Sohl SJ, Jesse MT, Zahavich AN, Danhauer SC. Yoga & cancer interventions: a review of the clinical significance of patient reported outcomes for cancer survivors. *Evidence-Based Complementary and Alternative Medicine* 2012;**Article ID 642576**. [PUBMED: 23125870]
- De Michaelis 2005**
De Michaelis E. *A History of Modern Yoga: Patanjali and Western Esotericism*. London, UK: Continuum International Publishing Group, 2005.
- Desai 2013**
Desai K, Mao JJ, Su I, Demichele A, Li Q, Xie SX, et al. Prevalence and risk factors for insomnia among breast cancer patients on aromatase inhibitors. *Supportive Care in Cancer* 2013;**21**(1):43–51.
- Devi 1986**
Devi SK, Chansauria JP, Udupa KN. Mental depression and kundalini yoga. *Ancient Science of Life* 1986;**6**(2):112–8. [PUBMED: 22557558]
- Ferlay 2013**
Ferlay J, Soerjomataram I, Ervik M, Dikshit R, Eser S, Mathers C, et al. GLOBOCAN 2012 v1.0. Cancer Incidence and Mortality Worldwide: IARC CancerBase No. 11. Lyon, France: International Agency for Research on Cancer, 2013. <http://globocan.iarc.fr>.
- Feuerstein 1998**
Feuerstein G. *The Yoga Tradition*. Prescott: Hohm Press, 1998.
- Floyd 2009**
Floyd A, Moyer A. Group vs. individual exercise interventions for women with breast cancer: a meta-analysis. *Health Psychology Review* 2009;**4**(1):22–41. [PUBMED: 20607139]
- Fouladbakhsh 2010**
Fouladbakhsh JM, Stommel M. Gender, symptom experience, and use of complementary and alternative medicine practices among cancer survivors in the U.S. cancer population. *Oncology Nursing Forum* 2010;**37**(1): E7–15. [PUBMED: 20044334]
- Garabeli Cavalli Kluthcovsky 2012**
Garabeli Cavalli Kluthcovsky AC, Urbanetz AA, de Carvalho DS, Pereira Maluf EM, Schlickmann Sylvestre GC, Bonatto Hatschbach SB. Fatigue after treatment in breast cancer survivors: prevalence, determinants and impact on health-related quality of life. *Supportive Care in Cancer* 2012;**20**(8):1901–9.
- Guyatt 2008**
Guyatt GH, Oxman AD, Vist GE, Kunz R, Falck-Ytter Y, Alonso-Coello P, et al. GRADE: an emerging consensus on rating quality of evidence and strength of recommendations. *BMJ* 2008;**336**(7650):924–6.
- Harder 2012**
Harder H, Parlour L, Jenkins V. Randomised controlled trials of yoga interventions for women with breast cancer: a systematic literature review. *Supportive Care in Cancer* 2012;**20**(12):3055–64. [PUBMED: 23052917]
- Hartvig 2006**
Hartvig P, Aulin J, Hugerth M, Wallenberg S, Wagenius G. Fatigue in cancer patients treated with cytotoxic drugs. *Journal of Oncology Pharmacy Practice* 2006;**12**(3):155–64. [PUBMED: 17022870]
- Higgins 2003**
Higgins JPT, Thompson SG, Deeks JJ, Altman DG. Measuring inconsistency in meta-analyses. *BMJ* 2003;**327**: 557–60.
- Higgins 2011**
Higgins JPT, Green S (editors). *Cochrane Handbook for Systematic Reviews of Interventions Version 5.0.1*

[updated March 2011]. The Cochrane Collaboration, 2011. www.cochrane-handbook.org.

Hopwood 2010

Hopwood P, Sumo G, Mills J, Haviland J, Bliss JM. The course of anxiety and depression over 5 years of follow-up and risk factors in women with early breast cancer: results from the UK Standardisation of Radiotherapy Trials (START). *Breast* 2010;**19**(2):84–91. [PUBMED: 20042336]

Ibrahim 2011

Ibrahim EM, Al-Homaidh A. Physical activity and survival after breast cancer diagnosis: meta-analysis of published studies. *Medical Oncology* 2011;**28**(3):753–65. [PUBMED: 20411366]

Irwin 2009

Irwin ML, Varma K, Alvarez-Reeves M, Cadmus L, Wiley A, Chung GG, et al. Randomized controlled trial of aerobic exercise on insulin and insulin-like growth factors in breast cancer survivors: the Yale exercise and survivorship study. *Cancer Epidemiology, Biomarkers & Prevention* 2009;**18**(1): 306–13. [PUBMED: 19124513]

Jones 2016

Jones JM, Olson K, Catton P, Catton CN, Fleshner NE, Krzyzanowska MK, et al. Cancer-related fatigue and associated disability in post-treatment cancer survivors. *Journal of Cancer Survivorship* 2016;**10**(1):51–61.

Kalueff 2007

Kalueff AV, Nutt DJ. Role of GABA in anxiety and depression. *Depression and Anxiety* 2007;**24**(7):495–517. [PUBMED: 17117412]

Kim 2009

Kim CJ, Kang DH, Park JW. A meta-analysis of aerobic exercise interventions for women with breast cancer. *Western Journal of Nursing Research* 2009;**31**(4):437–61. [PUBMED: 19176403]

Kjaer 2002

Kjaer TW, Bertelsen C, Piccini P, Brooks D, Alving J, Lou HC. Increased dopamine tone during meditation-induced change of consciousness. *Brain Research. Cognitive Brain Research* 2002;**13**(2):255–9. [PUBMED: 11958969]

Levine 2012

Levine AS, Balk JL. Yoga and quality-of-life improvement in patients with breast cancer: a literature review. *International Journal of Yoga Therapy* 2012;**22**:95–9. [PUBMED: 23070679]

Li 2016

Li J, Humphreys K, Eriksson M, Dar H, Brandberg Y, Hall P, et al. Worse quality of life in young and recently diagnosed breast cancer survivors compared with female survivors of other cancers: a cross-sectional study. *International Journal of Cancer* 2016;**139**(11):2415–25.

Lin 2011

Lin KY, Hu YT, Chang KJ, Lin HF, Tsao JY. Effects of yoga on psychological health, quality of life, and physical health of patients with cancer: a meta-analysis. *Evidence-*

Based Complementary and Alternative Medicine 2011;**Article 659876**. [PUBMED: 21437197]

Maass 2015

Maass SW, Roorda C, Berendsen AJ, Verhaak PF, de Bock GH. The prevalence of long-term symptoms of depression and anxiety after breast cancer treatment: a systematic review. *Maturitas* 2015;**82**(1):100–8.

McNeely 2006

McNeely ML, Campbell KL, Rowe BH, Klassen TP, Mackey JR, Courneya KS. Effects of exercise on breast cancer patients and survivors: a systematic review and meta-analysis. *CMAJ: Canadian Medical Association Journal* 2006;**175**(1):34–41. [PUBMED: 16818906]

Mishra 2012a

Mishra SI, Scherer RW, Geigle PM, Berlanstein DR, Topaloglu O, Gotay CC, et al. Exercise interventions on health-related quality of life for cancer survivors. *The Cochrane Database of Systematic Reviews* 2012, Issue 8.

Mishra 2012b

Mishra SI, Scherer RW, Snyder C, Geigle PM, Berlanstein DR, Topaloglu O. Exercise interventions on health-related quality of life for people with cancer during active treatment. *The Cochrane Database of Systematic Reviews* 2012, Issue 8.

Moher 2009

Moher D, Liberati A, Tetzlaff J, Altman DG, PRISMA Group. Preferred Reporting Items for Systematic Reviews and Meta-Analyses: the PRISMA statement. *Annals of Internal Medicine* 2009;**151**(4):1–7.

Neilson 2009

Neilson HK, Friedenreich CM, Brockton NT, Millikan RC. Physical activity and postmenopausal breast cancer: proposed biologic mechanisms and areas for future research. *Cancer Epidemiology, Biomarkers & Prevention* 2009;**18**(1): 11–27. [PUBMED: 19124476]

NIH 2012

National Institutes of Health. What is complementary and alternative medicine?. <http://nccam.nih.gov/health/whatiscam> (accessed 1 December 2016) 2012.

Pan 2015

Pan Y, Yang K, Wang Y, Zhang L, Liang H. Could yoga practice improve treatment-related side effects and quality of life for women with breast cancer? A systematic review and meta-analysis. *Asia-Pacific Journal of Clinical Oncology* 2015 Jan 6 [Epub ahead of print].

Patrick 2003

Patrick DL, Ferketich SL, Frame PS, Harris JJ, Hendricks CB, Levin B, et al. National Institutes of Health state-of-the-science conference statement: symptom management in cancer: pain, depression, and fatigue. *Journal of the National Cancer Institute* 2003;**95**(15):1110–7. [PUBMED: 12902440]

RevMan [Computer program]

The Nordic Cochrane Centre, The Cochrane Collaboration. Review Manager (RevMan). Version 5.1. Copenhagen: The Nordic Cochrane Centre, The Cochrane Collaboration, 2011.

Rottmann 2016

Rottmann N, Hansen DG, Hagedoorn M, Larsen PV, Nicolaisen A, Bidstrup PE, et al. Depressive symptom trajectories in women affected by breast cancer and their male partners: a nationwide prospective cohort study. *Journal of Cancer Survivorship* 2016;**10**(5):915–26.

Schmidt 2012

Schmidt ME, Chang-Claude J, Vrieling A, Heinz J, Flesch-Janys D, Steindorf K. Fatigue and quality of life in breast cancer survivors: temporal courses and long-term pattern. *Journal of Cancer Survivorship* 2012;**6**(1):11–9.

Schulz 2010

Schulz KF, Altman DG, Moher D. CONSORT 2010 statement: updated guidelines for reporting parallel group randomised trials. *BMJ (Clinical research ed.)* 2010;**340**:c332.

Shannahoff-Khalsa 2005

Shannahoff-Khalsa DS. Patient perspectives: Kundalini yoga meditation techniques for psycho-oncology and as potential therapies for cancer. *Integrative Cancer Therapies* 2005;**4**(1):87–100.

Smith 2009

Smith KB, Pukall CF. An evidence-based review of yoga as a complementary intervention for patients with cancer. *Psycho-Oncology* 2009;**18**(5):465–75. [PUBMED: 18821529]

Stafford 2013

Stafford L, Judd F, Gibson P, Komiti A, Mann GB, Quinn M. Screening for depression and anxiety in women with breast and gynaecologic cancer: course and prevalence of morbidity over 12 months. *Psycho-Oncology* 2013;**22**(9):2071–8.

Streeter 2010

Streeter CC, Whitfield TH, Owen L, Rein T, Karri SK, Yakhkind A, et al. Effects of yoga versus walking on mood, anxiety, and brain GABA levels: a randomized controlled MRS study. *Journal of Alternative and Complementary Medicine* 2010;**16**(11):1145–52. [PUBMED: 20722471]

Streeter 2012

Streeter CC, Gerbarg PL, Saper RB, Ciraulo DA, Brown RP. Effects of yoga on the autonomic nervous system, gamma-aminobutyric-acid, and allostasis in epilepsy, depression, and post-traumatic stress disorder. *Medical Hypotheses* 2012;**78**(5):571–9. [PUBMED: 22365651]

Syvälähti 1994

Syvälähti EK. Biological aspects of depression. *Acta Psychiatrica Scandinavica Supplementum* 1994;**377**:11–5. [PUBMED: 7914394]

Vadiraja 2009

Vadiraja SH, Rao MR, Nagendra RH, Nagarathna R, Rekha M, Vanitha N, et al. Effects of yoga on symptom management in breast cancer patients: a randomized controlled trial. *International Journal of Yoga* 2009;**2**(2):73–9.

Van Onselen 2012

Van Onselen C, Cooper BA, Lee K, Dunn L, Aouizerat BE, West C, et al. Identification of distinct subgroups of breast cancer patients based on self-reported changes in sleep disturbance. *Supportive Care in Cancer* 2012;**20**(10):2611–9.

Vedamurthachar 2006

Vedamurthachar A, Janakiramaiah N, Hegde JM, Shetty TK, Subbakrishna DK, Sureshbabu SV, et al. Antidepressant efficacy and hormonal effects of Sudarshana Kriya Yoga (SKY) in alcohol dependent individuals. *Journal of Affective Disorders* 2006;**94**(1-3):249–53. [PUBMED: 16740317]

Visovsky 2006

Visovsky C. Muscle strength, body composition, and physical activity in women receiving chemotherapy for breast cancer. *Integrative Cancer Therapies* 2006;**5**(3):183–91. [PUBMED: 16880422]

Zhang 2012

Zhang J, Yang KH, Tian JH, Wang CM. Effects of yoga on psychologic function and quality of life in women with breast cancer: a meta-analysis of randomized controlled trials. *Journal of Alternative and Complementary Medicine* 2012;**18**(11):994–1002. [PUBMED: 22909345]

* Indicates the major publication for the study

CHARACTERISTICS OF STUDIES

Characteristics of included studies [ordered by study ID]

Banasik 2011

Methods	Randomised controlled trial
Participants	Women with diagnosed stage II-IV breast cancer at least 2 months post treatment Recruited through a local cancer centre's database Mean age 62.9 years N = 18
Interventions	<ul style="list-style-type: none"> • Iyengar yoga (yoga postures), 8 weeks, twice weekly for 90 minutes • Wait-list, no treatment for 8 weeks
Outcomes	Health-related quality of life (Functional Assessment of Cancer Therapy - Breast Cancer) at week 8 Fatigue (new non-validated instrument) at week 8
Notes	Small sample size without a priori sample size calculation Large baseline differences between groups

Risk of bias

Bias	Authors' judgement	Support for judgement
Random sequence generation (selection bias)	Unclear risk	No information on random sequence generation (“[...] were randomly assigned [...]”)
Allocation concealment (selection bias)	Unclear risk	No information on allocation concealment
Blinding of participants and personnel (performance bias) All outcomes	Unclear risk	No information on blinding
Blinding of outcome assessment (detection bias) All outcomes	Unclear risk	No information on blinding
Incomplete outcome data (attrition bias) All outcomes	Low risk	22% dropout but well balanced across groups
Selective reporting (reporting bias)	Low risk	No protocol available but no hint of selective reporting
Other bias	High risk	Large baseline differences between groups

Methods	Randomised controlled trial
Participants	Women with diagnosed stage II-III breast cancer undergoing radiotherapy during the study period Recruited from 3 cancer hospitals in India Mean age 44.0 years N = 68
Interventions	<ul style="list-style-type: none"> • Integrated yoga programme (yoga postures, deep relaxation, breathing techniques, meditation, guided imagery, group awareness), 6 weeks, frequency not reported, 90 minutes per session • Supportive counselling and advice to take light exercise, 6 weeks, frequency and duration not reported
Outcomes	Anxiety (Hospital Anxiety and Depression Scale) at week 6 Depression (Hospital Anxiety and Depression Scale) at week 6
Notes	Intervention intensity not reported

Risk of bias

Bias	Authors' judgement	Support for judgement
Random sequence generation (selection bias)	Low risk	"Randomization was performed using a computer-generated random number table [...]"
Allocation concealment (selection bias)	Low risk	"[...] random number table with group assignments that was sent to the clinics [...], which was used sequentially to order group assignments during recruitment. The order of randomization was verified with the hospital date of admission records for radiotherapy at intervals to make sure that field personnel had not altered the sequence of randomization to suit allocation of consenting participants into the 2 study arms."
Blinding of participants and personnel (performance bias) All outcomes	Unclear risk	No information on blinding
Blinding of outcome assessment (detection bias) All outcomes	Unclear risk	No information on blinding of patient-reported outcomes
Incomplete outcome data (attrition bias) All outcomes	High risk	30% dropout in control group, no dropout in yoga group
Selective reporting (reporting bias)	Low risk	No protocol available but no hint of selective reporting
Other bias	Low risk	No hint of other bias

Bernardi 2013

Methods	Randomised controlled trial
Participants	Women with diagnosed non-metastatic breast cancer post mastectomy Recruited from outpatient service of a clinical hospital Mean age 51.3 years N = 45
Interventions	<ul style="list-style-type: none"> • Individually applied yoga (yoga postures, breathing techniques, meditation), 6 yoga sessions, 45 minutes per session • No treatment for 6 weeks
Outcomes	Anxiety (State-Trait Anxiety Inventory) at week ? (2 weeks post intervention)
Notes	Qualitative interview after each yoga session Study authors were contacted for unpublished data, but no such data were used

Risk of bias

Bias	Authors' judgement	Support for judgement
Random sequence generation (selection bias)	Low risk	"Lottery randomization"
Allocation concealment (selection bias)	Unclear risk	No information on allocation concealment
Blinding of participants and personnel (performance bias) All outcomes	Unclear risk	No information on blinding
Blinding of outcome assessment (detection bias) All outcomes	Unclear risk	No information on blinding
Incomplete outcome data (attrition bias) All outcomes	Unclear risk	No information on attrition
Selective reporting (reporting bias)	Low risk	No protocol available but no hint of selective reporting
Other bias	Low risk	No hint of other bias

Bower 2012

Methods	Randomised controlled trial
Participants	Women with diagnosed stage 0-II breast cancer with persistent post-treatment fatigue who had completed local and/or adjuvant cancer therapy Recruited through tumour registry mailings, newspaper advertisements and flyers Mean age 53.9 years N = 31

Interventions	<ul style="list-style-type: none"> • Iyengar yoga (postures, breathing techniques), 12 weeks, twice weekly for 90 minutes • Health education, 12 weeks, once weekly for 120 minutes
Outcomes	<p>Health-related quality of life (Medical Outcomes Study 36-item short-form health survey vitality scale) at weeks 12 to 14 and week 24</p> <p>Depression (Beck Depression Inventory-II) at weeks 12 to 14 and week 24</p> <p>Fatigue (Fatigue Symptom Inventory; Multidimensional Fatigue Symptom Inventory vigour subscale) at weeks 12 to 14 and week 24</p> <p>Subjective Sleep Quality (Pittsburgh Sleep Quality Index) at weeks 12 to 14 and week 24</p> <p>Safety (intervention-related adverse events)</p>
Notes	

Risk of bias

Bias	Authors' judgement	Support for judgement
Random sequence generation (selection bias)	Low risk	"The allocation sequence was generated independently by the study statistician (R.O.) and was concealed in opaque envelopes."
Allocation concealment (selection bias)	Low risk	"The allocation sequence was generated independently by the study statistician (R.O.) and was concealed in opaque envelopes."
Blinding of participants and personnel (performance bias) All outcomes	Low risk	<p>"On a 7-point Likert scale ranging from 0 (not at all effective) to 6 (very effective), the mean score was 3.86 for the yoga group and 3.2 for the health education group (P = .33)."</p> <p>"[...] participants unavoidably are aware of the treatment that they receive. We attempted to minimize the impact of pre-existing beliefs and expectations on study outcomes by informing participants that we were testing 2 different treatments for cancer-related fatigue, each of which presumably was effective. This presentation appeared to have been successful, because both groups had similar, positive expectations about the efficacy of the treatment to which they had been assigned."</p>
Blinding of outcome assessment (detection bias) All outcomes	Unclear risk	<p>"Outcomes assessors for the performance tasks were blinded to group assignment, and all were trained in standardized testing procedures."</p> <p>No information on blinding of patient-reported outcomes</p>
Incomplete outcome data (attrition bias) All outcomes	Low risk	12.5% dropouts in the yoga group, none in the control group; intention-to-treat analysis

Bower 2012 (Continued)

Selective reporting (reporting bias)	Low risk	No protocol available but no hint of selective reporting. Reported outcomes comparable with pilot trial
Other bias	Low risk	No hint of other bias

Carson 2009

Methods	Randomised controlled trial
Participants	Women with diagnosed stage IA-IIB breast cancer at least 2 years before the start of the study, experiencing hot flashes and currently not receiving chemotherapy or taking hormone replacement therapy Recruited from Duke University Medical Center Breast Oncology Mean age 54.4 years N = 37
Interventions	<ul style="list-style-type: none"> • Yoga of Awareness (yoga postures, breathing techniques, meditation, study of pertinent topics, group discussion), 8 weeks, once weekly for 120 minutes • Wait-list, no treatment for 8 weeks
Outcomes	Fatigue (daily diary) weeks 7-8 and week 20
Notes	

Risk of bias

Bias	Authors' judgement	Support for judgement
Random sequence generation (selection bias)	Low risk	"Randomization assignments were generated by an individual not involved in the study using a random number table."
Allocation concealment (selection bias)	Low risk	"Assignments were concealed in envelopes that were not opened until patients had completed their baseline assessment."
Blinding of participants and personnel (performance bias) All outcomes	Unclear risk	No information on blinding of participants and personnel
Blinding of outcome assessment (detection bias) All outcomes	Low risk	<p>"The research assistant collecting assessment data was kept blind with regard to patient condition assignments."</p> <p>"Diary data was collected via an interactive telephone voice system."</p>
Incomplete outcome data (attrition bias) All outcomes	Low risk	24% dropout in the yoga group and 15% in the control group; intention-to-treat analysis

Carson 2009 (Continued)

Selective reporting (reporting bias)	Low risk	No protocol available but no hint of selective reporting
Other bias	Low risk	No hint of other bias

Chakrabarty 2015

Methods	Randomised controlled trial
Participants	Women with diagnosed stage I-III breast cancer undergoing daily adjuvant radiation therapy for 6 weeks after completing surgery and chemotherapy Recruited from a cancer hospital and research centre Mean age 43.6 years N = 160
Interventions	<ul style="list-style-type: none"> • Pranayama (breathing techniques), 6 weeks, twice daily, 5 days a week for 20 minutes • Routine care for 6 weeks
Outcomes	Fatigue (Cancer Fatigue Scale), week 6
Notes	Cancer Fatigue Scale prepared by researchers; validation study not published Unpublished means and standard deviations for Cancer Fatigue Scale were provided by study authors upon request

Risk of bias

Bias	Authors' judgement	Support for judgement
Random sequence generation (selection bias)	Low risk	Block randomisation
Allocation concealment (selection bias)	Low risk	Concealed numbered envelopes
Blinding of participants and personnel (performance bias) All outcomes	Unclear risk	No information on blinding
Blinding of outcome assessment (detection bias) All outcomes	Unclear risk	Insufficient information on blinding
Incomplete outcome data (attrition bias) All outcomes	Low risk	No attrition
Selective reporting (reporting bias)	Unclear risk	Cancer Fatigue Scale prepared by researchers; validation study not published

Chakrabarty 2015 (Continued)

Other bias	Unclear risk	Cancer Fatigue Scale prepared by researchers; validation study not published
------------	--------------	--

Chandwani 2010

Methods	Randomised controlled trial using minimisation
Participants	Women with diagnosed stage 0-III breast cancer undergoing radiotherapy during the study period Recruited from The University of Texas M.D. Anderson Cancer Center Mean age not reported N = 81
Interventions	<ul style="list-style-type: none"> • Yoga based on Patanjali's yoga sutras (yoga postures, deep relaxation, breath control, meditation), 6 weeks, twice weekly for 60 minutes • Wait-list, no treatment
Outcomes	Health-related quality of life (Medical Outcomes Study 36-item short-form health survey) at week 7 and week 18 Depression (Center for Epidemiologic Studies Depression Scale) at week 7 and week 18 Anxiety (Spielberger State/Trait Anxiety Inventory) at week 7 and week 18 Fatigue (Brief Fatigue Inventory) at week 7 and week 18 Sleep disturbances (Pittsburgh Sleep Quality Index) at week 7 and week 18
Notes	

Risk of bias

Bias	Authors' judgement	Support for judgement
Random sequence generation (selection bias)	Low risk	"Participants were then randomly assigned to either the YG or the WL control group by use of minimization, a form of adaptive randomization described previously."
Allocation concealment (selection bias)	Unclear risk	No information on allocation concealment
Blinding of participants and personnel (performance bias) All outcomes	Unclear risk	No information on blinding
Blinding of outcome assessment (detection bias) All outcomes	Unclear risk	No information on blinding
Incomplete outcome data (attrition bias) All outcomes	Unclear risk	10% dropout in the yoga group and 0% in the control group; intention-to-treat analysis

Chandwani 2010 (Continued)

Selective reporting (reporting bias)	Low risk	No protocol available but no hint of selective reporting
Other bias	Low risk	No hint of other bias

Chandwani 2014

Methods	Randomised controlled trial using adaptive randomisation
Participants	Women with diagnosed stage 0-III breast cancer undergoing daily radiotherapy for 6 weeks Recruited from The University of Texas M.D. Anderson Cancer Center Mean age 51.9 years N = 178
Interventions	<ul style="list-style-type: none"> • Integrated yoga programme (yoga postures, breath control, meditation), 6 weeks, 3 times weekly for 60 minutes • Exercise (mainly stretching), 6 weeks, 3 times weekly for 60 minutes • Wait-list, usual care
Outcomes	Health-related quality of life (Medical Outcomes Study 36-item short-form health survey) at week 6, week 19, week 12 and week 30 Depression (Center for Epidemiologic Studies Depression Scale) at week 6, week 19, week 12 and week 30 Fatigue (Brief Fatigue Inventory) at week 6, week 19, week 12 and week 30 Sleep disturbances (Pittsburgh Sleep Quality Index) at week 6, week 19, week 12 and week 30
Notes	

Risk of bias

Bias	Authors' judgement	Support for judgement
Random sequence generation (selection bias)	Low risk	Adaptive randomisation, according to age, stage of disease, time since diagnosis, type of surgery and chemotherapy (adjuvant/neoadjuvant)
Allocation concealment (selection bias)	Unclear risk	Insufficient information on allocation concealment
Blinding of participants and personnel (performance bias) All outcomes	Unclear risk	No information on blinding
Blinding of outcome assessment (detection bias)	Unclear risk	No information on blinding

Chandwani 2014 (Continued)

All outcomes		
Incomplete outcome data (attrition bias) All outcomes	Low risk	Post-treatment dropout rate 16.3%. Missing outcome data balanced in numbers across groups, no differences between patients with and without missing data on the basis of medical, demographic or baseline outcomes
Selective reporting (reporting bias)	Low risk	No protocol available but no hint of selective reporting
Other bias	Low risk	No hint of other bias

Cramer 2015

Methods	Randomised controlled trial	
Participants	Women with diagnosed stage I-III breast cancer with menopausal symptoms who had completed surgical, radiotherapeutic and/or chemotherapeutic treatment Recruited from a Department of Gynecology Certified Breast Center Mean age 49.2 years N = 40	
Interventions	<ul style="list-style-type: none">• Traditional Hatha yoga based on the teachings of Sivananda Saraswati (yoga postures, breathing techniques, meditation), 12 weeks, once weekly for 90 minutes• Wait-list, usual care	
Outcomes	Health-related quality of life (Functional Assessment of Cancer Therapy - Breast) at week 12 and week 24 Depression (Hospital Anxiety and Depression Scale) at week 12 and week 24 Anxiety (Hospital Anxiety and Depression Scale) at week 12 and week 24 Fatigue (Functional Assessment of Chronic Illness Therapy - Fatigue) at week 12 and week 24 Safety (adverse events) at week 12 and week 24	
Notes		
<i>Risk of bias</i>		
Bias	Authors' judgement	Support for judgement
Random sequence generation (selection bias)	Low risk	“block randomization with randomly varying block lengths, which were stratified by the intake of anti-oestrogen medication during the study period (2 strata: no intake and intake). The randomization list was created by a biometrician who was not involved in patient recruitment or assessment using the Random Allocation Software.”

Cramer 2015 (Continued)

Allocation concealment (selection bias)	Low risk	“The randomization list was password-secured and no individual other than the biometrician was able to access it.” “Sealed, sequentially numbered envelopes containing the treatment assignments. After obtaining written informed consent and baseline assessment, the study physician opened the lowest numbered envelope to reveal that patient’s assignment.”
Blinding of participants and personnel (performance bias) All outcomes	High risk	“Participants were not blinded to the allocated intervention.”
Blinding of outcome assessment (detection bias) All outcomes	Unclear risk	No information on blinding of outcome assessment
Incomplete outcome data (attrition bias) All outcomes	Low risk	No dropouts
Selective reporting (reporting bias)	Low risk	Study protocol registered before patient recruitment. All of the study’s prespecified (primary and secondary) outcomes were reported in the prespecified way
Other bias	Low risk	No hint of other bias

Danhauer 2009

Methods	Randomised controlled trial
Participants	Women with diagnosed breast cancer (any stage) 2-24 months post surgery or recurrence of breast cancer within past 24 months Recruited from Breast Care Center in the Comprehensive Cancer Center of Wake Forest University Mean age 55.8 years N = 44
Interventions	<ul style="list-style-type: none"> • Restorative yoga (yoga postures, breathing techniques, deep relaxation, meditation), 10 weeks, once weekly for 75 minutes • Wait-list, no treatment
Outcomes	Health-related quality of life (Functional Assessment of Cancer Therapy - Breast Cancer; Functional Assessment of Chronic Illness Therapy - Spiritual Well-Being; Medical Outcomes Study 12-item short-form health survey) at week 10 Depression (Center for Epidemiologic Studies Depression Scale) at week 10 Fatigue (Functional Assessment of Cancer Therapy - Fatigue) at week 10 Sleep disturbances (Pittsburgh Sleep Quality Index) at week 10 Safety (adverse events)

Notes		
<i>Risk of bias</i>		
Bias	Authors' judgement	Support for judgement
Random sequence generation (selection bias)	Unclear risk	"Women were randomized to the RY group or a waitlist control group."
Allocation concealment (selection bias)	Unclear risk	"Women were randomized to the RY group or a waitlist control group."
Blinding of participants and personnel (performance bias) All outcomes	Unclear risk	No information on blinding
Blinding of outcome assessment (detection bias) All outcomes	Unclear risk	No information on blinding
Incomplete outcome data (attrition bias) All outcomes	Low risk	40% dropout in yoga group and 36% dropout in control group; intention-to-treat analysis
Selective reporting (reporting bias)	Low risk	No protocol available but no hint of selective reporting
Other bias	Low risk	No hint of other bias

Kiecolt-Glaser 2014

Methods	Randomised controlled trial
Participants	Women with diagnosed stage 0-III breast cancer at least 2 months after completion of surgery and adjuvant treatment (except for aromatase inhibitors or tamoxifen) Recruited from clinical research centre Mean age 51.6 years N = 200
Interventions	<ul style="list-style-type: none"> • Hatha yoga (yoga postures, breathing techniques), 12 weeks, twice a week for 90 minutes • Wait-list, no treatment
Outcomes	Health-related quality of life (Medical Outcomes Study 36-item-short-form health survey) at week 12 Depression (Center for Epidemiological Studies Depression Scale) at week 12 Fatigue (Multidimensional Fatigue Symptom Inventory-Short Form) at week 12 Sleep quality (Pittsburgh Sleep Quality Index) at week 12 Safety (adverse events) at week 12

Notes	Duplicate publications separately reported different outcomes of the same trial	
<i>Risk of bias</i>		
Bias	Authors' judgement	Support for judgement
Random sequence generation (selection bias)	Low risk	“The data manager stratified participants by cancer stage (0 v I v II and IIIA) as well as radiation therapy received or not, and then used an online randomization program to obtain the block randomization sequence (six per block) for assignment to yoga or control within strata.”
Allocation concealment (selection bias)	Low risk	“The data manager had no participant contact.”
Blinding of participants and personnel (performance bias) All outcomes	High risk	Participants were told to not mention their group assignment to study personnel Personnel were blinded but participants were not.
Blinding of outcome assessment (detection bias) All outcomes	Low risk	“The data manager had no participant contact.” Participants were told to not mention their group assignment to study personnel during their post-treatment assessments; questionnaires were administered via computer
Incomplete outcome data (attrition bias) All outcomes	Low risk	4% attrition in yoga group, 10% in control group
Selective reporting (reporting bias)	Unclear risk	Study protocol registered. Several reported outcome parameters not listed in study protocol. Duplicate publications separately reported different outcomes of the same trial
Other bias	Low risk	No hint of other bias

Kovacic 2013

Methods	Randomised controlled trial using Latin Square randomisations
Participants	Women with diagnosed stage I-II breast cancer receiving multi-modal therapy (surgery, radiotherapy, chemotherapy) Recruited from the Institute for Oncology Ljubljana Mean age not reported N = 32
Interventions	<ul style="list-style-type: none"> Yoga in Daily Life® System (yoga postures, breathing techniques, deep relaxation, progressive muscle relaxation, meditation), 1 week, once daily for 45 minutes combined with standard physiotherapy Standard physiotherapy

Outcomes	Anxiety (Spielberger’s State-Trait Anxiety Inventory) at week 2 and week 5	
Notes	Duplicate publications separately reported different outcomes of the same trial	
<i>Risk of bias</i>		
Bias	Authors’ judgement	Support for judgement
Random sequence generation (selection bias)	Low risk	“The Latin Square randomization method was used in the study. Stratifying factors were type of surgery, severity and stage of breast cancer, and socio-demographic characteristics (age, marital status, employment status, education). Baseline values between experimental and control group regarding stratifying factors were successfully equalized.” “A randomization list was prepared by the independent statistician using the random permuted blocks. This technique has ensured that equal numbers of patients within each stratum were randomized to each intervention (restricted stratified randomization).”
Allocation concealment (selection bias)	Low risk	No information on allocation concealment
Blinding of participants and personnel (performance bias) All outcomes	High risk	“[...] patient blinding was impossible [...]”
Blinding of outcome assessment (detection bias) All outcomes	Low risk	“Outcome measures were obtained by blinded assessors [...].”
Incomplete outcome data (attrition bias) All outcomes	Unclear risk	No information on attrition
Selective reporting (reporting bias)	High risk	Duplicate publications separately reported different outcomes of the same trial
Other bias	Low risk	No hint of other bias

Littman 2012

Methods	Randomised controlled trial	
Participants	Overweight or obese women with diagnosed stage 0-III breast cancer at least 3 months post treatment (with the exception of antihormonal treatment) Recruited via oncologist referrals, advertising, announcements, a website and direct mailings to interested women Mean age 60.6 years N = 63	
Interventions	<ul style="list-style-type: none">• Viniyoga (yoga postures, breathing techniques, deep relaxation, meditation), 6 months, 1 to 3 times a week for 75 minutes• Wait-list, no treatment for 6 months	
Outcomes	Health-related quality of life (Functional Assessment of Cancer Therapy - General) at week 48 Fatigue (Functional Assessment of Chronic Illness Therapy - Fatigue) at week 48	
Notes		
<i>Risk of bias</i>		
Bias	Authors' judgement	Support for judgement
Random sequence generation (selection bias)	Low risk	“Eligible women were block randomized to the intervention or a waitlist control group on age (three strata: 21-49, 50-69, and 70-75 years), stage (two strata: 0/I and II/III), and BMI (two strata: 24-29.9 and ≥ 30 kg/m ²) to assure comparability in the two groups.”
Allocation concealment (selection bias)	Unclear risk	No information on allocation concealment
Blinding of participants and personnel (performance bias) All outcomes	Unclear risk	No information on blinding of participants and personnel
Blinding of outcome assessment (detection bias) All outcomes	High risk	“[...] due to the pilot nature of the study and limited funding, we were unable to blind assessors to group assignment.”
Incomplete outcome data (attrition bias) All outcomes	Low risk	16% dropout in yoga group and 13% dropout in control group within 12 months; intention-to-treat analysis
Selective reporting (reporting bias)	Low risk	No protocol available but no hint of selective reporting
Other bias	Low risk	No hint of other bias

Loudon 2014

Methods	Randomised controlled trial	
Participants	Women with diagnosed breast cancer and stage I unilateral secondary lymphoedema of the arm Recruited from community health centres Mean age 57.7 years N = 23	
Interventions	<ul style="list-style-type: none">• Satyananda yoga (yoga postures, breathing techniques, relaxation techniques, meditation), 8 weeks, once weekly for 90 minutes• Wait-list, usual care for 8 weeks	
Outcomes	Health-related quality of life (Lymphoedema Quality of Life Tool) at week 8 and week 12 Fatigue (Visual Analogue Scale) at week 8 and week 12	
Notes	Other outcome measures related to lymphoedema	
<i>Risk of bias</i>		
Bias	Authors' judgement	Support for judgement
Random sequence generation (selection bias)	Low risk	Randomisation was conducted by a person not associated with the trial by a computer-generated random number system
Allocation concealment (selection bias)	Low risk	Participants received notification of their group allocation in sealed envelopes after baseline testing
Blinding of participants and personnel (performance bias) All outcomes	Unclear risk	No information on blinding of participants and personnel
Blinding of outcome assessment (detection bias) All outcomes	Low risk	Researchers blinded to group allocation and previous results
Incomplete outcome data (attrition bias) All outcomes	Low risk	20% dropout in yoga group, 15% dropout in control group at week 8
Selective reporting (reporting bias)	High risk	Results differ compared with study protocol. Quality of life changed from primary to secondary outcome. 4-week measurements no longer mentioned, not all outcomes reported
Other bias	High risk	Small sample size; original sample size calculation: 19 participants per group necessary. From Mixed-Methods Study (Protocol) to Pilot Study

Methods	Randomised controlled trial	
Participants	Women with diagnosed stage I-III breast cancer undergoing cytotoxic (neo)adjuvant or endocrine adjuvant treatment Recruited from a University Hospital's Interdisciplinary Breast Center Mean age 51.2 years N = 119	
Interventions	<ul style="list-style-type: none">• Iyengar yoga (yoga postures, breathing techniques), 12 weeks, once weekly for 20 minutes• Physical exercise, 12 weeks, once weekly for 20 minutes	
Outcomes	Health-related quality of life (European Organisation of Research and Treatment of Cancer QLQ-30) at week 12 and week 24 Fatigue (EORTC QLQ-C30 Fatigue Symptom Scale; 15-item Cancer Fatigue Scale (CFS-D)) at week 12 and week 24	
Notes		
<i>Risk of bias</i>		
Bias	Authors' judgement	Support for judgement
Random sequence generation (selection bias)	Unclear risk	“Participants were randomized to one of the two intervention groups.” No information on procedure of randomisation
Allocation concealment (selection bias)	Unclear risk	No information on allocation concealment
Blinding of participants and personnel (performance bias) All outcomes	Unclear risk	No information on blinding
Blinding of outcome assessment (detection bias) All outcomes	Unclear risk	No information on blinding
Incomplete outcome data (attrition bias) All outcomes	Unclear risk	“Three patients dropped out at t1 and finally 54 patients at t2 (59%). Reasons could not be documented clearly.” Sample size was not large enough to compensate for drop-outs.
Selective reporting (reporting bias)	Low risk	No protocol available but no hint of selective reporting
Other bias	Unclear risk	“The number of lessons varied from 5 to 12, and the lapse of time, in between the patients performed, varied from 6 weeks to 25 weeks. This variation was not considered in the analysis.” Intervention period and compliance unclear

Moadel 2007

Methods	Randomised controlled trial using minimisation
Participants	Women with diagnosed stage I-III breast cancer within the previous 5 years Recruited from a university medical centre and from private clinics Mean age 54.8 years N = 164
Interventions	<ul style="list-style-type: none"> Hatha yoga (yoga postures, breathing techniques, meditation), 12 weeks, once weekly for 90 minutes Wait-list, no treatment
Outcomes	Health-related quality of life (Functional Assessment of Cancer Therapy - Breast Cancer; Functional Assessment of Chronic Illness Therapy - Spiritual Well-Being) at week 4, week 12 and week 24 Anxiety (Distressed Mood Index) at week 4, week 12 and week 24 Fatigue (Functional Assessment of Chronic Illness Therapy - Fatigue) at week 4, week 12 and week 24
Notes	Outcomes at week 24 not reported

Risk of bias

Bias	Authors' judgement	Support for judgement
Random sequence generation (selection bias)	Unclear risk	<p>"Random assignment was in a 2:1 ratio to intervention or control after stratification by treatment (chemotherapy or antiestrogen therapy)."</p> <p>"After acquisition of written informed consent and the baseline assessment, patients were randomly assigned to start classes either immediately or in 3 months."</p>
Allocation concealment (selection bias)	Unclear risk	No information on allocation concealment
Blinding of participants and personnel (performance bias) All outcomes	Unclear risk	No information on blinding
Blinding of outcome assessment (detection bias) All outcomes	Unclear risk	No information on blinding
Incomplete outcome data (attrition bias) All outcomes	Low risk	22% dropout in yoga group and 21% dropout in control group; intention-to-treat analysis
Selective reporting (reporting bias)	Low risk	No protocol available but no hint of selective reporting

Moadel 2007 (Continued)

Other bias	Low risk	No hint of other bias
------------	----------	-----------------------

Mustian 2013

Methods	Randomised controlled trial
Participants	Women with diagnosed non-metastatic breast cancer between 2 and 24 months after surgery, chemotherapy and/or radiation with sleep disturbances Recruited from Community Clinical Oncology Program (CCOP) clinics and through the use of flyers in communities Mean age 54.1 years N = 309
Interventions	<ul style="list-style-type: none"> • Yoga for Cancer Survivors (YOCAS) programme (yoga postures, breathing techniques, meditation), 4 weeks, twice weekly for 75 minutes • Wait-list, no treatment
Outcomes	Sleep disturbances (Pittsburgh Sleep Quality Index) at week 4 Safety (adverse events) at week 4
Notes	Subgroup analysis for women with diagnosed breast cancer was derived from a study on patients with mixed cancer sites; unpublished sample size, means and standard deviations for Pittsburgh Sleep Quality Index were provided by study authors upon request

Risk of bias

Bias	Authors' judgement	Support for judgement
Random sequence generation (selection bias)	Low risk	"Survivors were recruited in cohorts (n = 20 to 30), stratified by sex and baseline sleep disturbance (two levels...) and randomly assigned to both groups at each CCOP. Group assignment was determined by a computer-generated random numbers table in blocks of two and an allocation ratio of 1:1."
Allocation concealment (selection bias)	Low risk	"Allocation was concealed from coordinators until after they registered the participants by using a computerized Web site that generated an e-mail to the research base and CCOP site."
Blinding of participants and personnel (performance bias) All outcomes	High risk	"Participants received their allocation assignment after completing baseline assessments."
Blinding of outcome assessment (detection bias) All outcomes	Low risk	"The study primary investigator and biostatistician were blinded to allocation."

Mustian 2013 (Continued)

Incomplete outcome data (attrition bias) All outcomes	Low risk	22% of enrolled participants were lost to follow-up and/or did not provide fully evaluable data; intention-to-treat analysis
Selective reporting (reporting bias)	High risk	Published substudy with additional questionnaires that were not mentioned in the original study protocol
Other bias	Low risk	No hint of other bias

Pruthi 2012

Methods	Randomised controlled trial
Participants	Women with diagnosed non-metastatic breast cancer without metastasis Recruited from an academic medical centre breast clinic Mean age 56.5 years N = 30
Interventions	<ul style="list-style-type: none"> Individual yoga sessions (yoga postures, breathing techniques), 3 weeks, once weekly for 60 minutes, followed by group yoga sessions (yoga postures, breathing techniques), 8 weeks, once weekly for 60 minutes (total of 11 weeks) Wait-list, usual care for 11 weeks
Outcomes	Health-related quality of life (Functional Assessment of Cancer Treatment - Breast Cancer) at week 12 Depression (Profile of Mood States - Short Form) at week 12 Anxiety (Profile of Mood States - Short Form) at week 12 Fatigue (Brief Fatigue Inventory, Profile of Mood States - Short Form) at week 12
Notes	Unpublished means and standard deviations for the Functional Assessment of Cancer Treatment - Breast Cancer and the Profile of Mood States - Short Form were provided by study authors upon request

Risk of bias

Bias	Authors' judgement	Support for judgement
Random sequence generation (selection bias)	Unclear risk	No information on methods of random sequence generation
Allocation concealment (selection bias)	Unclear risk	No information on allocation concealment
Blinding of participants and personnel (performance bias) All outcomes	Unclear risk	No information on blinding

Pruthi 2012 (Continued)

Blinding of outcome assessment (detection bias) All outcomes	Unclear risk	No information on blinding
Incomplete outcome data (attrition bias) All outcomes	Low risk	Balanced numbers of dropouts in both groups
Selective reporting (reporting bias)	Low risk	No protocol available but no hint of selective reporting
Other bias	Low risk	No hint of other bias

Raghavendra 2007

Methods	Randomised controlled trial
Participants	Women with diagnosed stage II-III operable breast cancer undergoing adjuvant chemotherapy during the study period Recruited from the Bangalore Institute of Oncology Mean age not reported N = 98
Interventions	<ul style="list-style-type: none"> • Integrated yoga programme (yoga postures, breathing techniques, relaxation with imagery, chanting), programme length not reported, 30 minutes 4 times, 60 minutes every 10 days • Brief supportive therapy, programme length not reported, 60 minutes once, 30 minutes every 10 days
Outcomes	Health-related quality of life (Functional Living Index - Cancer) Depression (Beck Depression Inventory) Anxiety (Spielberger State/Trait Anxiety Inventory)
Notes	Subgroup analyses were published separately. Time frame of outcome assessment was not reported.

Risk of bias

Bias	Authors' judgement	Support for judgement
Random sequence generation (selection bias)	Low risk	"Subjects [...] were randomly allocated to receive either one of these interventions prior to their primary treatment or surgery, using random numbers generated by a random number table."
Allocation concealment (selection bias)	Low risk	"Randomization was performed using opaque envelopes with group assignments. The envelopes were opened sequentially in the order of assignment during recruitment, with the names and registration numbers of the participants written on the covers. The order of randomization

Raghavendra 2007 (Continued)

		was verified with the hospital date of admission records for surgery at study intervals to make sure that field personnel had not altered the sequence of randomization to suit the allocation of consenting participants into two study arms.”
Blinding of participants and personnel (performance bias) All outcomes	Unclear risk	No information on blinding
Blinding of outcome assessment (detection bias) All outcomes	Unclear risk	No information on blinding
Incomplete outcome data (attrition bias) All outcomes	High risk	43% dropout in the yoga group and 30% dropout in the control group
Selective reporting (reporting bias)	Low risk	No protocol available but no hint of selective reporting
Other bias	High risk	Time frame of outcome assessment was not reported. Participants were excluded if they did not receive their prescribed chemotherapy cycles. The number of randomised participants in each group was not reported

Siedentopf 2013

Methods	Randomised controlled trial	
Participants	Women with diagnosed breast cancer in the immediate postoperative phase Recruited from a hospital breast centre Mean age 57.0 years N = 93	
Interventions	<ul style="list-style-type: none">• Gitananda yoga and viniyoga (yoga postures, breathing techniques, relaxation techniques), 5 weeks, twice weekly for 75 minutes• Wait-list, usual care for 5 weeks	
Outcomes	Health-related quality of life (European Organisation of Research and Treatment of Cancer QLQ-30 and QLQ-BR23) at week 5 and week 17	
Notes	Study authors were contacted for unpublished data, but no such data were used	
<i>Risk of bias</i>		
Bias	Authors' judgement	Support for judgement
Random sequence generation (selection bias)	Low risk	Lottery randomisation process

Siedentopf 2013 (Continued)

Allocation concealment (selection bias)	Low risk	“sealed envelopes”
Blinding of participants and personnel (performance bias) All outcomes	Unclear risk	No information on blinding
Blinding of outcome assessment (detection bias) All outcomes	Unclear risk	No information on blinding
Incomplete outcome data (attrition bias) All outcomes	High risk	Missing outcome data balanced in numbers across groups with high dropout (16 in IG, 16 in WG, total of 32.3%) ; no intention-to-treat analysis
Selective reporting (reporting bias)	Low risk	No protocol available but no hint of selective reporting
Other bias	Low risk	No hint of other bias

Taso 2014

Methods	Randomised controlled trial
Participants	Women with diagnosed stage I-III breast cancer undergoing adjuvant chemotherapy Recruited from a medical centre Mean age 57.0 years N = 93
Interventions	<ul style="list-style-type: none"> Anusara yoga (yoga postures, breathing techniques, meditation), 8 weeks, twice weekly for 60 minutes Wait-list, usual care for 8 weeks
Outcomes	Depression (Profile of Mood States) at week 4, week 8 and week 12 Anxiety (Profile of Mood States) at week 4, week 8 and week 12 Fatigue (Brief Fatigue Inventory) at week 4, week 8 and week 12
Notes	Unpublished means and standard deviations for the Profile of Mood States were provided by study authors upon request

Risk of bias

Bias	Authors' judgement	Support for judgement
Random sequence generation (selection bias)	Low risk	“Computer-generated numbers were used to randomly assign...”
Allocation concealment (selection bias)	Low risk	“Randomization used opaque envelopes with group assignments, and personnel who had no involvement in the trial performed randomization. The envelopes were

Taso 2014 (Continued)

		opened sequentially in the order of assignment during recruitment, with the names and registration numbers of the participants written on the covers.”
Blinding of participants and personnel (performance bias) All outcomes	Unclear risk	“this study did not apply an ideal double-blind approach”
Blinding of outcome assessment (detection bias) All outcomes	Unclear risk	“this study did not apply an ideal double-blind approach”
Incomplete outcome data (attrition bias) All outcomes	Low risk	No attrition
Selective reporting (reporting bias)	Low risk	No protocol available but no hint of selective reporting
Other bias	Low risk	No hint of other bias

Vadiraja 2009

Methods	Randomised controlled trial	
Participants	Women with diagnosed stage II-III breast cancer undergoing radiotherapy during the study period Recruited from 2 comprehensive cancer care centres Mean age 47.2 years N = 88	
Interventions	<ul style="list-style-type: none">• Integrated yoga programme (yoga postures, breathing techniques, relaxation with imagery, meditation), 6 weeks, 60 minutes at least 3 times a week (18-24 sessions in total)• Brief supportive therapy, 6 weeks, 15 minutes every 10 days (3-4 sessions in total)	
Outcomes	Health-related quality of life (European Organisation for Research in the Treatment of Cancer - Quality of Life) at week 6 Anxiety (Hospital Anxiety and Depression Scale) at week 6 Depression (Hospital Anxiety and Depression Scale) at week 6 Fatigue (European Organisation for Research in the Treatment of Cancer - Quality of Life) at week 6 Insomnia (European Organisation for Research in the Treatment of Cancer - Quality of Life) at week 6	
Notes	Duplicate publications separately reported different outcomes of the same trial	
<i>Risk of bias</i>		
Bias	Authors' judgement	Support for judgement

Vadira 2009 (Continued)

Random sequence generation (selection bias)	Low risk	"[...] participants [...] were randomized, via computer-generated random numbers, to receive yoga (n = 44) or supportive therapy (n = 44) before intervention (prior to radiotherapy)."
Allocation concealment (selection bias)	Low risk	"Randomization was performed using opaque envelopes with group assignments. Personnel who had no part in the trial performed randomization. The envelopes were opened sequentially in the order of assignment during recruitment, with the names and registration numbers of the participants written on the covers. The order of randomization was verified with the hospital date of admission records for radiotherapy at study intervals to make sure that field personnel had not altered the sequence of randomization to suit the allocation of consenting participants into 2 study arms."
Blinding of participants and personnel (performance bias) All outcomes	High risk	"[...] it was not possible to mask the yoga intervention from the study participants."
Blinding of outcome assessment (detection bias) All outcomes	Unclear risk	No information on blinding of outcome assessment
Incomplete outcome data (attrition bias) All outcomes	High risk	5% dropout in yoga group and 25% dropout in control group
Selective reporting (reporting bias)	High risk	No protocol available. Duplicate publications separately reported different outcomes of the same trial. Complete outcome measures were not disclosed
Other bias	Low risk	No hint of other bias

Vardar 2015

Methods	Randomised controlled trial
Participants	Women with diagnosed unilateral non-metastatic breast cancer who had completed treatment at least 3 years before Recruited from a rehabilitation unit Mean age 48.6 years N = 52
Interventions	<ul style="list-style-type: none"> • Yoga (yoga postures, breathing techniques, meditation), 6 weeks, 3 times a week for 60 minutes plus aerobic exercise, 6 weeks, 3 times a week for 60 minutes • Aerobic exercise, 6 weeks, 3 times a week for 60 minutes

Outcomes	Health-related quality of life (European Organisation of Research and Treatment of Cancer QLQ-30) at week 6 Fatigue (Fatigue Severity Scale) at week 6 Insomnia (European Organisation of Research and Treatment of Cancer QLQ-30) at week 6
Notes	Power analysis was performed post hoc according to the primary outcome (6MWT) but revealed that the study had sufficient power (85%) to support our conclusions

Risk of bias

Bias	Authors' judgement	Support for judgement
Random sequence generation (selection bias)	Unclear risk	No information on random sequence generation
Allocation concealment (selection bias)	Low risk	"The randomization procedures were performed by an independent person who selected a random envelope from a box with sealed envelopes."
Blinding of participants and personnel (performance bias) All outcomes	Unclear risk	No information on blinding
Blinding of outcome assessment (detection bias) All outcomes	Unclear risk	No information on blinding
Incomplete outcome data (attrition bias) All outcomes	High risk	25% attrition in yoga group; 21% attrition in control group at end of week 6
Selective reporting (reporting bias)	Low risk	No protocol available but no hint of selective reporting
Other bias	Low risk	No hint of other bias

Wang 2014

Methods	Randomised controlled trial
Participants	Women with diagnosed breast cancer after first round of chemotherapy Recruited from a university hospital Mean age not reported N = 100
Interventions	<ul style="list-style-type: none"> • Yoga (yoga postures, relaxation), 4 months, 4 times a week for 50 minutes • Usual care for 4 months

Outcomes	Fatigue (Cancer Fatigue Scale) at week ? (second, fourth and sixth rounds of chemotherapy)	
Notes	Only Abstract in English (Chinese text read by PK)	
<i>Risk of bias</i>		
Bias	Authors' judgement	Support for judgement
Random sequence generation (selection bias)	Unclear risk	No information on random sequence generation
Allocation concealment (selection bias)	High risk	Use of a randomisation table; yoga group and control group were separated into 2 different parts of the hospital
Blinding of participants and personnel (performance bias) All outcomes	Unclear risk	No information on blinding
Blinding of outcome assessment (detection bias) All outcomes	Unclear risk	No information on blinding
Incomplete outcome data (attrition bias) All outcomes	Low risk	20% attrition in yoga group, 16% in control group
Selective reporting (reporting bias)	Low risk	No protocol available but no hint of selective reporting
Other bias	High risk	Cancer Fatigue Scale validated only in Japanese

6MWD: six-minute walking distance test.

EORTC QLQ-BR23: European Organisation for Research and Treatment of Cancer core quality of life questionnaire - breast cancer specific.

CCOP: Community Clinical Oncology Program.

CFS: Cancer Fatigue Scale.

EORTC QLQ: European Organisation for Research and Treatment of Cancer core quality of life questionnaire

IG: Intervention Group.

RY: Restorative Yoga.

WG: Waiting Group.

WL: Wait List.

YG: Yoga Group.

YOCAS: Yoga for Cancer Survivors.

Characteristics of excluded studies *[ordered by study ID]*

Study	Reason for exclusion
Blank 2005	No primary outcomes assessed
Kumar 2013	No primary outcomes assessed
Ojha 2012	Unclear whether any primary outcomes were assessed

Characteristics of studies awaiting assessment *[ordered by study ID]*

[Cohen 2015](#)

Methods	Randomised controlled trial
Participants	Women with diagnosed stage I-III breast cancer undergoing chemotherapy Mean age 49.5 years N = 249
Interventions	<ul style="list-style-type: none"> • Tibetan yoga (yoga postures, breathing techniques, meditation), 4-12 weeks, once weekly or once every 3 weeks for 90 minutes (total of 4 classes) • Stretching, 4-12 weeks, once weekly or once every 3 weeks for 90 minutes (total of 4 classes) • Usual care
Outcomes	Health-related quality of life (Functional Assessment of Cancer Therapy - Breast Cancer) at week 1, week 12 and week 24 Fatigue (Brief Fatigue Inventory) at week 1, week 12 and week 24 Sleep (Pittsburgh Sleep Quality Index) at week 1, week 12 and week 24
Notes	Published as conference abstract only

[Dominique 2010](#)

Methods	Randomised controlled trial
Participants	Women with diagnosed stage I-III breast cancer undergoing chemotherapy Mean age not reported N = 101
Interventions	<ul style="list-style-type: none"> • Yoga Bali method (yoga postures, breathing techniques, meditation, relaxation), 8 weeks, once weekly for 90 minutes • Wait-list, 8 weeks
Outcomes	Health-related quality of life (Quality of Life Systemic Inventory) at week ? Depression (Beck Depression Inventory) at week ?
Notes	Published as conference abstract only

Kumari 2015

Methods	Randomised controlled trial
Participants	Women with diagnosed stage I-III breast cancer undergoing chemotherapy Mean age not reported N = 207
Interventions	<ul style="list-style-type: none"> • Yoga (yoga postures, breathing techniques, meditation, relaxation), 6 weeks, 4 times a week • No adjunctive therapy, 6 weeks
Outcomes	Health-related quality of life (European Organisation of Research and Treatment of Cancer QLQ-30) at weeks 6, 10, 18 and 30
Notes	Published as conference abstract only

Luu 2014

Methods	Randomised controlled trial
Participants	Women with diagnosed breast cancer Mean age 51.3 years N = 38
Interventions	<ul style="list-style-type: none"> • Yoga, 60-minute classes for 12 weeks • ?, 12 weeks
Outcomes	Health-related quality of life (Functional Assessment of Cancer Therapy - Breast Cancer, Functional Assessment of Chronic Illness Therapy - Spiritual Well-Being) at week 12
Notes	Published as conference abstract only

Stan 2013

Methods	Randomised controlled trial
Participants	Women with diagnosed stage 0-II breast cancer 4 to 12 months post surgery who experienced fatigue Mean age not reported N = 70
Interventions	<ul style="list-style-type: none"> • Home-based DVD-based yoga • Home-based strengthening exercises
Outcomes	Health-related quality of life (Functional Assessment of Cancer Therapy - Breast Cancer) at week ? and week 24 Fatigue (Multidimensional Fatigue Symptom Inventory - Short Form) at week ? and week 24
Notes	Published as conference abstracts only

DATA AND ANALYSES

Comparison 1. Yoga versus no therapy

Outcome or subgroup title	No. of studies	No. of participants	Statistical method	Effect size
1 Health-related quality of life short-term	10	675	Std. Mean Difference (IV, Random, 95% CI)	0.22 [0.04, 0.40]
2 Health-related quality of life medium-term	2	146	Std. Mean Difference (IV, Random, 95% CI)	0.10 [-0.23, 0.42]
3 Depression short-term	7	496	Std. Mean Difference (IV, Random, 95% CI)	-0.13 [-0.31, 0.05]
4 Anxiety short-term	6	346	Std. Mean Difference (IV, Random, 95% CI)	-0.53 [-1.10, 0.04]
5 Fatigue short-term	11	883	Std. Mean Difference (IV, Random, 95% CI)	-0.48 [-0.75, -0.20]
6 Fatigue medium-term	2	146	Std. Mean Difference (IV, Random, 95% CI)	-0.04 [-0.36, 0.29]
7 Sleep disturbances short-term	6	657	Std. Mean Difference (IV, Random, 95% CI)	-0.25 [-0.40, -0.09]

Comparison 2. Yoga versus psychological interventions

Outcome or subgroup title	No. of studies	No. of participants	Statistical method	Effect size
1 Health-related quality of life short-term	2	153	Std. Mean Difference (IV, Random, 95% CI)	0.81 [-0.50, 2.12]
2 Depression short-term	4	226	Std. Mean Difference (IV, Random, 95% CI)	-2.29 [-3.97, -0.61]
3 Anxiety short-term	3	195	Std. Mean Difference (IV, Random, 95% CI)	-2.21 [-3.90, -0.52]
4 Fatigue short-term	2	106	Std. Mean Difference (IV, Random, 95% CI)	-0.90 [-1.31, -0.50]
5 Sleep disturbances short-term	2	119	Std. Mean Difference (IV, Random, 95% CI)	-0.21 [-0.76, 0.34]

Comparison 3. Yoga versus exercise

Outcome or subgroup title	No. of studies	No. of participants	Statistical method	Effect size
1 Health-related quality of life short-term	3	233	Std. Mean Difference (IV, Random, 95% CI)	-0.04 [-0.30, 0.23]
2 Fatigue short-term	3	233	Std. Mean Difference (IV, Random, 95% CI)	-0.21 [-0.66, 0.25]

Comparison 4. Yoga versus no therapy: subgroup analysis: current treatment status

Outcome or subgroup title	No. of studies	No. of participants	Statistical method	Effect size
1 Health-related quality of life short-term	7		Std. Mean Difference (IV, Random, 95% CI)	Subtotals only
1.1 Women undergoing active cancer treatment	2	155	Std. Mean Difference (IV, Random, 95% CI)	0.09 [-0.53, 0.71]
1.2 Women who have completed active cancer treatment	5	290	Std. Mean Difference (IV, Random, 95% CI)	0.36 [0.11, 0.60]
2 Health-related quality of life medium-term	2		Std. Mean Difference (IV, Random, 95% CI)	Subtotals only
2.1 Women undergoing active cancer treatment	1	89	Std. Mean Difference (IV, Random, 95% CI)	0.03 [-0.38, 0.45]
2.2 Women who have completed active cancer treatment	1	57	Std. Mean Difference (IV, Random, 95% CI)	0.20 [-0.32, 0.72]
3 Depression short-term	6		Std. Mean Difference (IV, Random, 95% CI)	Subtotals only
3.1 Women undergoing active cancer treatment	3	215	Std. Mean Difference (IV, Random, 95% CI)	-0.02 [-0.29, 0.24]
3.2 Women who have completed active treatment	3	253	Std. Mean Difference (IV, Random, 95% CI)	-0.21 [-0.49, 0.06]
4 Anxiety short-term	4		Std. Mean Difference (IV, Random, 95% CI)	Subtotals only
4.1 Women undergoing active cancer treatment	3	150	Std. Mean Difference (IV, Random, 95% CI)	-1.15 [-2.43, 0.13]
4.2 Women who have completed active treatment	1	40	Std. Mean Difference (IV, Random, 95% CI)	0.11 [-0.51, 0.73]
5 Fatigue short-term	9		Std. Mean Difference (IV, Random, 95% CI)	Subtotals only
5.1 Women undergoing active cancer treatment	5	460	Std. Mean Difference (IV, Random, 95% CI)	-0.68 [-1.18, -0.19]
5.2 Women who have completed active treatment	4	267	Std. Mean Difference (IV, Random, 95% CI)	-0.40 [-0.64, -0.15]
6 Fatigue medium-term	2		Std. Mean Difference (IV, Random, 95% CI)	Subtotals only
6.1 Women undergoing active cancer treatment	1	89	Std. Mean Difference (IV, Random, 95% CI)	0.08 [-0.33, 0.50]
6.2 Women who have completed active treatment	1	57	Std. Mean Difference (IV, Random, 95% CI)	-0.23 [-0.75, 0.29]
7 Sleep disturbances short-term	6		Std. Mean Difference (IV, Random, 95% CI)	Subtotals only
7.1 Women undergoing active cancer treatment	2	155	Std. Mean Difference (IV, Random, 95% CI)	-0.11 [-0.43, 0.20]
7.2 Women who have completed active treatment	4	502	Std. Mean Difference (IV, Random, 95% CI)	-0.29 [-0.46, -0.11]

Comparison 5. Yoga versus psychological interventions: subgroup analysis: current treatment status

Outcome or subgroup title	No. of studies	No. of participants	Statistical method	Effect size
1 Health-related quality of life short-term	2		Std. Mean Difference (IV, Random, 95% CI)	Subtotals only
1.1 Women undergoing active cancer treatment	2	153	Std. Mean Difference (IV, Random, 95% CI)	0.81 [-0.50, 2.12]
1.2 Women who have completed active treatment	0	0	Std. Mean Difference (IV, Random, 95% CI)	0.0 [0.0, 0.0]
2 Depression short-term	4		Std. Mean Difference (IV, Random, 95% CI)	Subtotals only
2.1 Women undergoing active cancer treatment	3	195	Std. Mean Difference (IV, Random, 95% CI)	-2.94 [-5.27, -0.60]
2.2 Women who have completed active treatment	1	31	Std. Mean Difference (IV, Random, 95% CI)	-0.59 [-1.31, 0.13]
3 Anxiety short-term	3		Std. Mean Difference (IV, Random, 95% CI)	Subtotals only
3.1 Women undergoing active cancer treatment	3	195	Std. Mean Difference (IV, Random, 95% CI)	-2.21 [-3.90, -0.52]
3.2 Women who have completed active treatment	0	0	Std. Mean Difference (IV, Random, 95% CI)	0.0 [0.0, 0.0]
4 Fatigue short-term	2		Std. Mean Difference (IV, Random, 95% CI)	Subtotals only
4.1 Women undergoing active cancer treatment	1	75	Std. Mean Difference (IV, Random, 95% CI)	-0.90 [-1.37, -0.42]
4.2 Women who have completed active treatment	1	31	Std. Mean Difference (IV, Random, 95% CI)	-0.93 [-1.67, -0.18]
5 Sleep disturbances short-term	2		Std. Mean Difference (IV, Random, 95% CI)	Subtotals only
5.1 Women undergoing active cancer treatment	1	88	Std. Mean Difference (IV, Random, 95% CI)	-0.43 [-0.85, -0.01]
5.2 Women who have completed active treatment	1	31	Std. Mean Difference (IV, Random, 95% CI)	0.15 [-0.55, 0.86]

Comparison 6. Yoga versus exercise: subgroup analysis: current treatment status

Outcome or subgroup title	No. of studies	No. of participants	Statistical method	Effect size
1 Health-related quality of life short-term	3		Std. Mean Difference (IV, Random, 95% CI)	Subtotals only
1.1 Women undergoing active cancer treatment	2	193	Std. Mean Difference (IV, Random, 95% CI)	-0.08 [-0.43, 0.27]
1.2 Women who have completed active treatment	1	40	Std. Mean Difference (IV, Random, 95% CI)	0.18 [-0.44, 0.80]
2 Fatigue short-term	3		Std. Mean Difference (IV, Random, 95% CI)	Subtotals only
2.1 Women undergoing active cancer treatment	2	193	Std. Mean Difference (IV, Random, 95% CI)	-0.06 [-0.55, 0.43]

2.2 Women who have completed active treatment	1	40	Std. Mean Difference (IV, Random, 95% CI)	-0.63 [-1.26, 0.01]
---	---	----	---	---------------------

Comparison 7. Yoga versus no therapy: subgroup analysis: time since diagnosis

Outcome or subgroup title	No. of studies	No. of participants	Statistical method	Effect size
1 Health-related quality of life short-term	6		Std. Mean Difference (IV, Random, 95% CI)	Subtotals only
1.1 ≤ 5 years	6	412	Std. Mean Difference (IV, Random, 95% CI)	0.16 [-0.06, 0.38]
1.2 > 5 years	0	0	Std. Mean Difference (IV, Random, 95% CI)	0.0 [0.0, 0.0]
2 Health-related quality of life medium-term	1		Std. Mean Difference (IV, Random, 95% CI)	Subtotals only
2.1 ≤ 5 years	1	89	Std. Mean Difference (IV, Random, 95% CI)	0.03 [-0.38, 0.45]
2.2 > 5 years	0	0	Std. Mean Difference (IV, Random, 95% CI)	0.0 [0.0, 0.0]
3 Depression short-term	5		Std. Mean Difference (IV, Random, 95% CI)	Subtotals only
3.1 ≤ 5 years	5	270	Std. Mean Difference (IV, Random, 95% CI)	-0.12 [-0.38, 0.14]
3.2 > 5 years	0	0	Std. Mean Difference (IV, Random, 95% CI)	0.0 [0.0, 0.0]
4 Anxiety short-term	5		Std. Mean Difference (IV, Random, 95% CI)	Subtotals only
4.1 ≤ 5 years	5	306	Std. Mean Difference (IV, Random, 95% CI)	-0.67 [-1.34, -0.01]
4.2 > 5 years	0	0	Std. Mean Difference (IV, Random, 95% CI)	0.0 [0.0, 0.0]
5 Fatigue short-term	8		Std. Mean Difference (IV, Random, 95% CI)	Subtotals only
5.1 ≤ 5 years	8	643	Std. Mean Difference (IV, Random, 95% CI)	-0.49 [-0.86, -0.11]
5.2 > 5 years	0	0	Std. Mean Difference (IV, Random, 95% CI)	0.0 [0.0, 0.0]
6 Fatigue medium-term	1		Std. Mean Difference (IV, Random, 95% CI)	Subtotals only
6.1 ≤ 5 years	1	89	Std. Mean Difference (IV, Random, 95% CI)	0.08 [-0.33, 0.50]
6.2 > 5 years	0	0	Std. Mean Difference (IV, Random, 95% CI)	0.0 [0.0, 0.0]
7 Sleep disturbances short-term	5	471	Std. Mean Difference (IV, Random, 95% CI)	-0.22 [-0.40, -0.03]
7.1 ≤ 5 years	5	471	Std. Mean Difference (IV, Random, 95% CI)	-0.22 [-0.40, -0.03]
7.2 > 5 years	0	0	Std. Mean Difference (IV, Random, 95% CI)	0.0 [0.0, 0.0]

Comparison 8. Yoga versus psychological interventions: subgroup analysis: time since diagnosis

Outcome or subgroup title	No. of studies	No. of participants	Statistical method	Effect size
1 Health-related quality of life short-term	2		Std. Mean Difference (IV, Random, 95% CI)	Subtotals only
1.1 ≤ 5 years	2	153	Std. Mean Difference (IV, Random, 95% CI)	0.81 [-0.50, 2.12]
1.2 > 5 years	0	0	Std. Mean Difference (IV, Random, 95% CI)	0.0 [0.0, 0.0]
2 Depression short-term	3		Std. Mean Difference (IV, Random, 95% CI)	Subtotals only
2.1 ≤ 5 years	3	195	Std. Mean Difference (IV, Random, 95% CI)	-2.94 [-5.27, -0.60]
2.2 > 5 years	0	0	Std. Mean Difference (IV, Random, 95% CI)	0.0 [0.0, 0.0]
3 Anxiety short-term	3	195	Std. Mean Difference (IV, Random, 95% CI)	-2.21 [-3.90, -0.52]
3.1 ≤ 5 years	3	195	Std. Mean Difference (IV, Random, 95% CI)	-2.21 [-3.90, -0.52]
3.2 > 5 years	0	0	Std. Mean Difference (IV, Random, 95% CI)	0.0 [0.0, 0.0]

4 Fatigue short-term	1		Std. Mean Difference (IV, Random, 95% CI)	Subtotals only
4.1 ≤ 5 years	1	75	Std. Mean Difference (IV, Random, 95% CI)	-0.90 [-1.37, -0.42]
4.2 > 5 years	0	0	Std. Mean Difference (IV, Random, 95% CI)	0.0 [0.0, 0.0]
5 Sleep disturbances short-term	1		Std. Mean Difference (IV, Random, 95% CI)	Subtotals only
5.1 ≤ 5 years	1	88	Std. Mean Difference (IV, Random, 95% CI)	-0.43 [-0.85, -0.01]
5.2 > 5 years	0	0	Std. Mean Difference (IV, Random, 95% CI)	0.0 [0.0, 0.0]

Comparison 9. Yoga versus exercise: subgroup analysis: time since diagnosis

Outcome or subgroup title	No. of studies	No. of participants	Statistical method	Effect size
1 Health-related quality of life short-term	2		Std. Mean Difference (IV, Random, 95% CI)	Subtotals only
1.1 ≤ 5 years	2	193	Std. Mean Difference (IV, Random, 95% CI)	-0.08 [-0.43, 0.27]
1.2 > 5 years	0	0	Std. Mean Difference (IV, Random, 95% CI)	0.0 [0.0, 0.0]
2 Fatigue short-term	2		Std. Mean Difference (IV, Random, 95% CI)	Subtotals only
2.1 ≤ 5 years	2	193	Std. Mean Difference (IV, Random, 95% CI)	-0.06 [-0.55, 0.43]
2.2 > 5 years	0	0	Std. Mean Difference (IV, Random, 95% CI)	0.0 [0.0, 0.0]

Comparison 10. Yoga versus no therapy: subgroup analysis: stage of cancer

Outcome or subgroup title	No. of studies	No. of participants	Statistical method	Effect size
1 Health-related quality of life short-term	7		Std. Mean Difference (IV, Random, 95% CI)	Subtotals only
1.1 Non-metastatic breast cancer	7	560	Std. Mean Difference (IV, Random, 95% CI)	0.24 [0.04, 0.45]
1.2 Metastatic breast cancer	0	0	Std. Mean Difference (IV, Random, 95% CI)	0.0 [0.0, 0.0]
2 Health-related quality of life medium-term	2		Std. Mean Difference (IV, Random, 95% CI)	Subtotals only
2.1 Non-metastatic breast cancer	2	146	Std. Mean Difference (IV, Random, 95% CI)	0.10 [-0.23, 0.42]
2.2 Metastatic breast cancer	0	0	Std. Mean Difference (IV, Random, 95% CI)	0.0 [0.0, 0.0]
3 Depression short-term	6		Std. Mean Difference (IV, Random, 95% CI)	Subtotals only
3.1 Non-metastatic breast cancer	6	469	Std. Mean Difference (IV, Random, 95% CI)	-0.10 [-0.28, 0.08]
3.2 Metastatic breast cancer	0	0	Std. Mean Difference (IV, Random, 95% CI)	0.0 [0.0, 0.0]
4 Anxiety short-term	6		Std. Mean Difference (IV, Random, 95% CI)	Subtotals only
4.1 Non-metastatic breast cancer	6	346	Std. Mean Difference (IV, Random, 95% CI)	-0.53 [-1.10, 0.04]
4.2 Metastatic breast cancer	0	0	Std. Mean Difference (IV, Random, 95% CI)	0.0 [0.0, 0.0]
5 Fatigue short-term	8		Std. Mean Difference (IV, Random, 95% CI)	Subtotals only
5.1 Non-metastatic breast cancer	8	760	Std. Mean Difference (IV, Random, 95% CI)	-0.38 [-0.67, -0.09]
5.2 Metastatic breast cancer	0	0	Std. Mean Difference (IV, Random, 95% CI)	0.0 [0.0, 0.0]

6 Fatigue medium-term	2		Std. Mean Difference (IV, Random, 95% CI)	Subtotals only
6.1 Non-metastatic breast cancer	2	146	Std. Mean Difference (IV, Random, 95% CI)	-0.04 [-0.36, 0.29]
6.2 Metastatic breast cancer	0	0	Std. Mean Difference (IV, Random, 95% CI)	0.0 [0.0, 0.0]
7 Sleep disturbances short-term	5		Std. Mean Difference (IV, Random, 95% CI)	Subtotals only
7.1 Non-metastatic breast cancer	5	630	Std. Mean Difference (IV, Random, 95% CI)	-0.25 [-0.40, -0.09]
7.2 Metastatic breast cancer	0	0	Std. Mean Difference (IV, Random, 95% CI)	0.0 [0.0, 0.0]

Comparison 11. Yoga versus psychological interventions: subgroup analysis: stage of cancer

Outcome or subgroup title	No. of studies	No. of participants	Statistical method	Effect size
1 Health-related quality of life short-term	2		Std. Mean Difference (IV, Random, 95% CI)	Subtotals only
1.1 Non-metastatic breast cancer	2	153	Std. Mean Difference (IV, Random, 95% CI)	0.81 [-0.50, 2.12]
1.2 Metastatic breast cancer	0	0	Std. Mean Difference (IV, Random, 95% CI)	0.0 [0.0, 0.0]
2 Depression short-term	4		Std. Mean Difference (IV, Random, 95% CI)	Subtotals only
2.1 Non-metastatic breast cancer	4	226	Std. Mean Difference (IV, Random, 95% CI)	-2.29 [-3.97, -0.61]
2.2 Metastatic breast cancer	0	0	Std. Mean Difference (IV, Random, 95% CI)	0.0 [0.0, 0.0]
3 Anxiety short-term	3		Std. Mean Difference (IV, Random, 95% CI)	Subtotals only
3.1 Non-metastatic breast cancer	3	195	Std. Mean Difference (IV, Random, 95% CI)	-2.21 [-3.90, -0.52]
3.2 Metastatic breast cancer	0	0	Std. Mean Difference (IV, Random, 95% CI)	0.0 [0.0, 0.0]
4 Fatigue short-term	2		Std. Mean Difference (IV, Random, 95% CI)	Subtotals only
4.1 Non-metastatic breast cancer	2	106	Std. Mean Difference (IV, Random, 95% CI)	-0.90 [-1.31, -0.50]
4.2 Metastatic breast cancer	0	0	Std. Mean Difference (IV, Random, 95% CI)	0.0 [0.0, 0.0]
5 Sleep disturbances short-term	2		Std. Mean Difference (IV, Random, 95% CI)	Subtotals only
5.1 Non-metastatic breast cancer	2	119	Std. Mean Difference (IV, Random, 95% CI)	-0.21 [-0.76, 0.34]
5.2 Metastatic breast cancer	0	0	Std. Mean Difference (IV, Random, 95% CI)	0.0 [0.0, 0.0]

Comparison 12. Yoga versus exercise: subgroup analysis: stage of cancer

Outcome or subgroup title	No. of studies	No. of participants	Statistical method	Effect size
1 Health-related quality of life short-term	3		Std. Mean Difference (IV, Random, 95% CI)	Subtotals only
1.1 Non-metastatic breast cancer	3	233	Std. Mean Difference (IV, Random, 95% CI)	-0.04 [-0.30, 0.23]
1.2 Metastatic breast cancer	0	0	Std. Mean Difference (IV, Random, 95% CI)	0.0 [0.0, 0.0]
2 Fatigue short-term	3		Std. Mean Difference (IV, Random, 95% CI)	Subtotals only

Yoga for improving health-related quality of life, mental health and cancer-related symptoms in women diagnosed with breast cancer (Review)

69

2.1 Non-metastatic breast cancer	3	233	Std. Mean Difference (IV, Random, 95% CI)	-0.21 [-0.66, 0.25]
2.2 Metastatic breast cancer	0	0	Std. Mean Difference (IV, Random, 95% CI)	0.0 [0.0, 0.0]

Comparison 13. Yoga versus no therapy: subgroup analysis: yoga intervention

Outcome or subgroup title	No. of studies	No. of participants	Statistical method	Effect size
1 Health-related quality of life short-term	10		Std. Mean Difference (IV, Random, 95% CI)	Subtotals only
1.1 Complex yoga intervention	9	661	Std. Mean Difference (IV, Random, 95% CI)	0.24 [0.06, 0.41]
1.2 Exercise-based yoga intervention	1	14	Std. Mean Difference (IV, Random, 95% CI)	-0.48 [-1.54, 0.59]
1.3 Meditation-based yoga intervention	0	0	Std. Mean Difference (IV, Random, 95% CI)	0.0 [0.0, 0.0]
2 Health-related quality of life medium-term	2		Std. Mean Difference (IV, Random, 95% CI)	Subtotals only
2.1 Complex yoga intervention	2	146	Std. Mean Difference (IV, Random, 95% CI)	0.10 [-0.23, 0.42]
2.2 Exercise-based yoga intervention	0	0	Std. Mean Difference (IV, Random, 95% CI)	0.0 [0.0, 0.0]
2.3 Meditation-based yoga intervention	0	0	Std. Mean Difference (IV, Random, 95% CI)	0.0 [0.0, 0.0]
3 Depression short-term	7		Std. Mean Difference (IV, Random, 95% CI)	Subtotals only
3.1 Complex yoga intervention	7	496	Std. Mean Difference (IV, Random, 95% CI)	-0.13 [-0.31, 0.05]
3.2 Exercise-based yoga intervention	0	0	Std. Mean Difference (IV, Random, 95% CI)	0.0 [0.0, 0.0]
3.3 Meditation-based yoga intervention	0	0	Std. Mean Difference (IV, Random, 95% CI)	0.0 [0.0, 0.0]
4 Anxiety short-term	6		Std. Mean Difference (IV, Random, 95% CI)	Subtotals only
4.1 Complex yoga intervention	6	346	Std. Mean Difference (IV, Random, 95% CI)	-0.53 [-1.10, 0.04]
4.2 Exercise-based yoga intervention	0	0	Std. Mean Difference (IV, Random, 95% CI)	0.0 [0.0, 0.0]
4.3 Meditation-based yoga intervention	0	0	Std. Mean Difference (IV, Random, 95% CI)	0.0 [0.0, 0.0]
5 Fatigue short-term	11		Std. Mean Difference (IV, Random, 95% CI)	Subtotals only
5.1 Complex yoga intervention	8	627	Std. Mean Difference (IV, Random, 95% CI)	-0.37 [-0.69, -0.05]
5.2 Exercise-based yoga intervention	2	96	Std. Mean Difference (IV, Random, 95% CI)	-1.08 [-1.53, -0.62]
5.3 Meditation-based yoga intervention	1	160	Std. Mean Difference (IV, Random, 95% CI)	-0.53 [-0.84, -0.21]
6 Fatigue medium-term	2		Std. Mean Difference (IV, Random, 95% CI)	Subtotals only
6.1 Complex yoga intervention	2	146	Std. Mean Difference (IV, Random, 95% CI)	-0.04 [-0.36, 0.29]

6.2 Exercise-based yoga intervention	0	0	Std. Mean Difference (IV, Random, 95% CI)	0.0 [0.0, 0.0]
6.3 Meditation-based yoga intervention	0	0	Std. Mean Difference (IV, Random, 95% CI)	0.0 [0.0, 0.0]
7 Sleep disturbances short-term	6		Std. Mean Difference (IV, Random, 95% CI)	Subtotals only
7.1 Complex yoga intervention	6	657	Std. Mean Difference (IV, Random, 95% CI)	-0.25 [-0.40, -0.09]
7.2 Exercise-based yoga intervention	0	0	Std. Mean Difference (IV, Random, 95% CI)	0.0 [0.0, 0.0]
7.3 Meditation-based yoga intervention	0	0	Std. Mean Difference (IV, Random, 95% CI)	0.0 [0.0, 0.0]

Comparison 14. Yoga versus psychological interventions: subgroup analysis: yoga intervention

Outcome or subgroup title	No. of studies	No. of participants	Statistical method	Effect size
1 Health-related quality of life short-term	2		Std. Mean Difference (IV, Random, 95% CI)	Subtotals only
1.1 Complex yoga intervention	2	153	Std. Mean Difference (IV, Random, 95% CI)	0.81 [-0.50, 2.12]
1.2 Exercise-based yoga intervention	0	0	Std. Mean Difference (IV, Random, 95% CI)	0.0 [0.0, 0.0]
1.3 Meditation-based yoga intervention	0	0	Std. Mean Difference (IV, Random, 95% CI)	0.0 [0.0, 0.0]
2 Depression short-term	4		Std. Mean Difference (IV, Random, 95% CI)	Subtotals only
2.1 Complex yoga intervention	4	226	Std. Mean Difference (IV, Random, 95% CI)	-2.29 [-3.97, -0.61]
2.2 Exercise-based yoga intervention	0	0	Std. Mean Difference (IV, Random, 95% CI)	0.0 [0.0, 0.0]
2.3 Meditation-based yoga intervention	0	0	Std. Mean Difference (IV, Random, 95% CI)	0.0 [0.0, 0.0]
3 Anxiety short-term	3		Std. Mean Difference (IV, Random, 95% CI)	Subtotals only
3.1 Complex yoga intervention	3	195	Std. Mean Difference (IV, Random, 95% CI)	-2.21 [-3.90, -0.52]
3.2 Exercise-based yoga intervention	0	0	Std. Mean Difference (IV, Random, 95% CI)	0.0 [0.0, 0.0]
3.3 Meditation-based yoga intervention	0	0	Std. Mean Difference (IV, Random, 95% CI)	0.0 [0.0, 0.0]
4 Fatigue short-term	2		Std. Mean Difference (IV, Random, 95% CI)	Subtotals only
4.1 Complex yoga intervention	2	106	Std. Mean Difference (IV, Random, 95% CI)	-0.90 [-1.31, -0.50]
4.2 Exercise-based yoga intervention	0	0	Std. Mean Difference (IV, Random, 95% CI)	0.0 [0.0, 0.0]
4.3 Meditation-based yoga intervention	0	0	Std. Mean Difference (IV, Random, 95% CI)	0.0 [0.0, 0.0]
5 Sleep disturbances short-term	2		Std. Mean Difference (IV, Random, 95% CI)	Subtotals only
5.1 Complex yoga intervention	2	119	Std. Mean Difference (IV, Random, 95% CI)	-0.21 [-0.76, 0.34]

5.2 Exercise-based yoga intervention	0	0	Std. Mean Difference (IV, Random, 95% CI)	0.0 [0.0, 0.0]
5.3 Meditation-based yoga intervention	0	0	Std. Mean Difference (IV, Random, 95% CI)	0.0 [0.0, 0.0]

Comparison 15. Yoga versus exercise: subgroup analysis: yoga intervention

Outcome or subgroup title	No. of studies	No. of participants	Statistical method	Effect size
1 Health-related quality of life short-term	3		Std. Mean Difference (IV, Random, 95% CI)	Subtotals only
1.1 Complex yoga intervention	3	233	Std. Mean Difference (IV, Random, 95% CI)	-0.04 [-0.30, 0.23]
1.2 Exercise-based yoga intervention	0	0	Std. Mean Difference (IV, Random, 95% CI)	0.0 [0.0, 0.0]
1.3 Meditation-based yoga intervention	0	0	Std. Mean Difference (IV, Random, 95% CI)	0.0 [0.0, 0.0]
2 Fatigue short-term	3		Std. Mean Difference (IV, Random, 95% CI)	Subtotals only
2.1 Complex yoga intervention	3	233	Std. Mean Difference (IV, Random, 95% CI)	-0.21 [-0.66, 0.25]
2.2 Exercise-based yoga intervention	0	0	Std. Mean Difference (IV, Random, 95% CI)	0.0 [0.0, 0.0]
2.3 Meditation-based yoga intervention	0	0	Std. Mean Difference (IV, Random, 95% CI)	0.0 [0.0, 0.0]

Comparison 16. Yoga versus no therapy: sensitivity analysis: random sequence generation

Outcome or subgroup title	No. of studies	No. of participants	Statistical method	Effect size
1 Health-related quality of life short-term	6	478	Std. Mean Difference (IV, Random, 95% CI)	0.21 [-0.04, 0.46]
2 Health-related quality of life medium-term	2	146	Std. Mean Difference (IV, Random, 95% CI)	0.10 [-0.23, 0.42]
3 Depression short-term	5	441	Std. Mean Difference (IV, Random, 95% CI)	-0.09 [-0.28, 0.10]
4 Anxiety short-term	4	190	Std. Mean Difference (IV, Random, 95% CI)	-0.80 [-1.77, 0.16]
5 Fatigue short-term	6	604	Std. Mean Difference (IV, Random, 95% CI)	-0.50 [-0.84, -0.17]
6 Fatigue medium-term	2	146	Std. Mean Difference (IV, Random, 95% CI)	-0.04 [-0.36, 0.29]
7 Sleep disturbances short-term	4	590	Std. Mean Difference (IV, Random, 95% CI)	-0.23 [-0.39, -0.06]

Comparison 17. Yoga versus psychological interventions: sensitivity analysis: random sequence generation

Outcome or subgroup title	No. of studies	No. of participants	Statistical method	Effect size
1 Health-related quality of life short-term	2	153	Std. Mean Difference (IV, Random, 95% CI)	0.81 [-0.50, 2.12]
2 Depression short-term	4	226	Std. Mean Difference (IV, Random, 95% CI)	-2.29 [-3.97, -0.61]
3 Anxiety short-term	3	195	Std. Mean Difference (IV, Random, 95% CI)	-2.21 [-3.90, -0.52]
4 Fatigue short-term	2	106	Std. Mean Difference (IV, Random, 95% CI)	-0.90 [-1.31, -0.50]
5 Sleep disturbances short-term	2	119	Std. Mean Difference (IV, Random, 95% CI)	-0.21 [-0.76, 0.34]

Comparison 18. Yoga versus exercise: sensitivity analysis: random sequence generation

Outcome or subgroup title	No. of studies	No. of participants	Statistical method	Effect size
1 Health-related quality of life short-term	1	101	Std. Mean Difference (IV, Random, 95% CI)	-0.26 [-0.65, 0.14]
2 Fatigue short-term	1	101	Std. Mean Difference (IV, Random, 95% CI)	0.19 [-0.20, 0.58]

Comparison 19. Yoga versus no therapy: sensitivity analysis: allocation concealment

Outcome or subgroup title	No. of studies	No. of participants	Statistical method	Effect size
1 Health-related quality of life short-term	4	323	Std. Mean Difference (IV, Random, 95% CI)	0.31 [0.09, 0.53]
2 Depression short-term	3	286	Std. Mean Difference (IV, Random, 95% CI)	-0.19 [-0.42, 0.05]
3 Anxiety short-term	3	132	Std. Mean Difference (IV, Random, 95% CI)	-1.08 [-2.53, 0.36]
4 Fatigue short-term	11	883	Std. Mean Difference (IV, Random, 95% CI)	-0.48 [-0.75, -0.20]
5 Sleep disturbances short-term	3	475	Std. Mean Difference (IV, Random, 95% CI)	-0.29 [-0.47, -0.11]

Comparison 20. Yoga versus psychological interventions: sensitivity analysis: allocation concealment

Outcome or subgroup title	No. of studies	No. of participants	Statistical method	Effect size
1 Health-related quality of life short-term	2	153	Std. Mean Difference (IV, Random, 95% CI)	0.81 [-0.50, 2.12]
2 Depression short-term	4	226	Std. Mean Difference (IV, Random, 95% CI)	-2.29 [-3.97, -0.61]
3 Anxiety short-term	3	195	Std. Mean Difference (IV, Random, 95% CI)	-2.21 [-3.90, -0.52]
4 Fatigue short-term	2	106	Std. Mean Difference (IV, Random, 95% CI)	-0.90 [-1.31, -0.50]

Yoga for improving health-related quality of life, mental health and cancer-related symptoms in women diagnosed with breast cancer (Review)

73

5 Sleep disturbances short-term	2	119	Std. Mean Difference (IV, Random, 95% CI)	-0.21 [-0.76, 0.34]
---------------------------------	---	-----	---	---------------------

Comparison 21. Yoga versus exercise: sensitivity analysis: allocation concealment

Outcome or subgroup title	No. of studies	No. of participants	Statistical method	Effect size
1 Health-related quality of life short-term	1	40	Std. Mean Difference (IV, Random, 95% CI)	0.18 [-0.44, 0.80]
2 Fatigue short-term	1	40	Std. Mean Difference (IV, Random, 95% CI)	-0.63 [-1.26, 0.01]

Comparison 22. Yoga versus no therapy: sensitivity analysis: blinding of outcome assessment

Outcome or subgroup title	No. of studies	No. of participants	Statistical method	Effect size
1 Health-related quality of life short-term	2	209	Std. Mean Difference (IV, Random, 95% CI)	0.33 [0.06, 0.61]
2 Depression short-term	1	186	Std. Mean Difference (IV, Random, 95% CI)	-0.20 [-0.49, 0.09]
3 Anxiety short-term	1	32	Std. Mean Difference (IV, Random, 95% CI)	-3.09 [-4.16, -2.03]
4 Fatigue short-term	1	186	Std. Mean Difference (IV, Random, 95% CI)	-0.33 [-0.62, -0.04]
5 Sleep disturbances short-term	2	435	Std. Mean Difference (IV, Random, 95% CI)	-0.27 [-0.46, -0.08]

Comparison 23. Yoga versus no therapy: sensitivity analysis: incomplete outcome data

Outcome or subgroup title	No. of studies	No. of participants	Statistical method	Effect size
1 Health-related quality of life short-term	8	543	Std. Mean Difference (IV, Random, 95% CI)	0.21 [-0.01, 0.44]
2 Health-related quality of life medium-term	2	146	Std. Mean Difference (IV, Random, 95% CI)	0.10 [-0.23, 0.42]
3 Depression short-term	6	438	Std. Mean Difference (IV, Random, 95% CI)	-0.14 [-0.33, 0.05]
4 Anxiety short-term	5	288	Std. Mean Difference (IV, Random, 95% CI)	-0.63 [-1.35, 0.08]
5 Fatigue short-term	10	822	Std. Mean Difference (IV, Random, 95% CI)	-0.51 [-0.81, -0.21]
6 Fatigue medium-term	2	146	Std. Mean Difference (IV, Random, 95% CI)	-0.04 [-0.36, 0.29]
7 Sleep disturbances short-term	4	559	Std. Mean Difference (IV, Random, 95% CI)	-0.25 [-0.41, -0.08]

Comparison 24. Yoga versus psychological interventions: sensitivity analysis: incomplete outcome data

Outcome or subgroup title	No. of studies	No. of participants	Statistical method	Effect size
1 Depression short-term	1	31	Std. Mean Difference (IV, Random, 95% CI)	-0.59 [-1.31, 0.13]
2 Fatigue short-term	1	31	Std. Mean Difference (IV, Random, 95% CI)	-0.93 [-1.67, -0.18]
3 Sleep disturbances short-term	1	31	Std. Mean Difference (IV, Random, 95% CI)	0.15 [-0.55, 0.86]

Comparison 25. Yoga versus exercise: sensitivity analysis: incomplete outcome data

Outcome or subgroup title	No. of studies	No. of participants	Statistical method	Effect size
1 Health-related quality of life short-term	1	101	Std. Mean Difference (IV, Random, 95% CI)	-0.26 [-0.65, 0.14]
2 Fatigue short-term	1	101	Std. Mean Difference (IV, Random, 95% CI)	0.19 [-0.20, 0.58]

Comparison 26. Yoga versus no therapy: sensitivity analysis: no missing data retrieved from study authors or imputed

Outcome or subgroup title	No. of studies	No. of participants	Statistical method	Effect size
1 Health-related quality of life short-term	10	687	Std. Mean Difference (IV, Random, 95% CI)	0.22 [0.04, 0.40]
2 Health-related quality of life medium-term	2	146	Std. Mean Difference (IV, Random, 95% CI)	0.10 [-0.23, 0.42]
3 Depression short-term	5	408	Std. Mean Difference (IV, Random, 95% CI)	-0.09 [-0.31, 0.12]
4 Anxiety short-term	4	258	Std. Mean Difference (IV, Random, 95% CI)	-0.73 [-1.61, 0.15]
5 Fatigue short-term	9	675	Std. Mean Difference (IV, Random, 95% CI)	-0.41 [-0.67, -0.16]
6 Fatigue medium-term	2	146	Std. Mean Difference (IV, Random, 95% CI)	-0.04 [-0.36, 0.29]
7 Sleep disturbances short-term	5	408	Std. Mean Difference (IV, Random, 95% CI)	-0.26 [-0.45, -0.06]

Comparison 27. Yoga versus psychosocial/educational interventions: sensitivity analysis: no missing data retrieved from study authors or imputed

Outcome or subgroup title	No. of studies	No. of participants	Statistical method	Effect size
1 Health-related quality of life short-term	2	153	Std. Mean Difference (IV, Random, 95% CI)	0.81 [-0.50, 2.12]
2 Depression short-term	4	226	Std. Mean Difference (IV, Random, 95% CI)	-2.29 [-3.97, -0.61]
3 Anxiety short-term	3	195	Std. Mean Difference (IV, Random, 95% CI)	-2.21 [-3.90, -0.52]
4 Fatigue short-term	2	106	Std. Mean Difference (IV, Random, 95% CI)	-0.90 [-1.31, -0.50]
5 Sleep disturbances short-term	2	119	Std. Mean Difference (IV, Random, 95% CI)	-0.21 [-0.76, 0.34]

Comparison 28. Yoga versus exercise: sensitivity analysis: no missing data retrieved from study authors or imputed

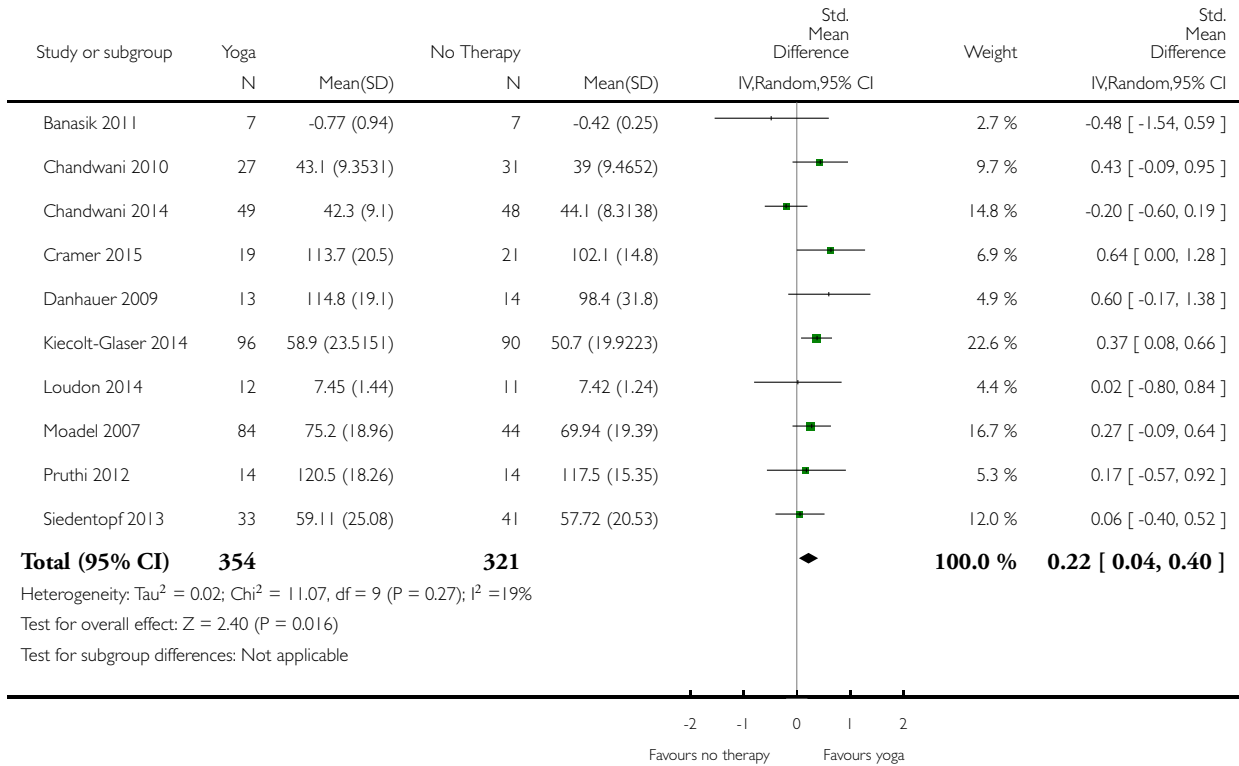
Outcome or subgroup title	No. of studies	No. of participants	Statistical method	Effect size
1 Health-related quality of life short-term	2	193	Std. Mean Difference (IV, Random, 95% CI)	-0.08 [-0.43, 0.27]
2 Fatigue short-term	2	193	Std. Mean Difference (IV, Random, 95% CI)	-0.06 [-0.55, 0.43]

Analysis 1.1. Comparison 1 Yoga versus no therapy, Outcome 1 Health-related quality of life short-term.

Review: Yoga for improving health-related quality of life, mental health and cancer-related symptoms in women diagnosed with breast cancer

Comparison: 1 Yoga versus no therapy

Outcome: 1 Health-related quality of life short-term

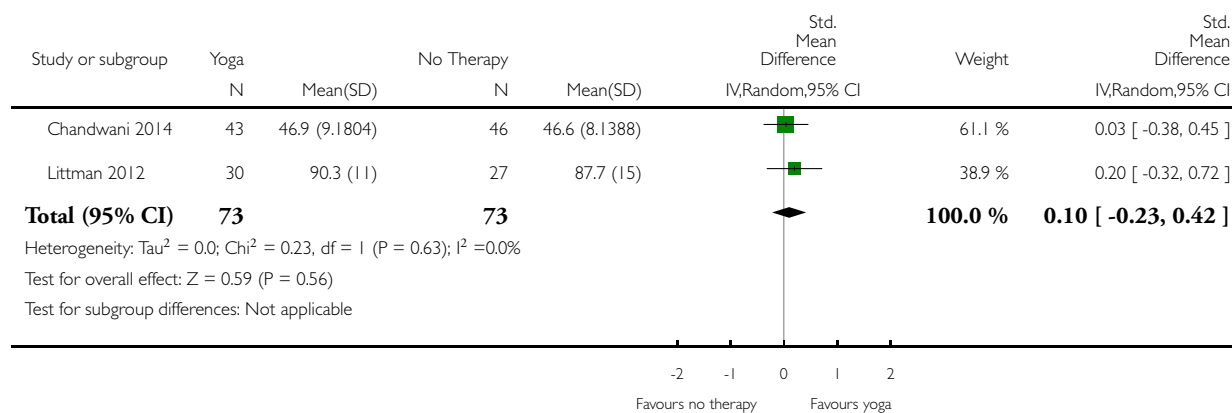


Analysis 1.2. Comparison 1 Yoga versus no therapy, Outcome 2 Health-related quality of life medium-term.

Review: Yoga for improving health-related quality of life, mental health and cancer-related symptoms in women diagnosed with breast cancer

Comparison: 1 Yoga versus no therapy

Outcome: 2 Health-related quality of life medium-term

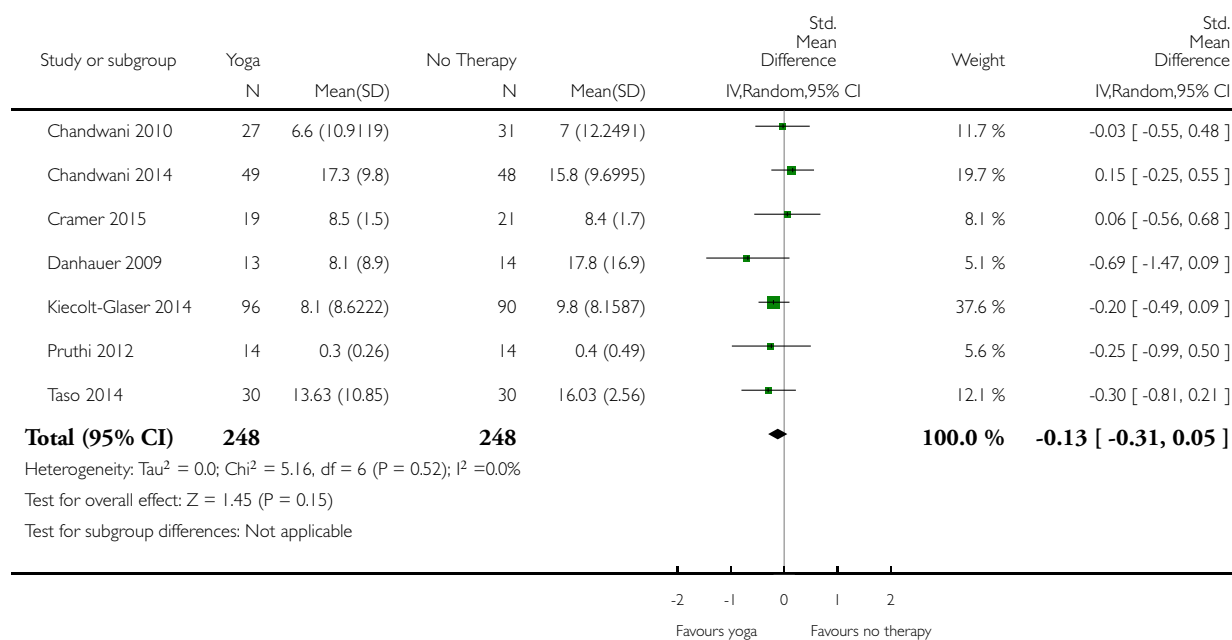


Analysis 1.3. Comparison 1 Yoga versus no therapy, Outcome 3 Depression short-term.

Review: Yoga for improving health-related quality of life, mental health and cancer-related symptoms in women diagnosed with breast cancer

Comparison: 1 Yoga versus no therapy

Outcome: 3 Depression short-term

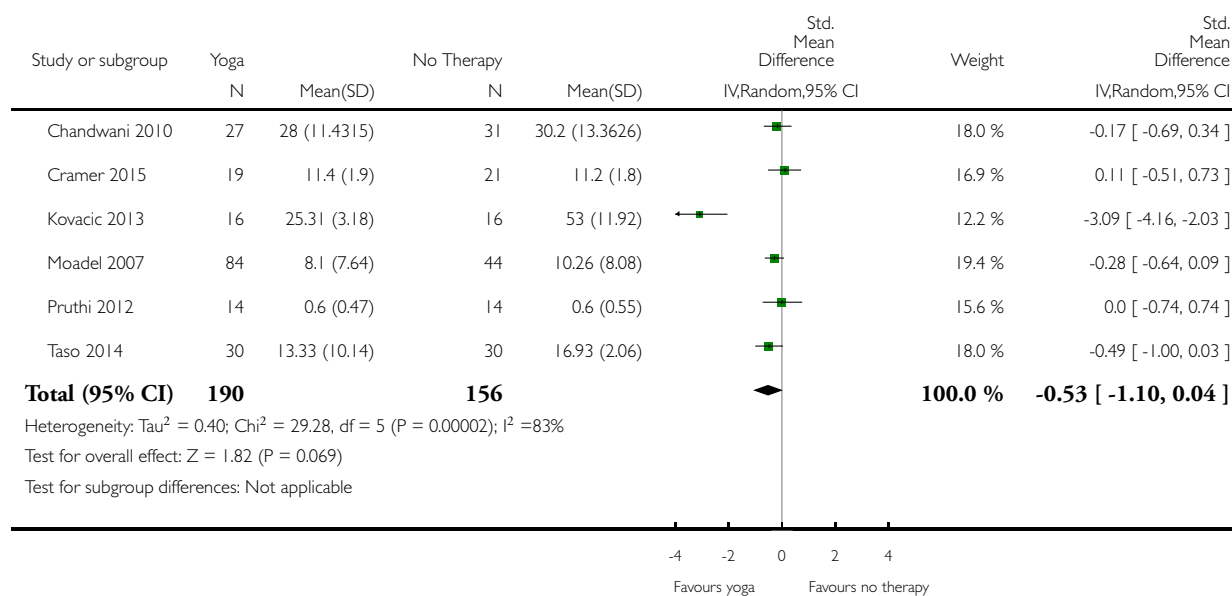


Analysis 1.4. Comparison 1 Yoga versus no therapy, Outcome 4 Anxiety short-term.

Review: Yoga for improving health-related quality of life, mental health and cancer-related symptoms in women diagnosed with breast cancer

Comparison: 1 Yoga versus no therapy

Outcome: 4 Anxiety short-term

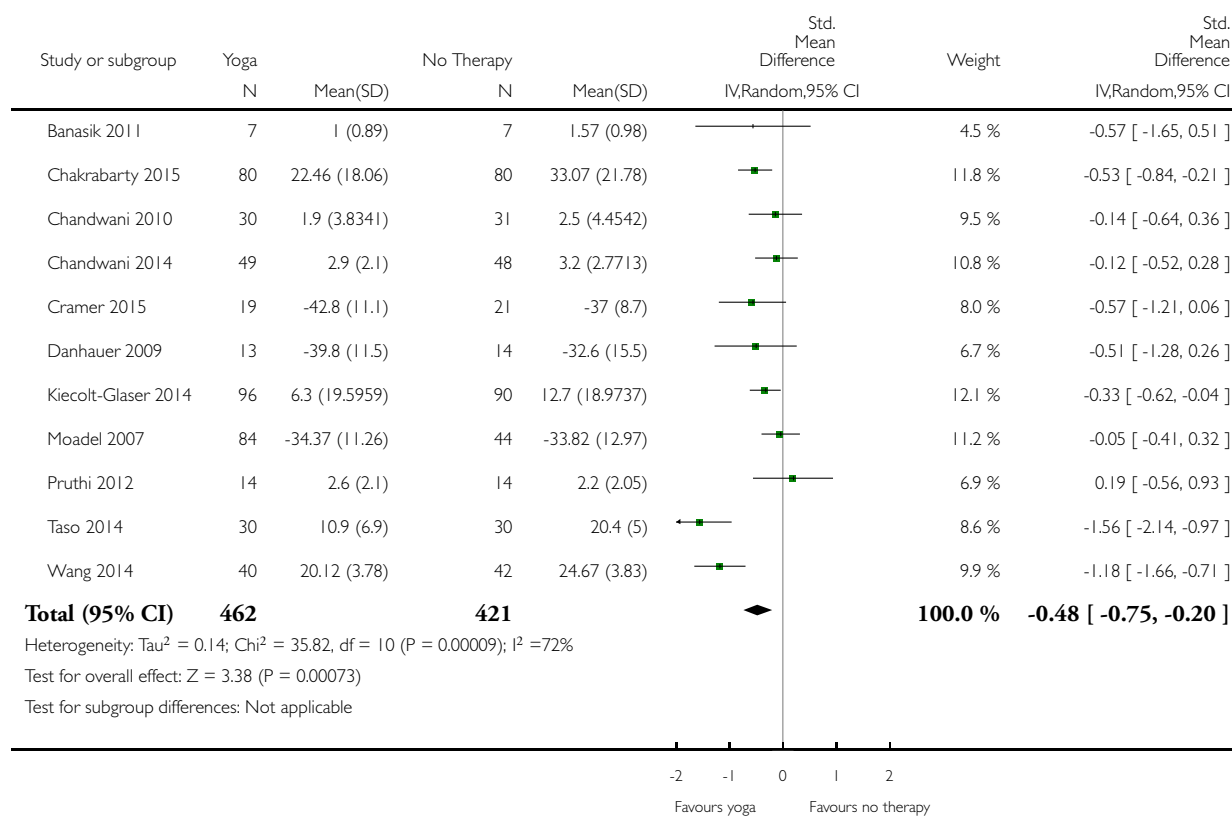


Analysis 1.5. Comparison 1 Yoga versus no therapy, Outcome 5 Fatigue short-term.

Review: Yoga for improving health-related quality of life, mental health and cancer-related symptoms in women diagnosed with breast cancer

Comparison: 1 Yoga versus no therapy

Outcome: 5 Fatigue short-term

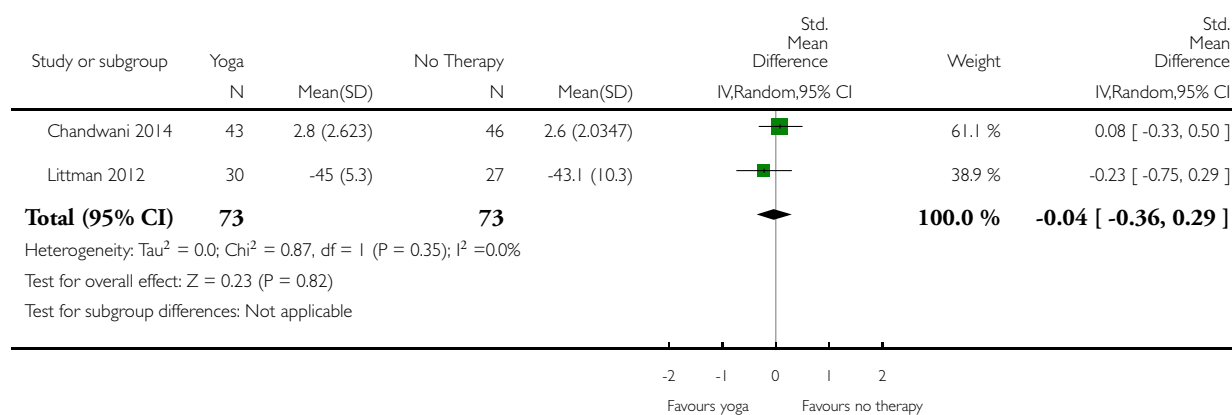


Analysis 1.6. Comparison 1 Yoga versus no therapy, Outcome 6 Fatigue medium-term.

Review: Yoga for improving health-related quality of life, mental health and cancer-related symptoms in women diagnosed with breast cancer

Comparison: 1 Yoga versus no therapy

Outcome: 6 Fatigue medium-term

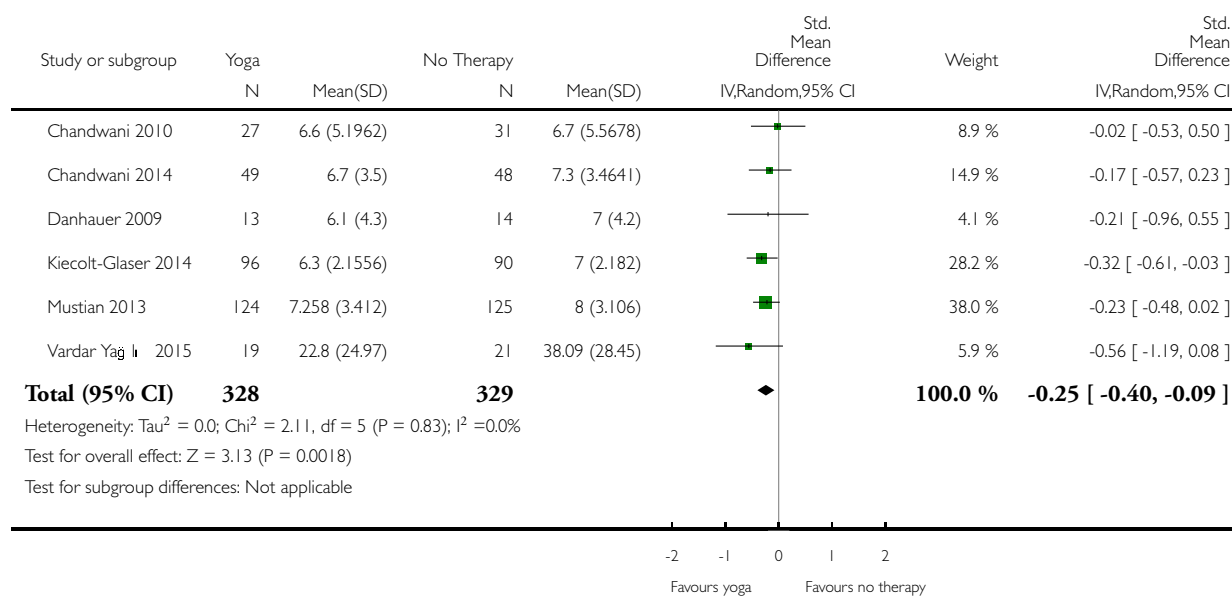


Analysis 1.7. Comparison 1 Yoga versus no therapy, Outcome 7 Sleep disturbances short-term.

Review: Yoga for improving health-related quality of life, mental health and cancer-related symptoms in women diagnosed with breast cancer

Comparison: 1 Yoga versus no therapy

Outcome: 7 Sleep disturbances short-term

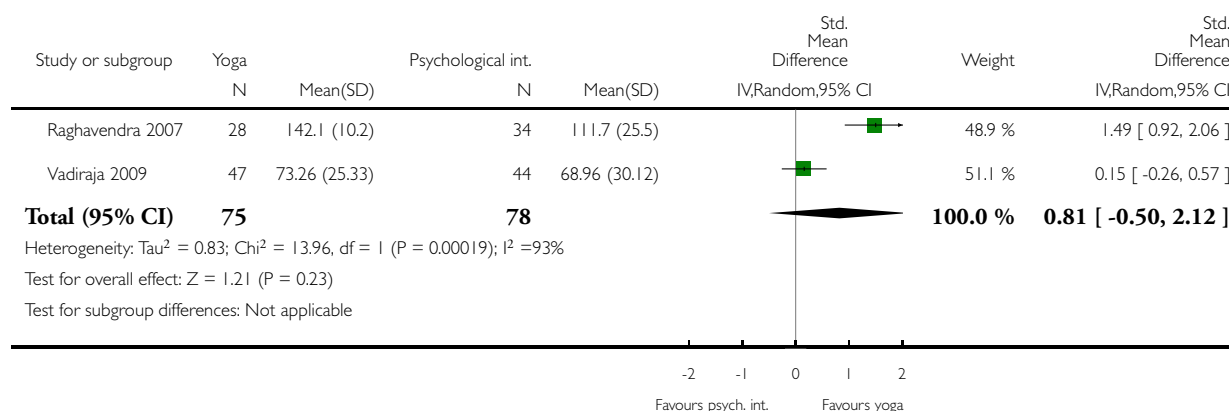


Analysis 2.1. Comparison 2 Yoga versus psychological interventions, Outcome 1 Health-related quality of life short-term.

Review: Yoga for improving health-related quality of life, mental health and cancer-related symptoms in women diagnosed with breast cancer

Comparison: 2 Yoga versus psychological interventions

Outcome: 1 Health-related quality of life short-term

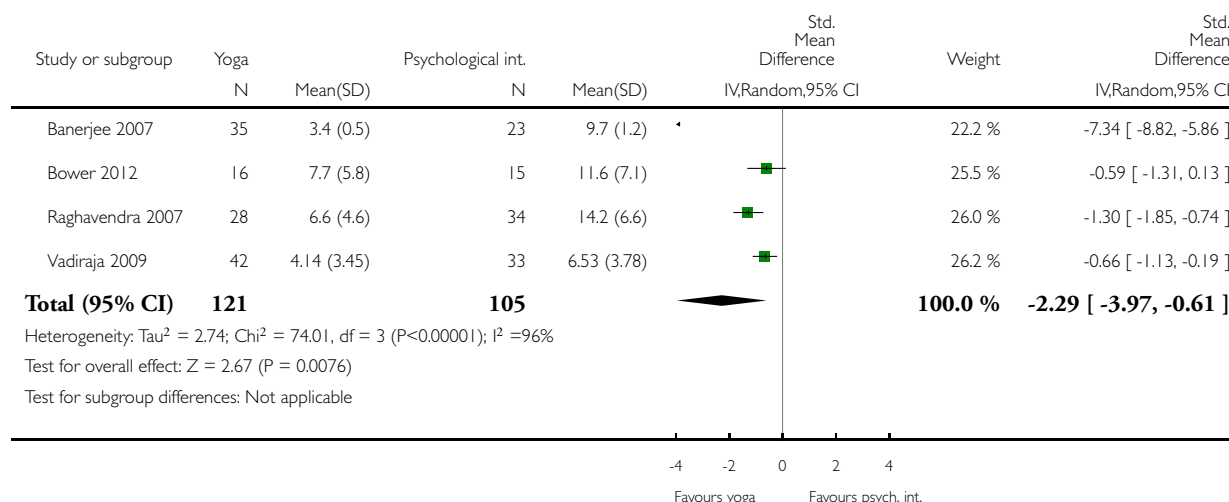


Analysis 2.2. Comparison 2 Yoga versus psychological interventions, Outcome 2 Depression short-term.

Review: Yoga for improving health-related quality of life, mental health and cancer-related symptoms in women diagnosed with breast cancer

Comparison: 2 Yoga versus psychological interventions

Outcome: 2 Depression short-term

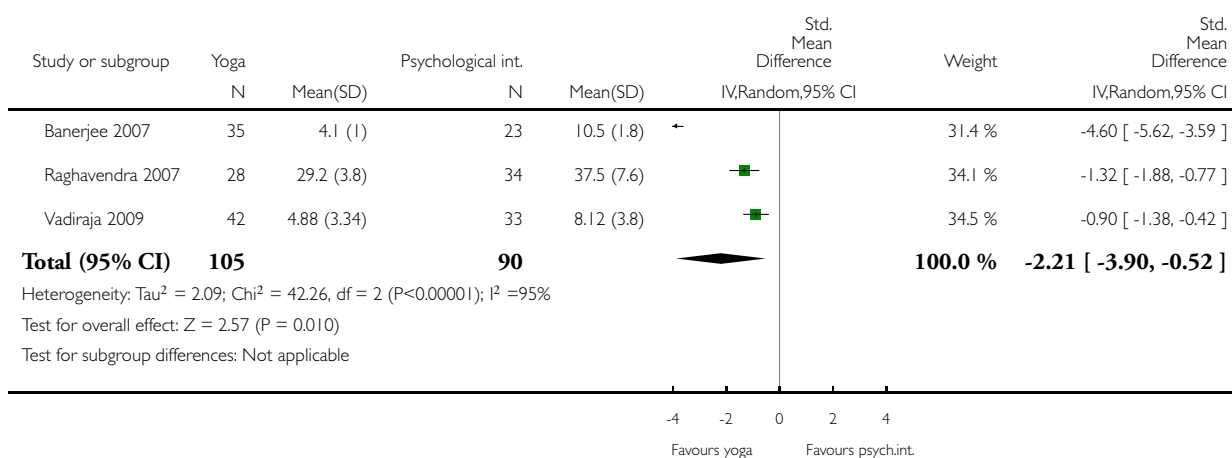


Analysis 2.3. Comparison 2 Yoga versus psychological interventions, Outcome 3 Anxiety short-term.

Review: Yoga for improving health-related quality of life, mental health and cancer-related symptoms in women diagnosed with breast cancer

Comparison: 2 Yoga versus psychological interventions

Outcome: 3 Anxiety short-term

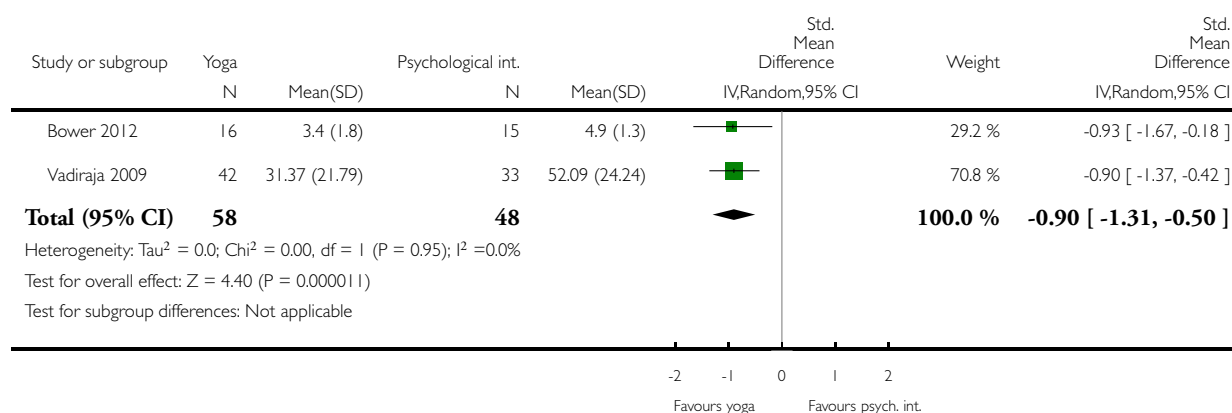


Analysis 2.4. Comparison 2 Yoga versus psychological interventions, Outcome 4 Fatigue short-term.

Review: Yoga for improving health-related quality of life, mental health and cancer-related symptoms in women diagnosed with breast cancer

Comparison: 2 Yoga versus psychological interventions

Outcome: 4 Fatigue short-term

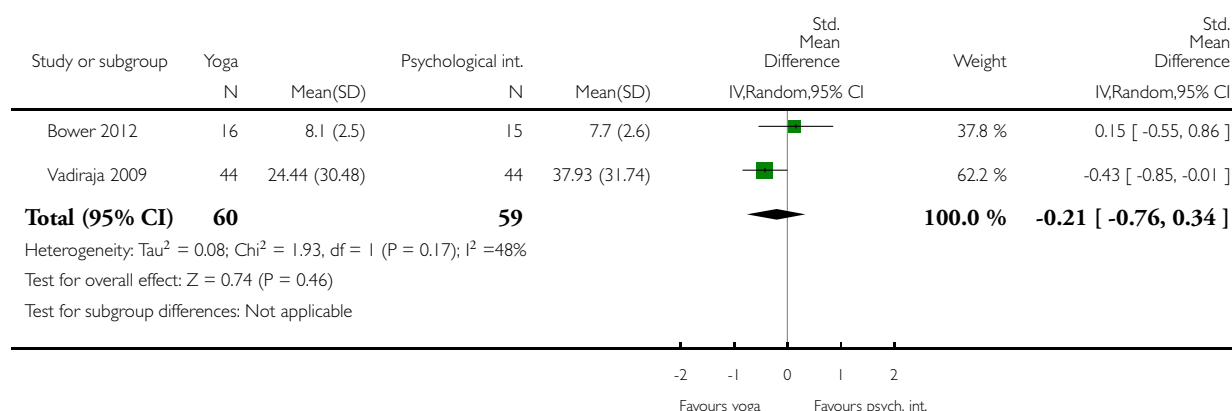


Analysis 2.5. Comparison 2 Yoga versus psychological interventions, Outcome 5 Sleep disturbances short-term.

Review: Yoga for improving health-related quality of life, mental health and cancer-related symptoms in women diagnosed with breast cancer

Comparison: 2 Yoga versus psychological interventions

Outcome: 5 Sleep disturbances short-term

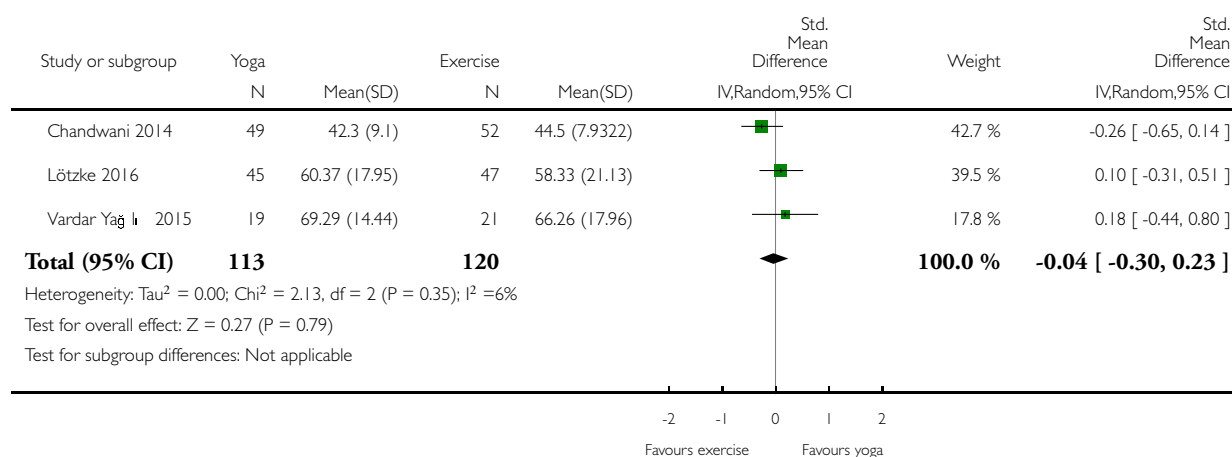


Analysis 3.1. Comparison 3 Yoga versus exercise, Outcome 1 Health-related quality of life short-term.

Review: Yoga for improving health-related quality of life, mental health and cancer-related symptoms in women diagnosed with breast cancer

Comparison: 3 Yoga versus exercise

Outcome: 1 Health-related quality of life short-term

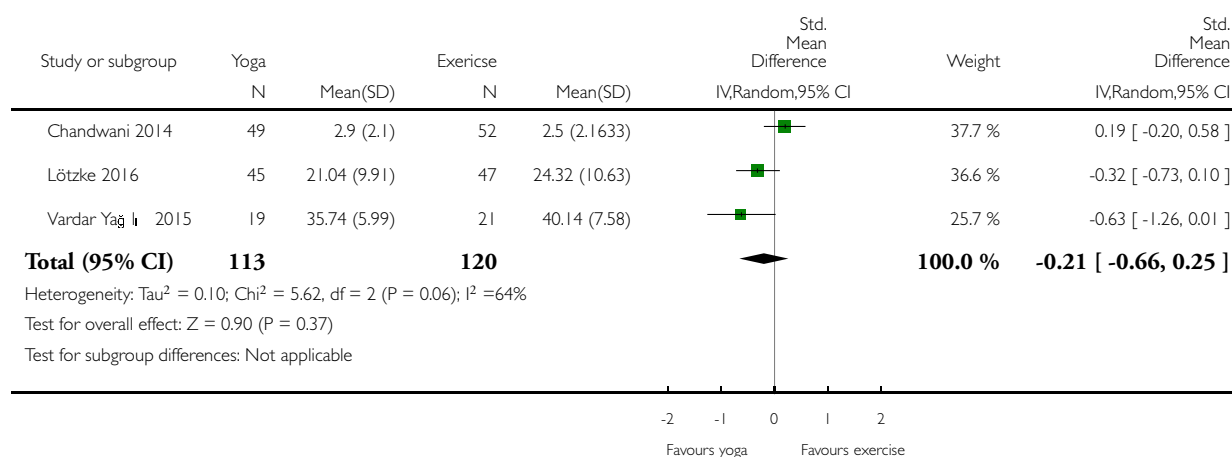


Analysis 3.2. Comparison 3 Yoga versus exercise, Outcome 2 Fatigue short-term.

Review: Yoga for improving health-related quality of life, mental health and cancer-related symptoms in women diagnosed with breast cancer

Comparison: 3 Yoga versus exercise

Outcome: 2 Fatigue short-term

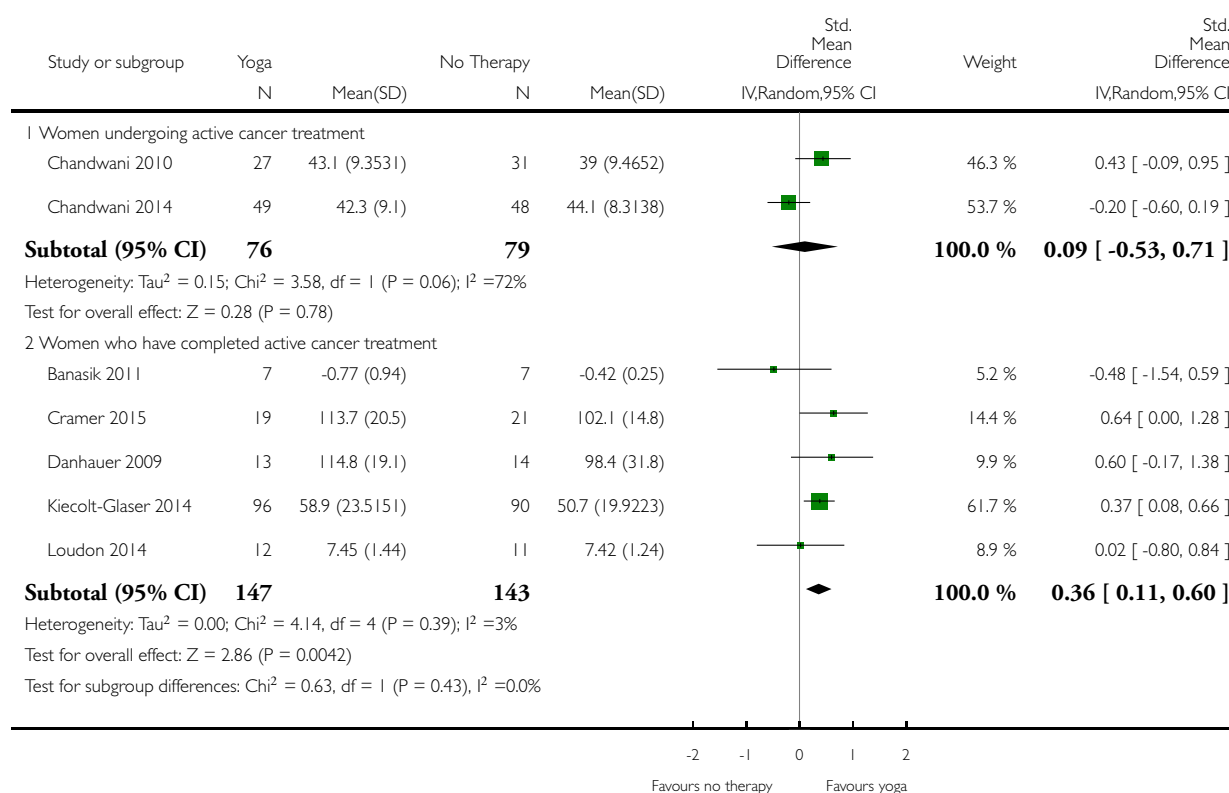


Analysis 4.1. Comparison 4 Yoga versus no therapy: subgroup analysis: current treatment status, Outcome 1 Health-related quality of life short-term.

Review: Yoga for improving health-related quality of life, mental health and cancer-related symptoms in women diagnosed with breast cancer

Comparison: 4 Yoga versus no therapy: subgroup analysis: current treatment status

Outcome: 1 Health-related quality of life short-term

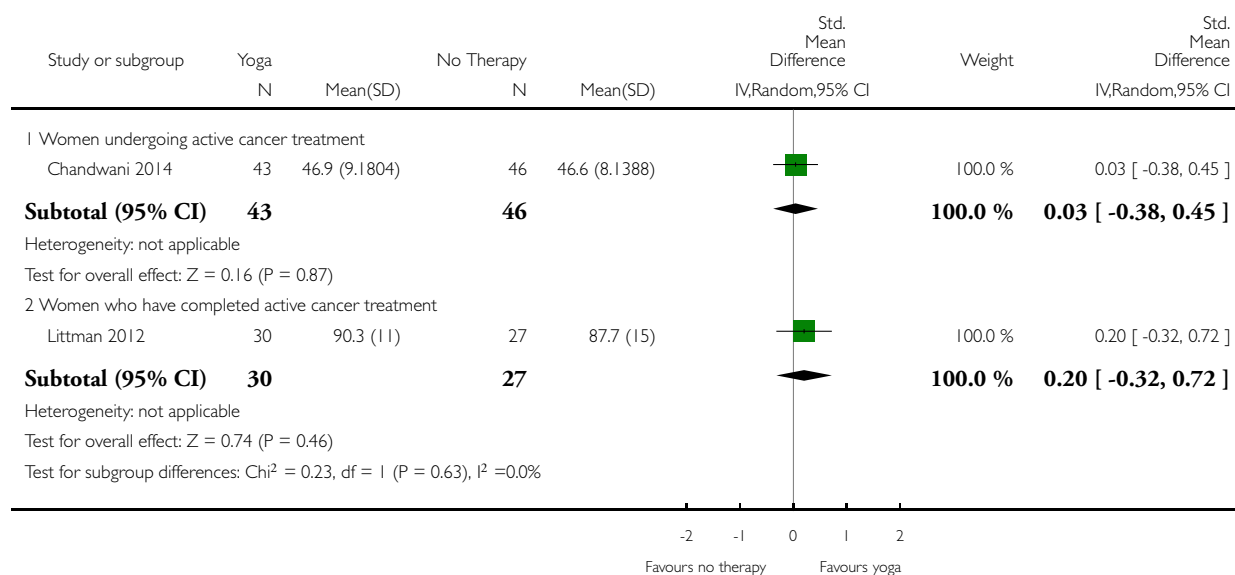


Analysis 4.2. Comparison 4 Yoga versus no therapy: subgroup analysis: current treatment status, Outcome 2 Health-related quality of life medium-term.

Review: Yoga for improving health-related quality of life, mental health and cancer-related symptoms in women diagnosed with breast cancer

Comparison: 4 Yoga versus no therapy: subgroup analysis: current treatment status

Outcome: 2 Health-related quality of life medium-term

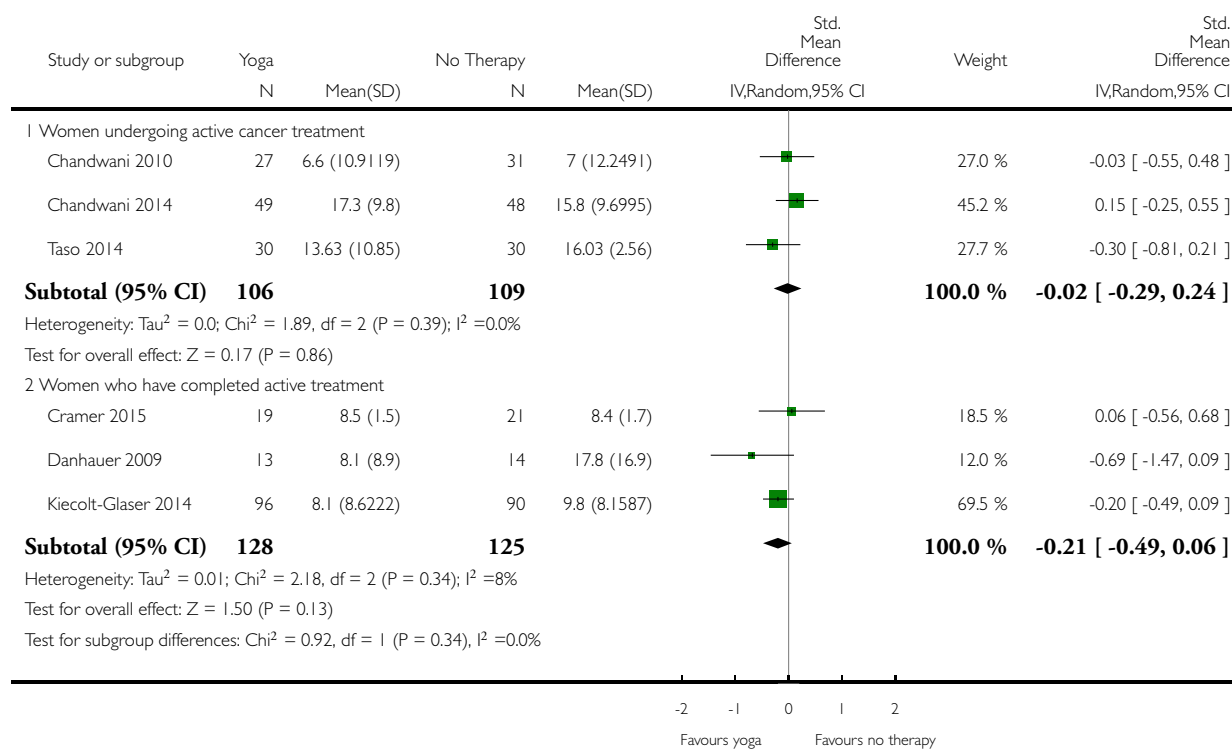


Analysis 4.3. Comparison 4 Yoga versus no therapy: subgroup analysis: current treatment status, Outcome 3 Depression short-term.

Review: Yoga for improving health-related quality of life, mental health and cancer-related symptoms in women diagnosed with breast cancer

Comparison: 4 Yoga versus no therapy: subgroup analysis: current treatment status

Outcome: 3 Depression short-term

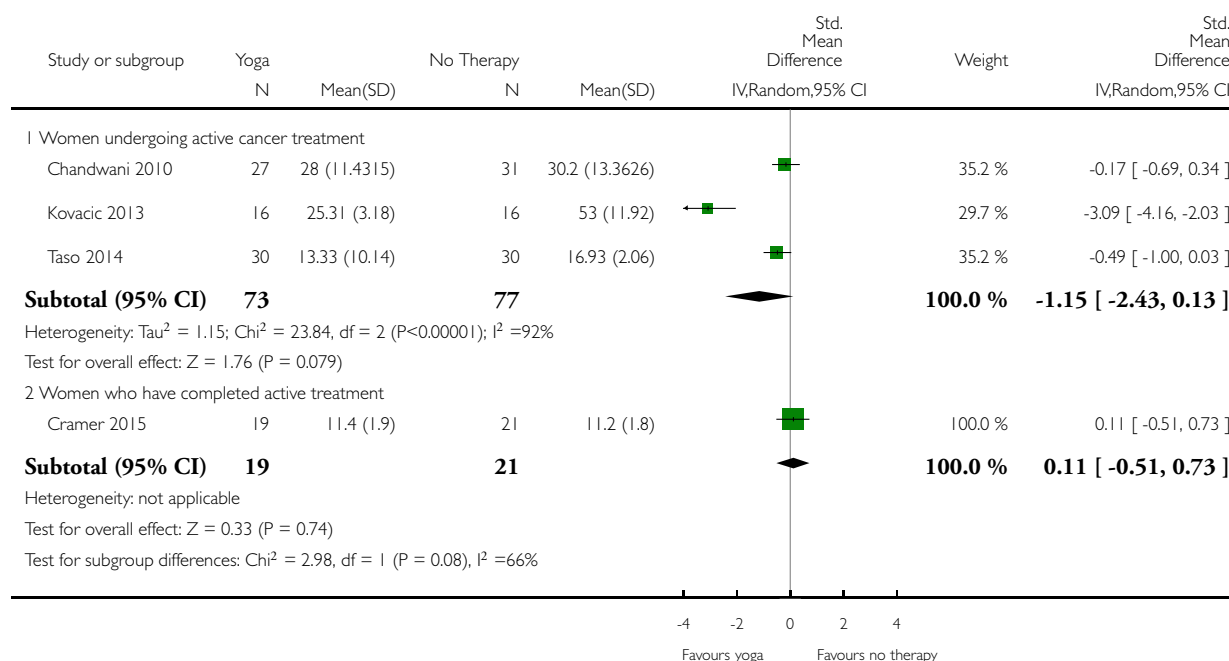


Analysis 4.4. Comparison 4 Yoga versus no therapy: subgroup analysis: current treatment status, Outcome 4 Anxiety short-term.

Review: Yoga for improving health-related quality of life, mental health and cancer-related symptoms in women diagnosed with breast cancer

Comparison: 4 Yoga versus no therapy: subgroup analysis: current treatment status

Outcome: 4 Anxiety short-term

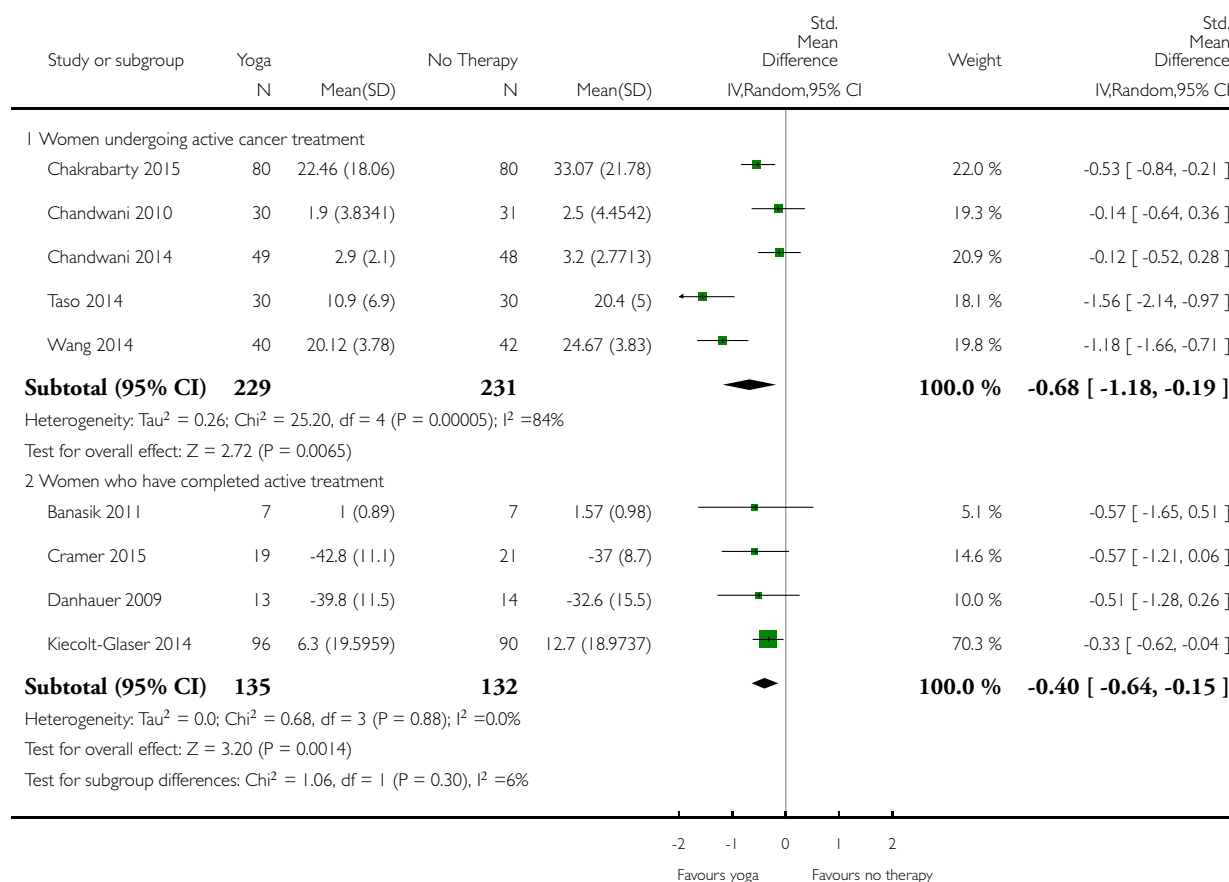


Analysis 4.5. Comparison 4 Yoga versus no therapy: subgroup analysis: current treatment status, Outcome 5 Fatigue short-term.

Review: Yoga for improving health-related quality of life, mental health and cancer-related symptoms in women diagnosed with breast cancer

Comparison: 4 Yoga versus no therapy: subgroup analysis: current treatment status

Outcome: 5 Fatigue short-term

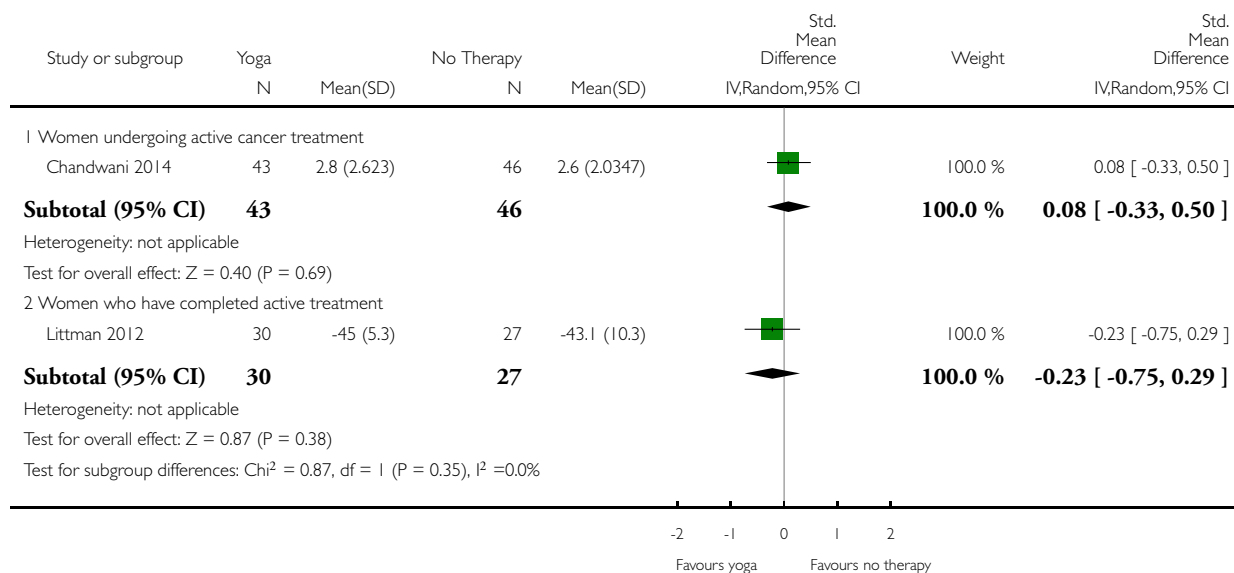


Analysis 4.6. Comparison 4 Yoga versus no therapy: subgroup analysis: current treatment status, Outcome 6 Fatigue medium-term.

Review: Yoga for improving health-related quality of life, mental health and cancer-related symptoms in women diagnosed with breast cancer

Comparison: 4 Yoga versus no therapy: subgroup analysis: current treatment status

Outcome: 6 Fatigue medium-term

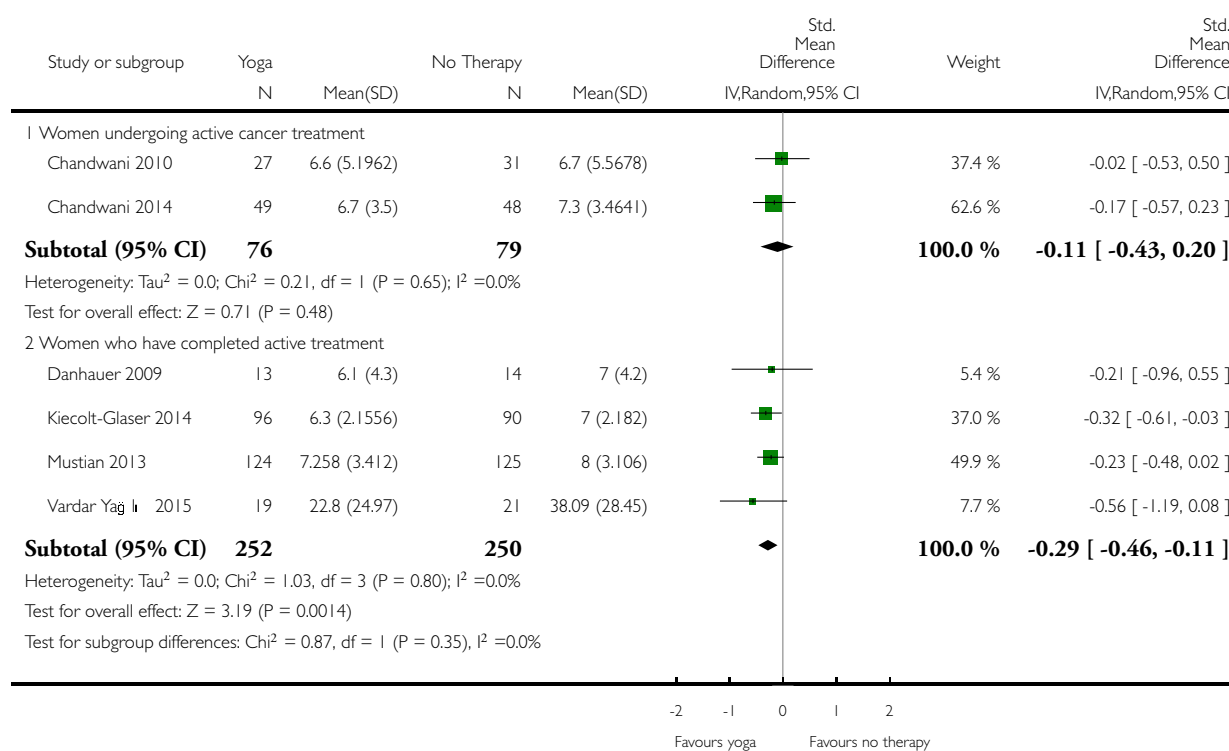


Analysis 4.7. Comparison 4 Yoga versus no therapy: subgroup analysis: current treatment status, Outcome 7 Sleep disturbances short-term.

Review: Yoga for improving health-related quality of life, mental health and cancer-related symptoms in women diagnosed with breast cancer

Comparison: 4 Yoga versus no therapy: subgroup analysis: current treatment status

Outcome: 7 Sleep disturbances short-term

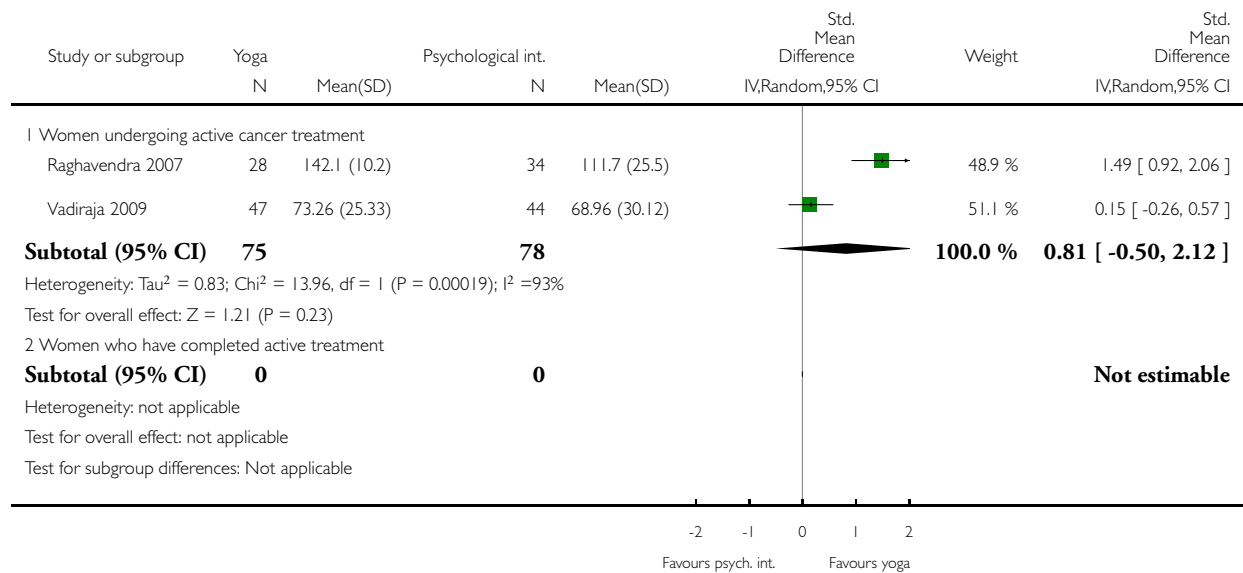


Analysis 5.1. Comparison 5 Yoga versus psychological interventions: subgroup analysis: current treatment status, Outcome 1 Health-related quality of life short-term.

Review: Yoga for improving health-related quality of life, mental health and cancer-related symptoms in women diagnosed with breast cancer

Comparison: 5 Yoga versus psychological interventions: subgroup analysis: current treatment status

Outcome: 1 Health-related quality of life short-term

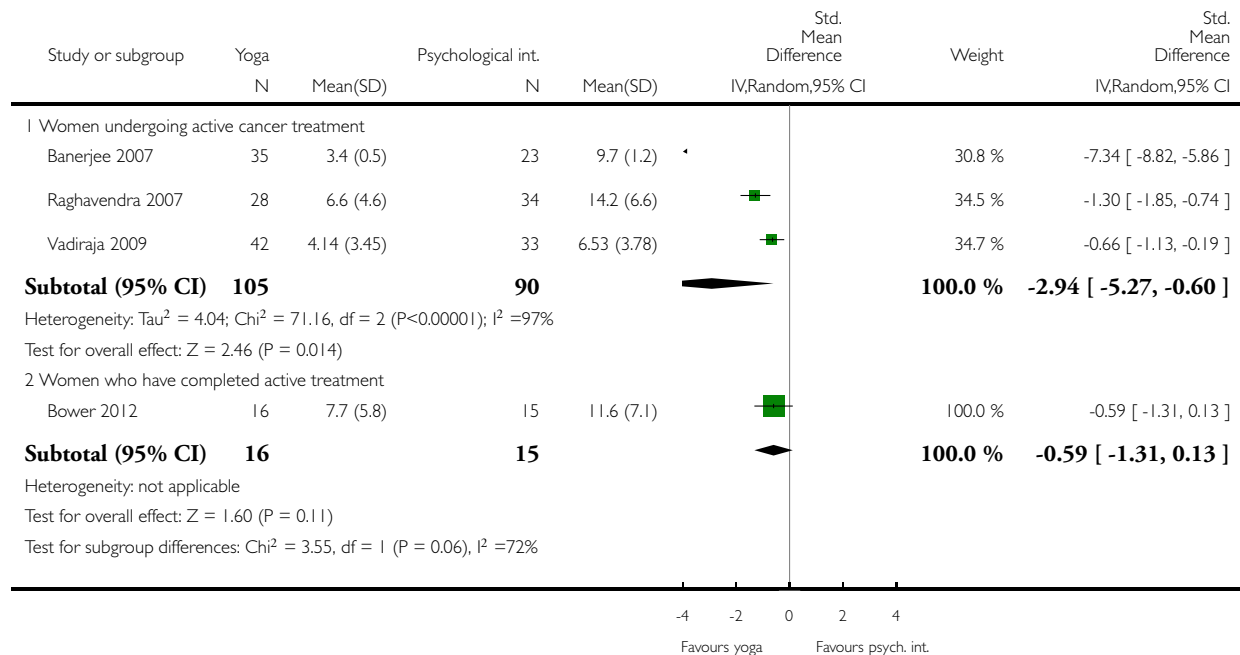


Analysis 5.2. Comparison 5 Yoga versus psychological interventions: subgroup analysis: current treatment status, Outcome 2 Depression short-term.

Review: Yoga for improving health-related quality of life, mental health and cancer-related symptoms in women diagnosed with breast cancer

Comparison: 5 Yoga versus psychological interventions: subgroup analysis: current treatment status

Outcome: 2 Depression short-term

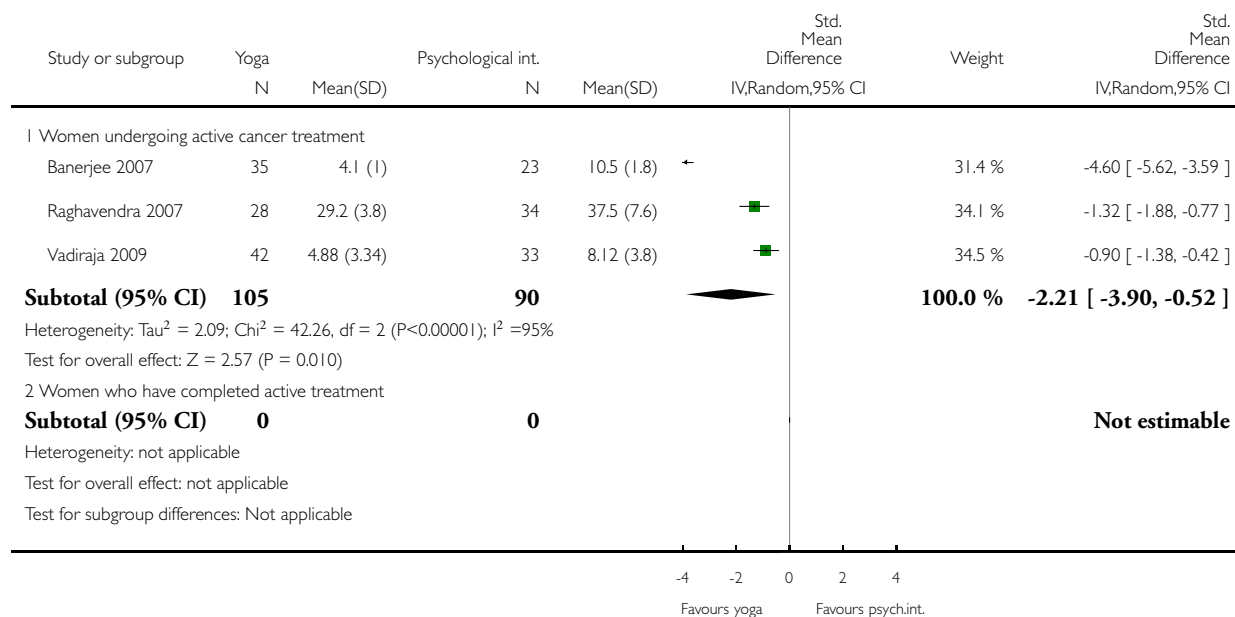


Analysis 5.3. Comparison 5 Yoga versus psychological interventions: subgroup analysis: current treatment status, Outcome 3 Anxiety short-term.

Review: Yoga for improving health-related quality of life, mental health and cancer-related symptoms in women diagnosed with breast cancer

Comparison: 5 Yoga versus psychological interventions: subgroup analysis: current treatment status

Outcome: 3 Anxiety short-term

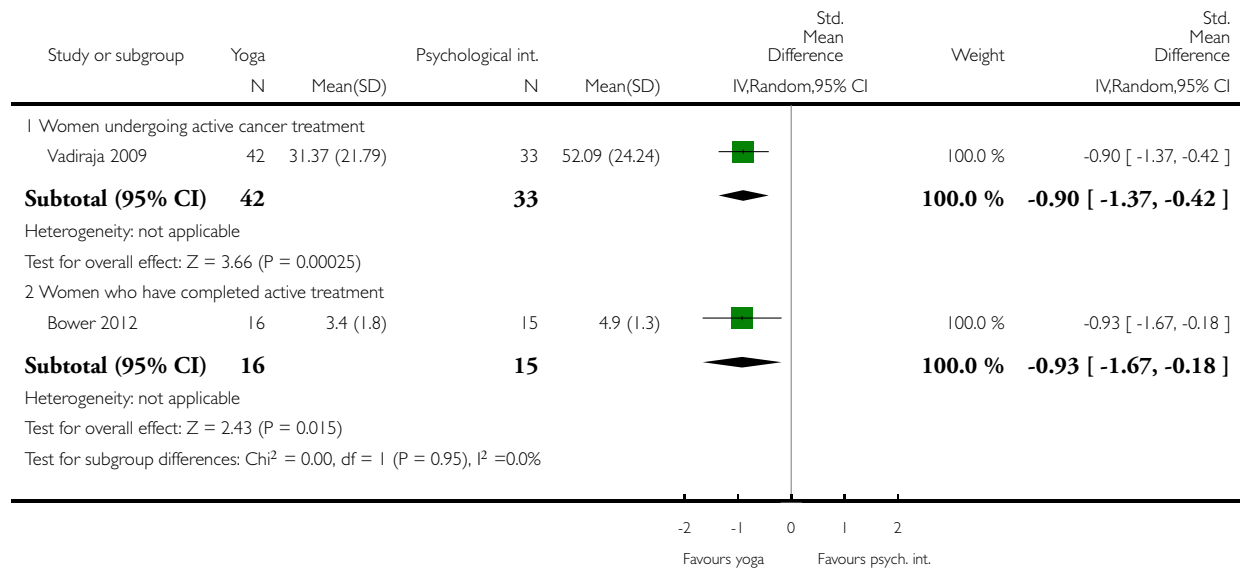


Analysis 5.4. Comparison 5 Yoga versus psychological interventions: subgroup analysis: current treatment status, Outcome 4 Fatigue short-term.

Review: Yoga for improving health-related quality of life, mental health and cancer-related symptoms in women diagnosed with breast cancer

Comparison: 5 Yoga versus psychological interventions: subgroup analysis: current treatment status

Outcome: 4 Fatigue short-term

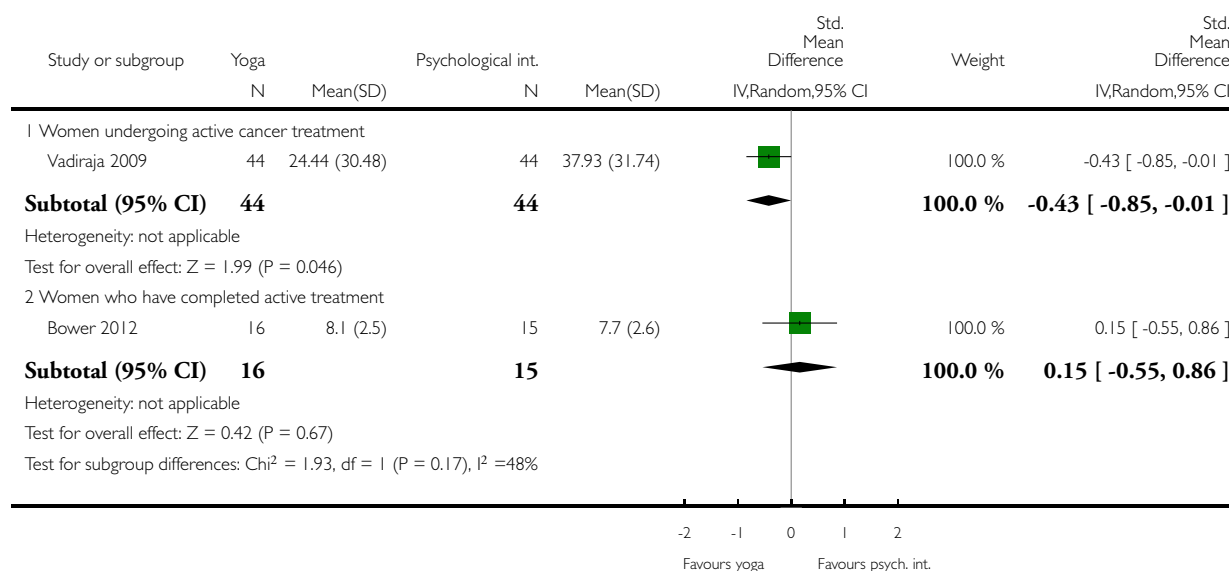


Analysis 5.5. Comparison 5 Yoga versus psychological interventions: subgroup analysis: current treatment status, Outcome 5 Sleep disturbances short-term.

Review: Yoga for improving health-related quality of life, mental health and cancer-related symptoms in women diagnosed with breast cancer

Comparison: 5 Yoga versus psychological interventions: subgroup analysis: current treatment status

Outcome: 5 Sleep disturbances short-term

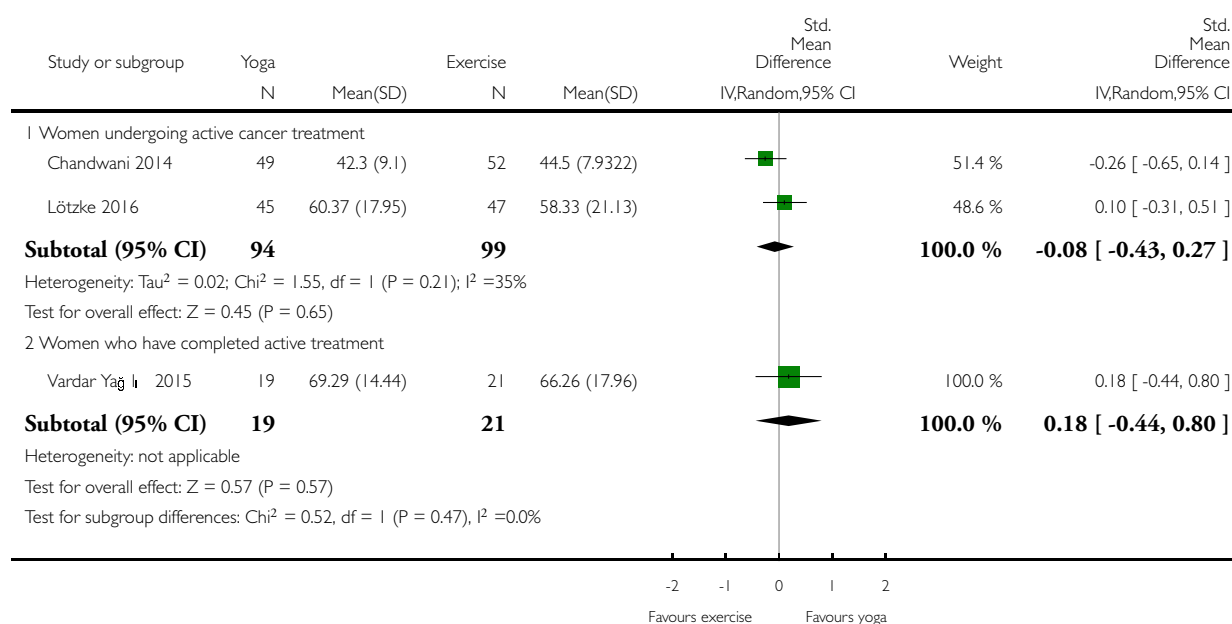


Analysis 6.1. Comparison 6 Yoga versus exercise: subgroup analysis: current treatment status, Outcome 1 Health-related quality of life short-term.

Review: Yoga for improving health-related quality of life, mental health and cancer-related symptoms in women diagnosed with breast cancer

Comparison: 6 Yoga versus exercise: subgroup analysis: current treatment status

Outcome: 1 Health-related quality of life short-term

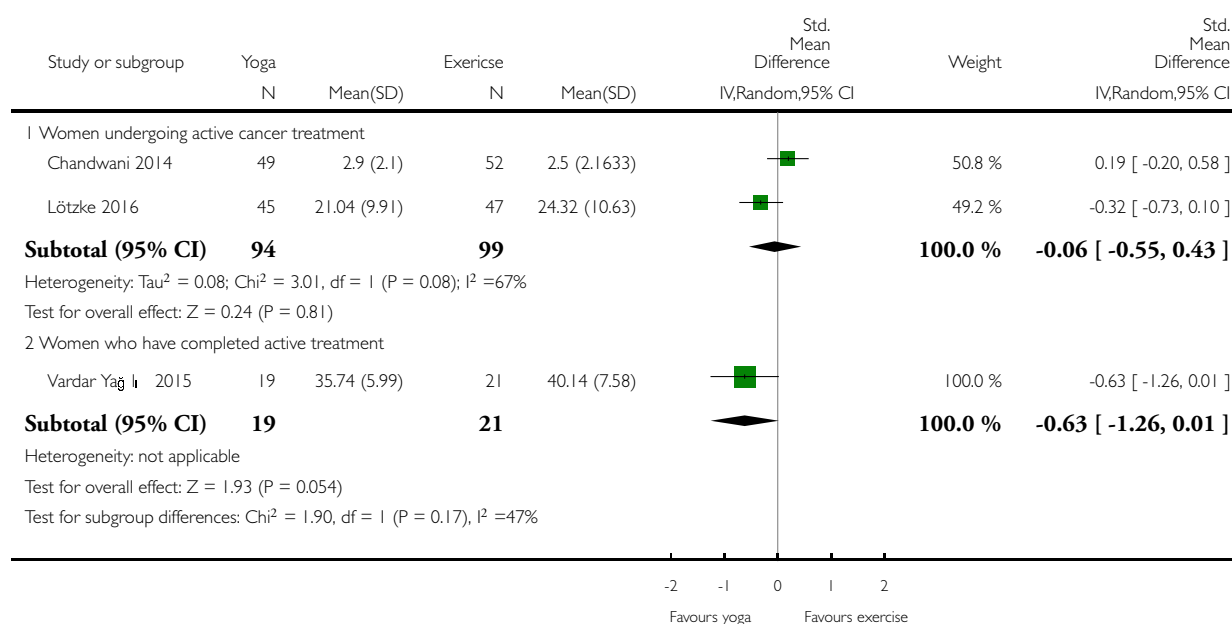


Analysis 6.2. Comparison 6 Yoga versus exercise: subgroup analysis: current treatment status, Outcome 2 Fatigue short-term.

Review: Yoga for improving health-related quality of life, mental health and cancer-related symptoms in women diagnosed with breast cancer

Comparison: 6 Yoga versus exercise: subgroup analysis: current treatment status

Outcome: 2 Fatigue short-term

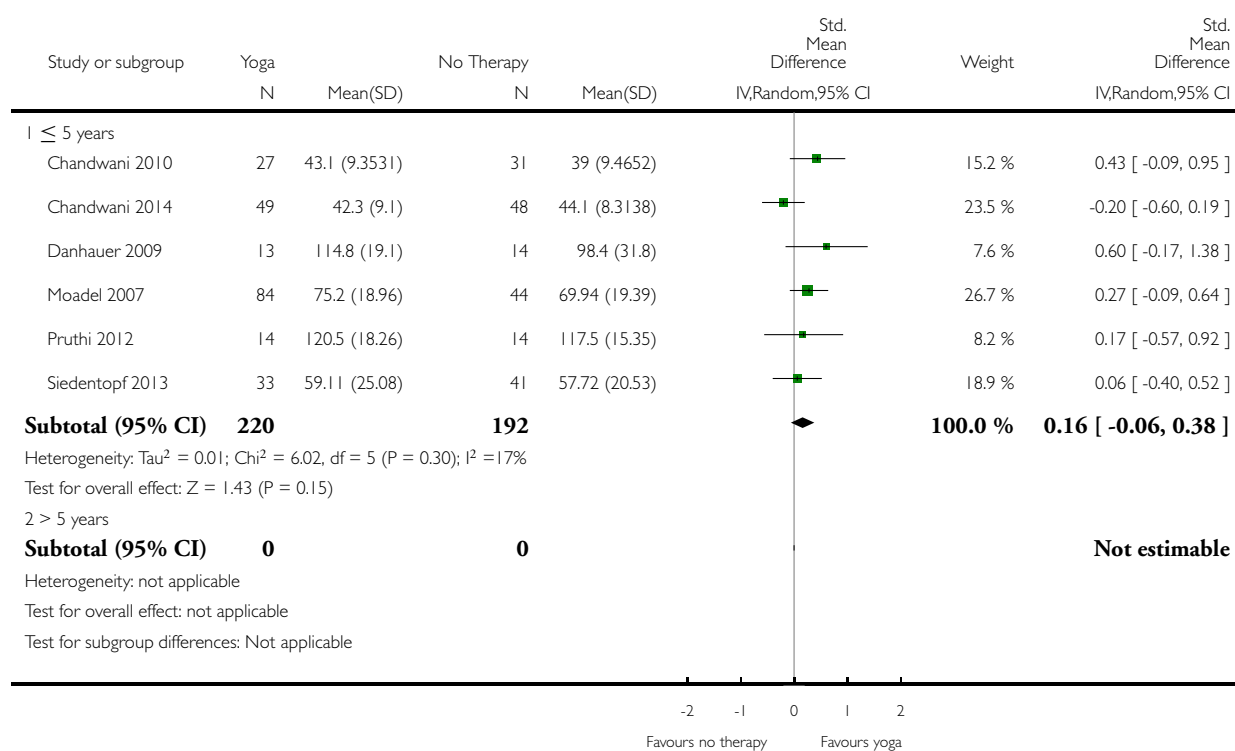


Analysis 7.1. Comparison 7 Yoga versus no therapy: subgroup analysis: time since diagnosis, Outcome 1 Health-related quality of life short-term.

Review: Yoga for improving health-related quality of life, mental health and cancer-related symptoms in women diagnosed with breast cancer

Comparison: 7 Yoga versus no therapy: subgroup analysis: time since diagnosis

Outcome: 1 Health-related quality of life short-term

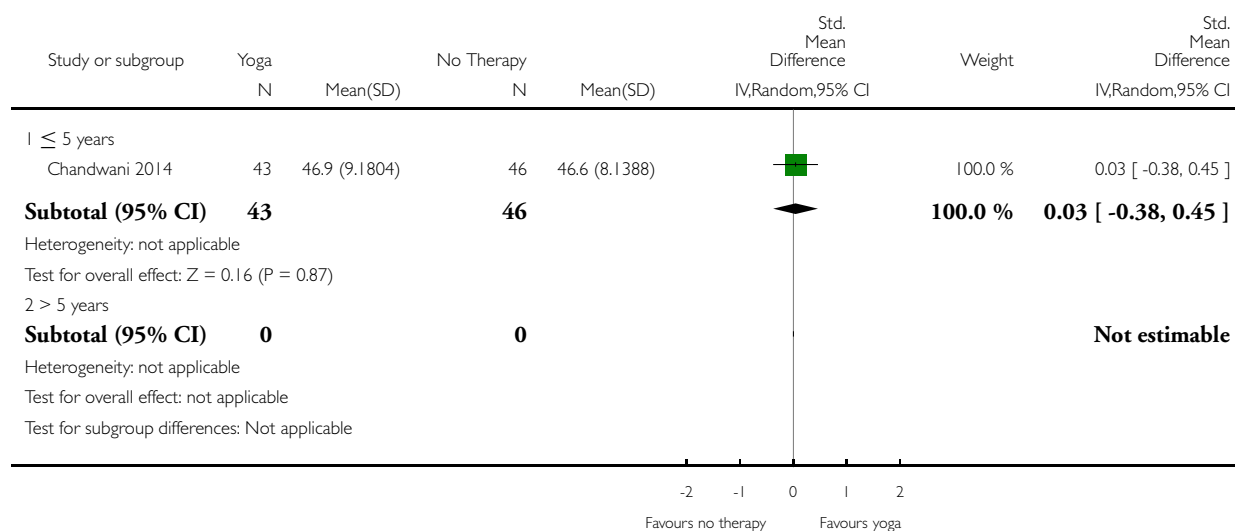


Analysis 7.2. Comparison 7 Yoga versus no therapy: subgroup analysis: time since diagnosis, Outcome 2 Health-related quality of life medium-term.

Review: Yoga for improving health-related quality of life, mental health and cancer-related symptoms in women diagnosed with breast cancer

Comparison: 7 Yoga versus no therapy: subgroup analysis: time since diagnosis

Outcome: 2 Health-related quality of life medium-term

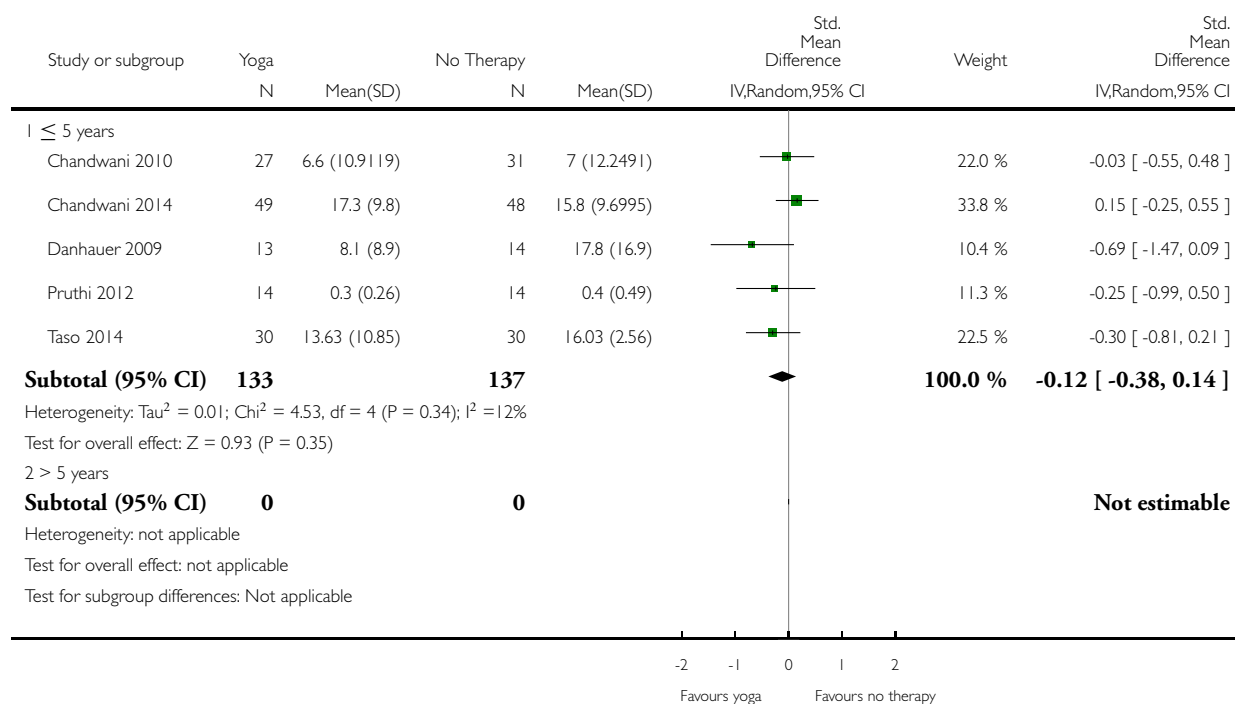


Analysis 7.3. Comparison 7 Yoga versus no therapy: subgroup analysis: time since diagnosis, Outcome 3 Depression short-term.

Review: Yoga for improving health-related quality of life, mental health and cancer-related symptoms in women diagnosed with breast cancer

Comparison: 7 Yoga versus no therapy: subgroup analysis: time since diagnosis

Outcome: 3 Depression short-term

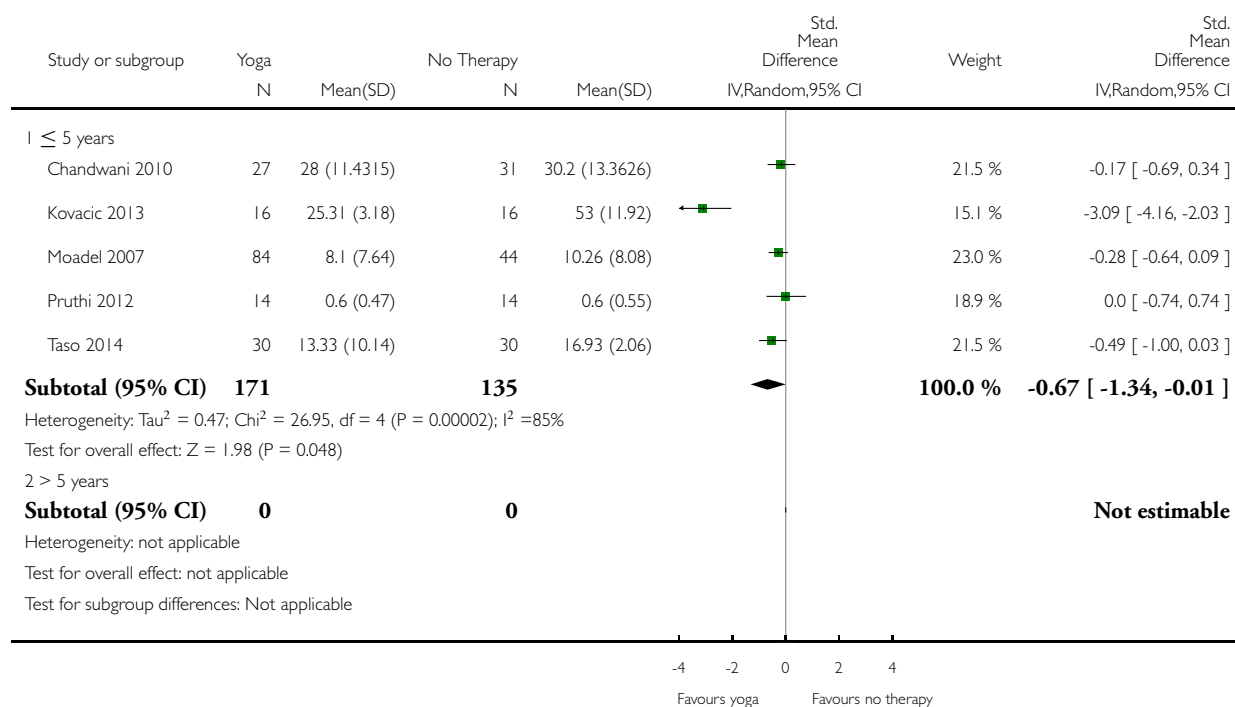


Analysis 7.4. Comparison 7 Yoga versus no therapy: subgroup analysis: time since diagnosis, Outcome 4 Anxiety short-term.

Review: Yoga for improving health-related quality of life, mental health and cancer-related symptoms in women diagnosed with breast cancer

Comparison: 7 Yoga versus no therapy: subgroup analysis: time since diagnosis

Outcome: 4 Anxiety short-term

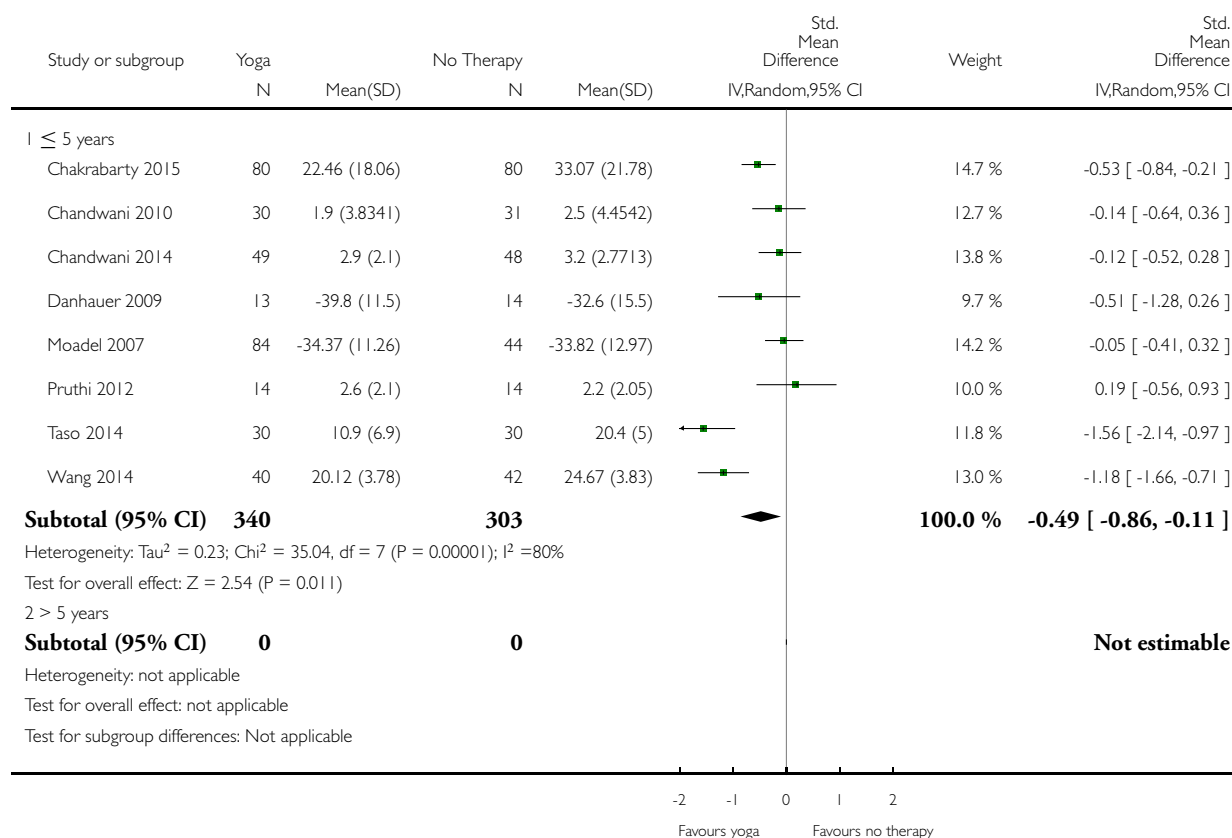


Analysis 7.5. Comparison 7 Yoga versus no therapy: subgroup analysis: time since diagnosis, Outcome 5 Fatigue short-term.

Review: Yoga for improving health-related quality of life, mental health and cancer-related symptoms in women diagnosed with breast cancer

Comparison: 7 Yoga versus no therapy: subgroup analysis: time since diagnosis

Outcome: 5 Fatigue short-term

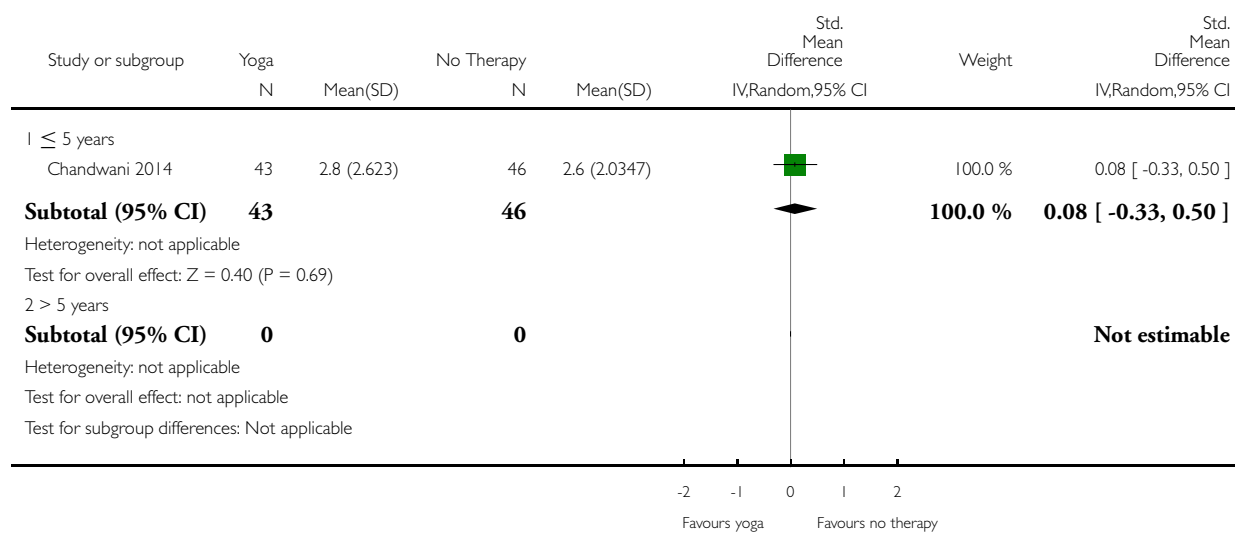


Analysis 7.6. Comparison 7 Yoga versus no therapy: subgroup analysis: time since diagnosis, Outcome 6 Fatigue medium-term.

Review: Yoga for improving health-related quality of life, mental health and cancer-related symptoms in women diagnosed with breast cancer

Comparison: 7 Yoga versus no therapy: subgroup analysis: time since diagnosis

Outcome: 6 Fatigue medium-term

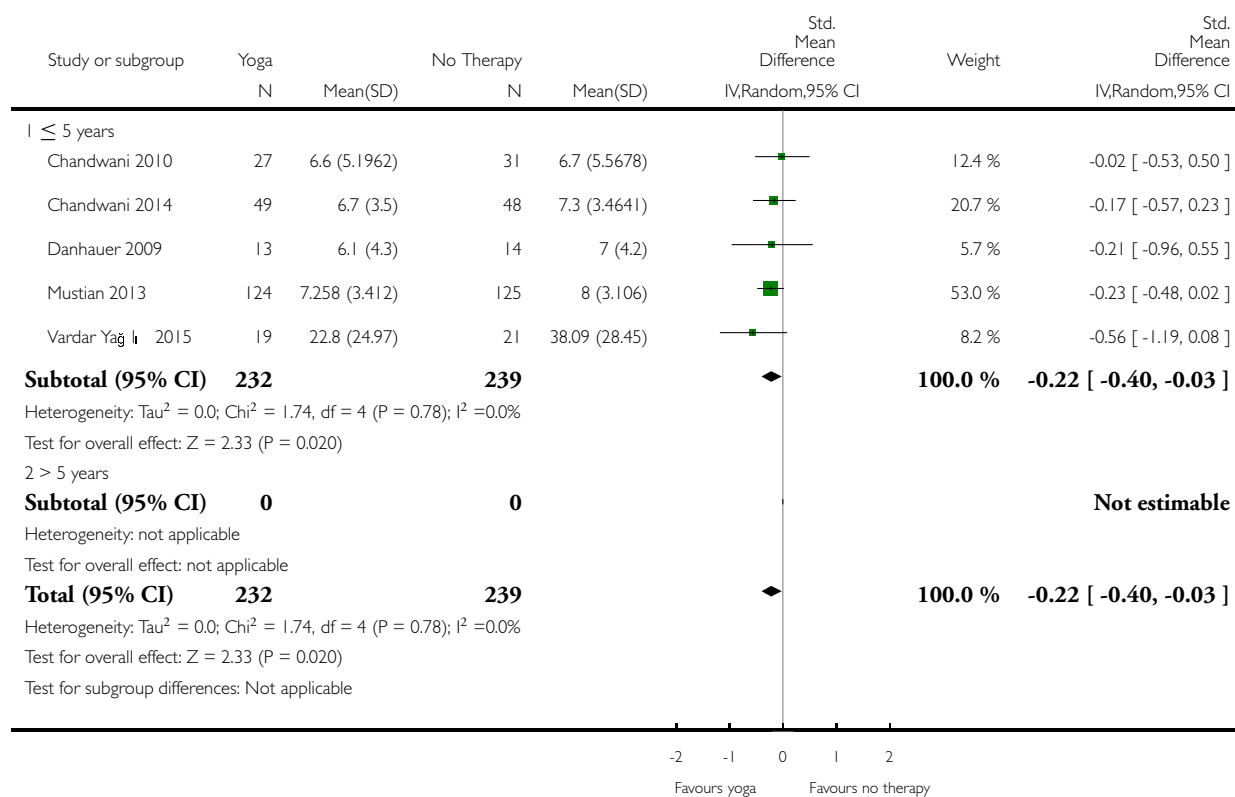


Analysis 7.7. Comparison 7 Yoga versus no therapy: subgroup analysis: time since diagnosis, Outcome 7 Sleep disturbances short-term.

Review: Yoga for improving health-related quality of life, mental health and cancer-related symptoms in women diagnosed with breast cancer

Comparison: 7 Yoga versus no therapy: subgroup analysis: time since diagnosis

Outcome: 7 Sleep disturbances short-term

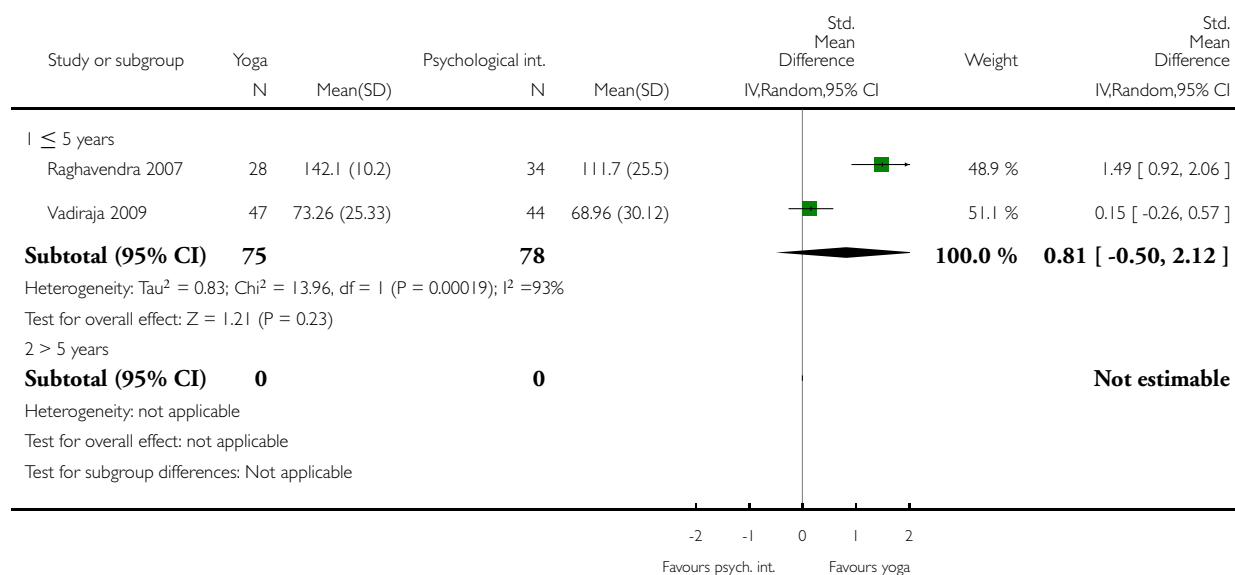


Analysis 8.1. Comparison 8 Yoga versus psychological interventions: subgroup analysis: time since diagnosis, Outcome 1 Health-related quality of life short-term.

Review: Yoga for improving health-related quality of life, mental health and cancer-related symptoms in women diagnosed with breast cancer

Comparison: 8 Yoga versus psychological interventions: subgroup analysis: time since diagnosis

Outcome: 1 Health-related quality of life short-term

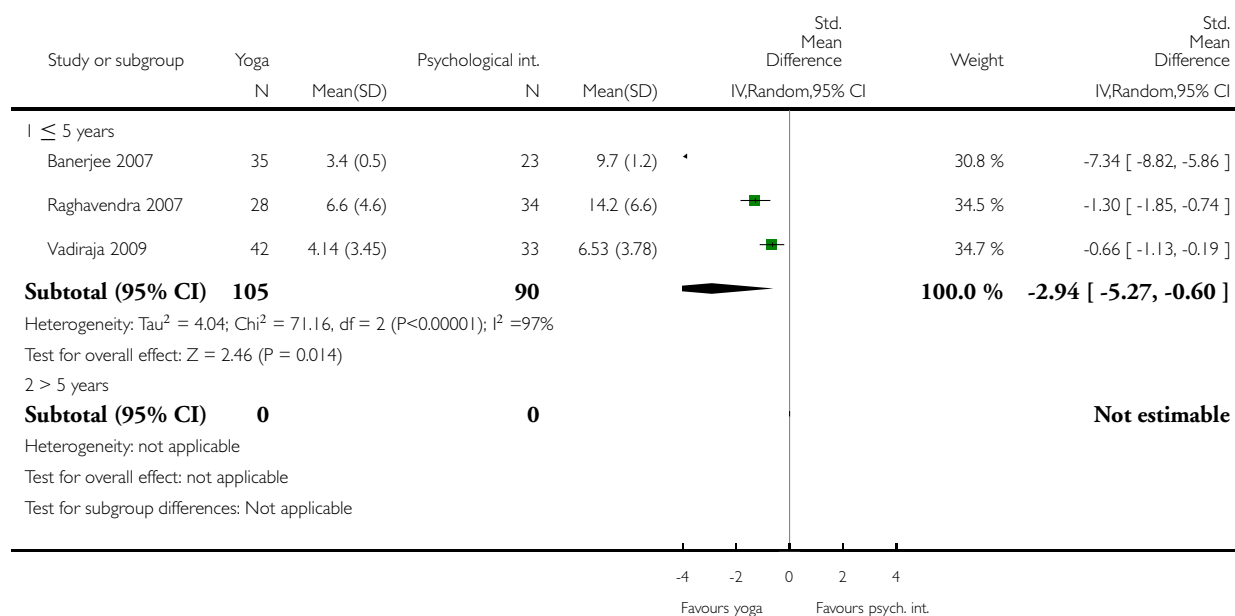


Analysis 8.2. Comparison 8 Yoga versus psychological interventions: subgroup analysis: time since diagnosis, Outcome 2 Depression short-term.

Review: Yoga for improving health-related quality of life, mental health and cancer-related symptoms in women diagnosed with breast cancer

Comparison: 8 Yoga versus psychological interventions: subgroup analysis: time since diagnosis

Outcome: 2 Depression short-term

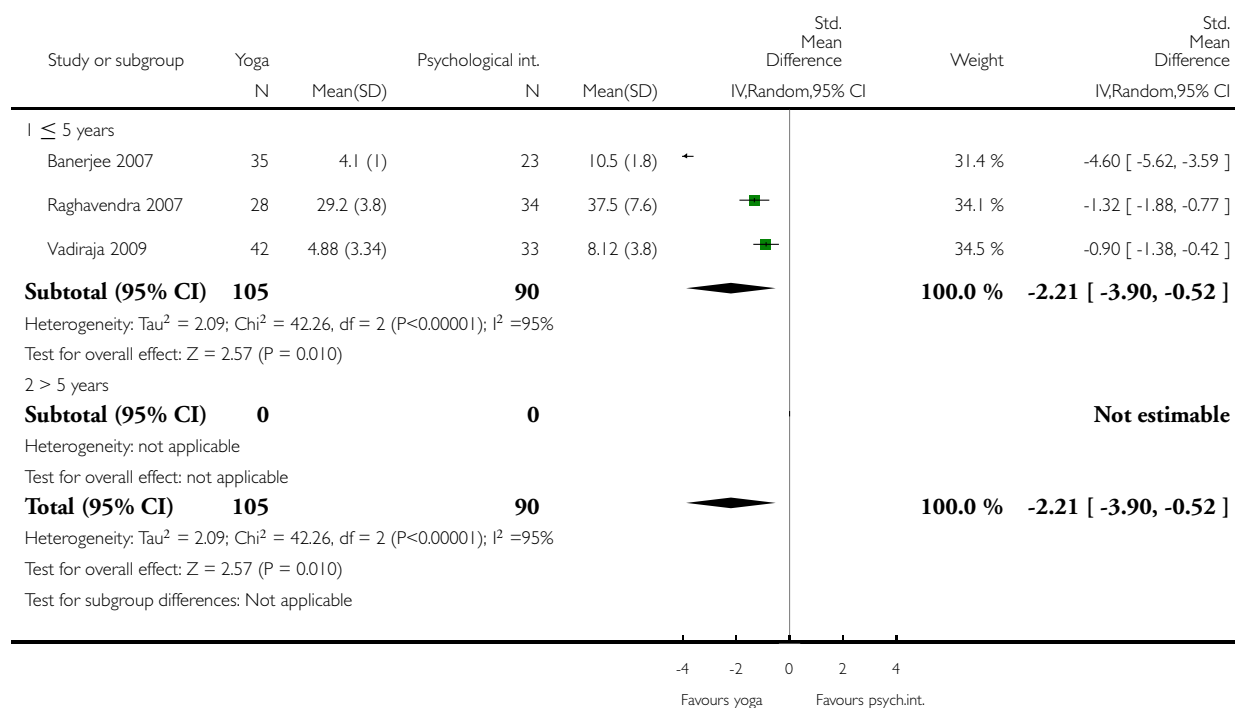


Analysis 8.3. Comparison 8 Yoga versus psychological interventions: subgroup analysis: time since diagnosis, Outcome 3 Anxiety short-term.

Review: Yoga for improving health-related quality of life, mental health and cancer-related symptoms in women diagnosed with breast cancer

Comparison: 8 Yoga versus psychological interventions: subgroup analysis: time since diagnosis

Outcome: 3 Anxiety short-term

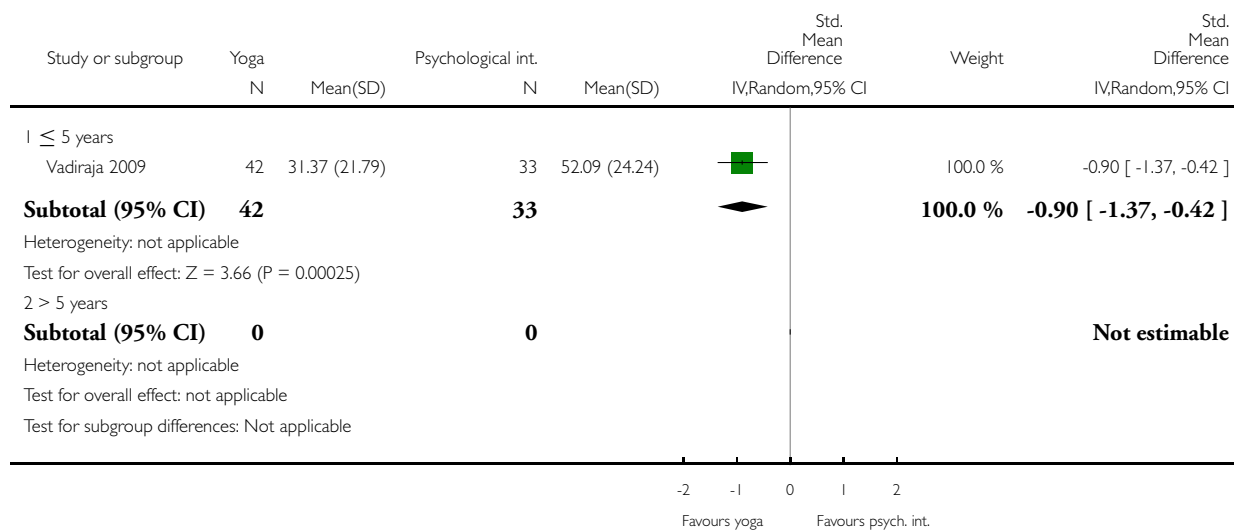


Analysis 8.4. Comparison 8 Yoga versus psychological interventions: subgroup analysis: time since diagnosis, Outcome 4 Fatigue short-term.

Review: Yoga for improving health-related quality of life, mental health and cancer-related symptoms in women diagnosed with breast cancer

Comparison: 8 Yoga versus psychological interventions: subgroup analysis: time since diagnosis

Outcome: 4 Fatigue short-term

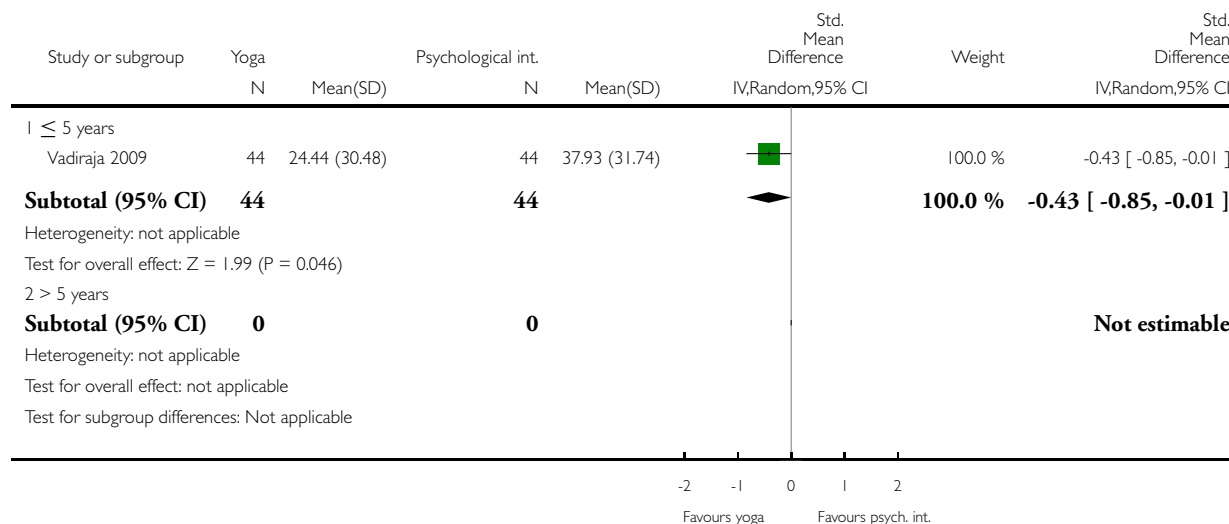


Analysis 8.5. Comparison 8 Yoga versus psychological interventions: subgroup analysis: time since diagnosis, Outcome 5 Sleep disturbances short-term.

Review: Yoga for improving health-related quality of life, mental health and cancer-related symptoms in women diagnosed with breast cancer

Comparison: 8 Yoga versus psychological interventions: subgroup analysis: time since diagnosis

Outcome: 5 Sleep disturbances short-term

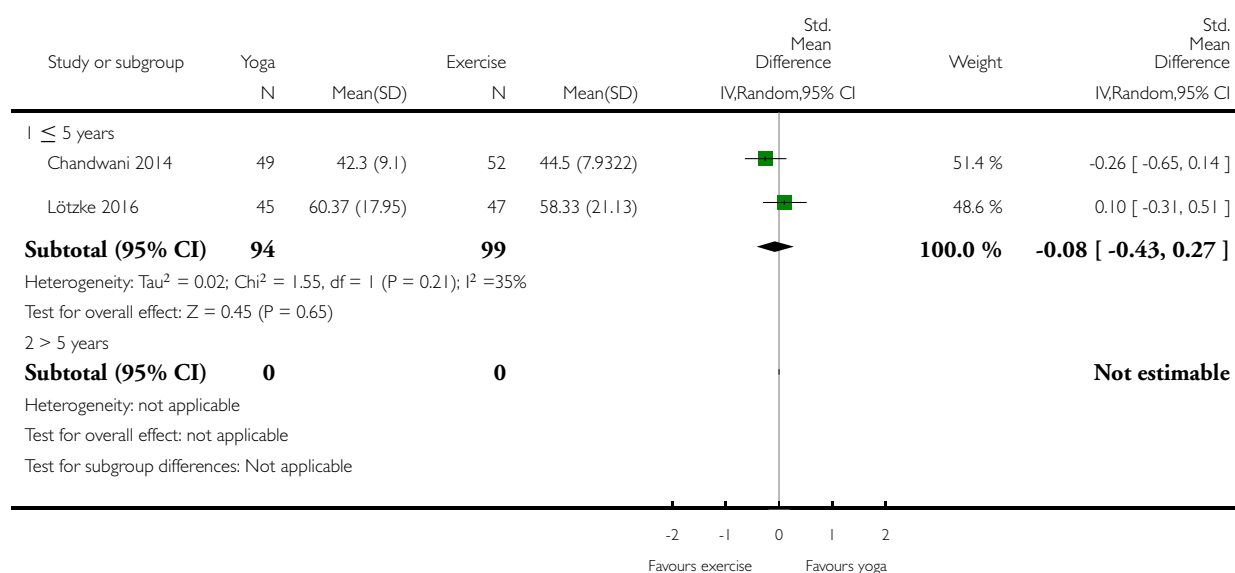


Analysis 9.1. Comparison 9 Yoga versus exercise: subgroup analysis: time since diagnosis, Outcome 1 Health-related quality of life short-term.

Review: Yoga for improving health-related quality of life, mental health and cancer-related symptoms in women diagnosed with breast cancer

Comparison: 9 Yoga versus exercise: subgroup analysis: time since diagnosis

Outcome: 1 Health-related quality of life short-term

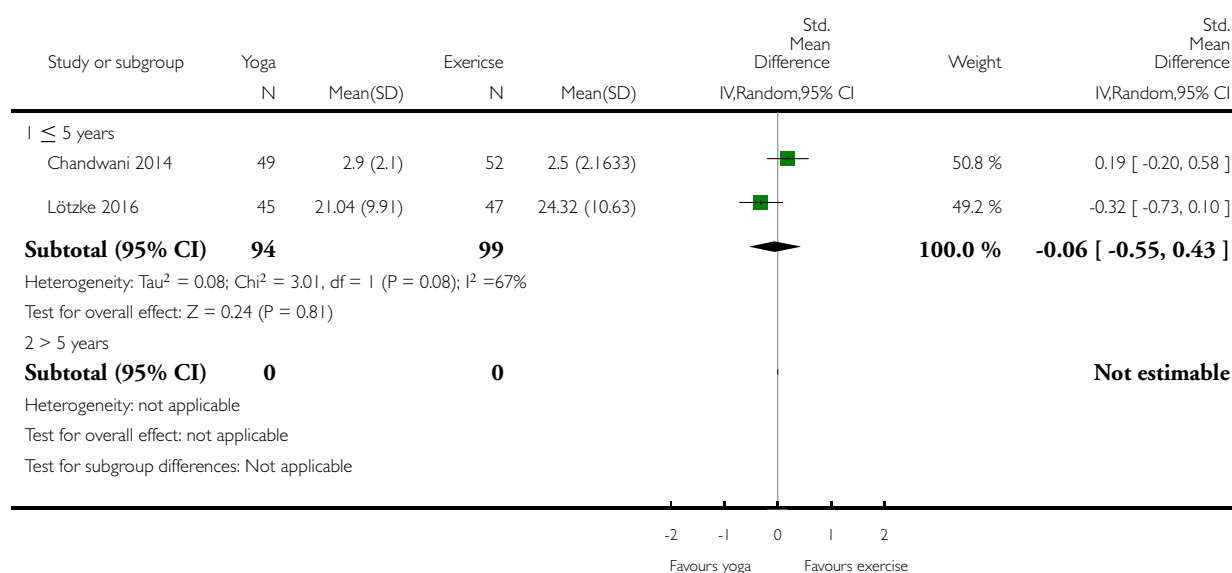


Analysis 9.2. Comparison 9 Yoga versus exercise: subgroup analysis: time since diagnosis, Outcome 2 Fatigue short-term.

Review: Yoga for improving health-related quality of life, mental health and cancer-related symptoms in women diagnosed with breast cancer

Comparison: 9 Yoga versus exercise: subgroup analysis: time since diagnosis

Outcome: 2 Fatigue short-term

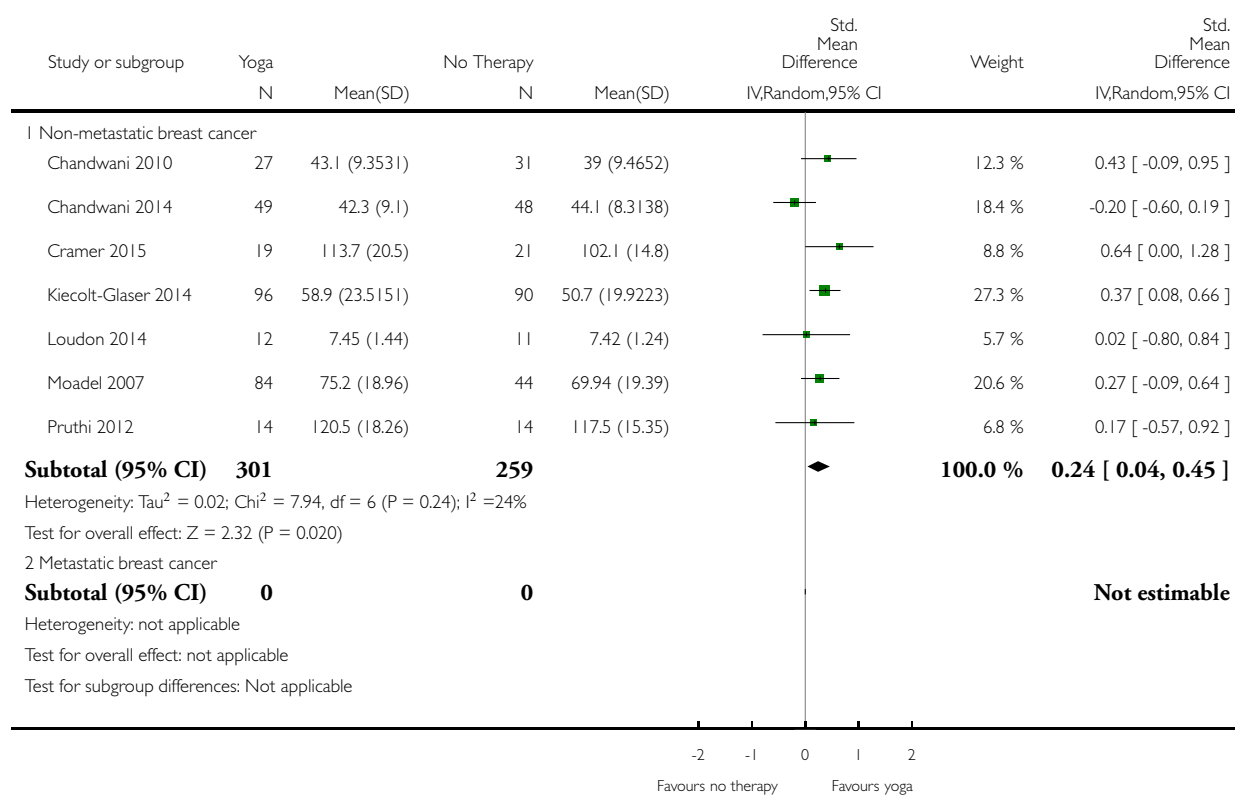


Analysis 10.1. Comparison 10 Yoga versus no therapy: subgroup analysis: stage of cancer, Outcome 1 Health-related quality of life short-term.

Review: Yoga for improving health-related quality of life, mental health and cancer-related symptoms in women diagnosed with breast cancer

Comparison: 10 Yoga versus no therapy: subgroup analysis: stage of cancer

Outcome: 1 Health-related quality of life short-term

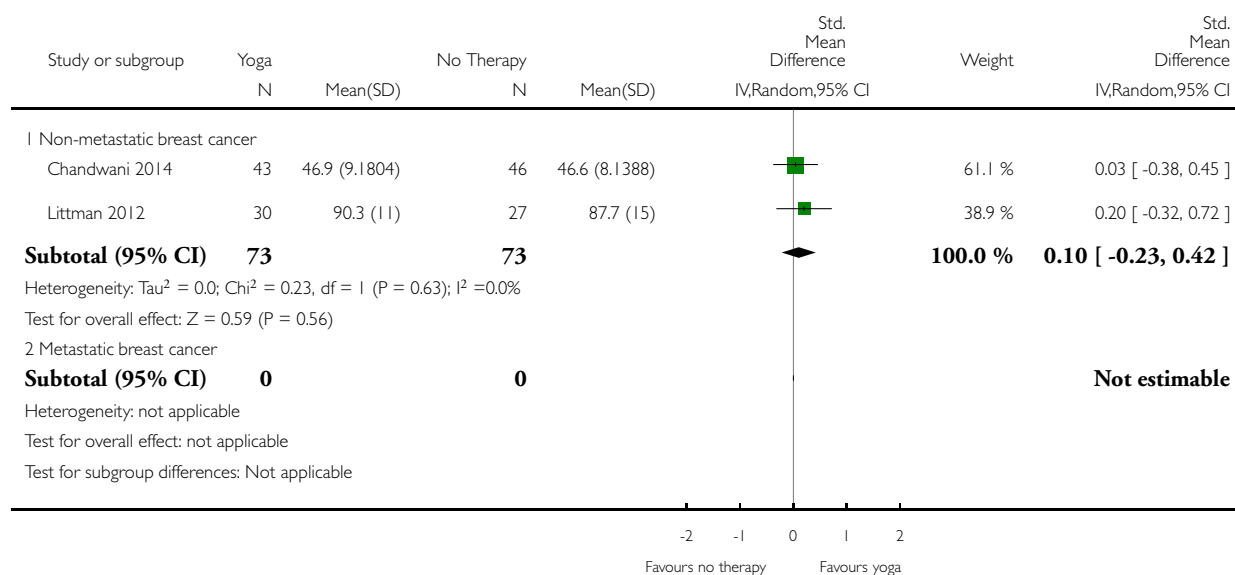


Analysis 10.2. Comparison 10 Yoga versus no therapy: subgroup analysis: stage of cancer, Outcome 2 Health-related quality of life medium-term.

Review: Yoga for improving health-related quality of life, mental health and cancer-related symptoms in women diagnosed with breast cancer

Comparison: 10 Yoga versus no therapy: subgroup analysis: stage of cancer

Outcome: 2 Health-related quality of life medium-term

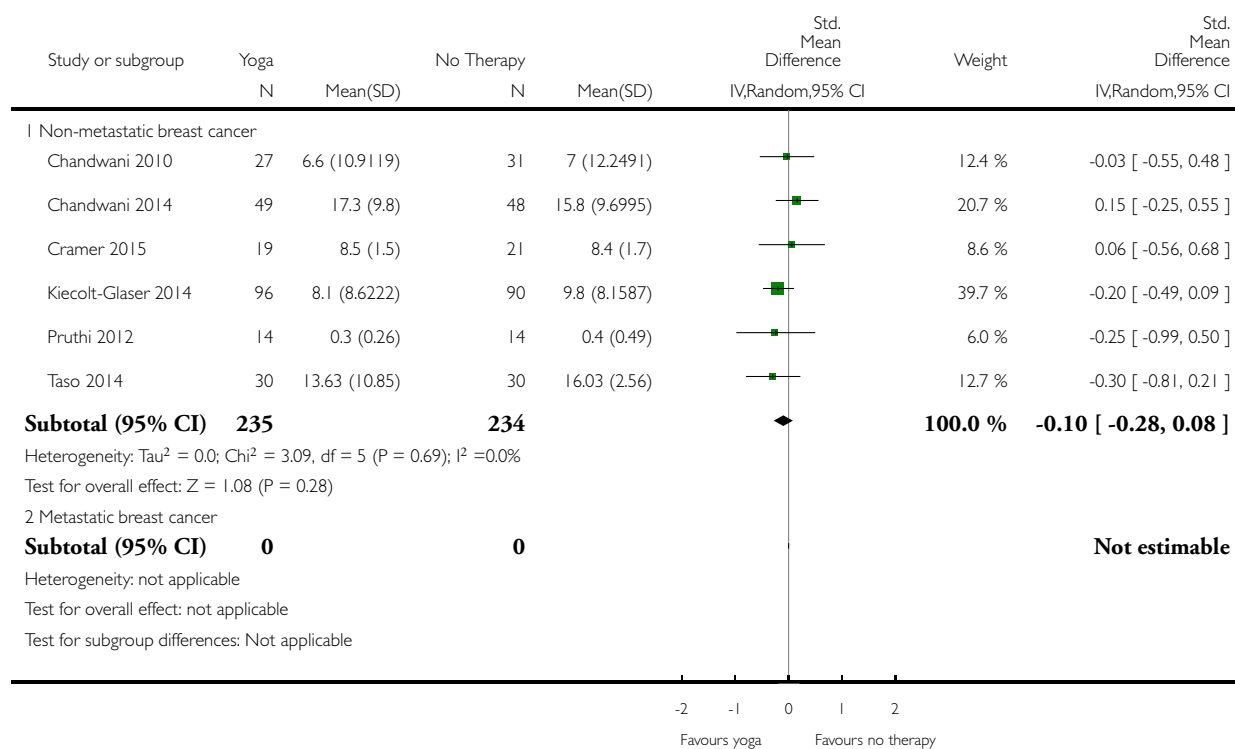


Analysis 10.3. Comparison 10 Yoga versus no therapy: subgroup analysis: stage of cancer, Outcome 3 Depression short-term.

Review: Yoga for improving health-related quality of life, mental health and cancer-related symptoms in women diagnosed with breast cancer

Comparison: 10 Yoga versus no therapy: subgroup analysis: stage of cancer

Outcome: 3 Depression short-term

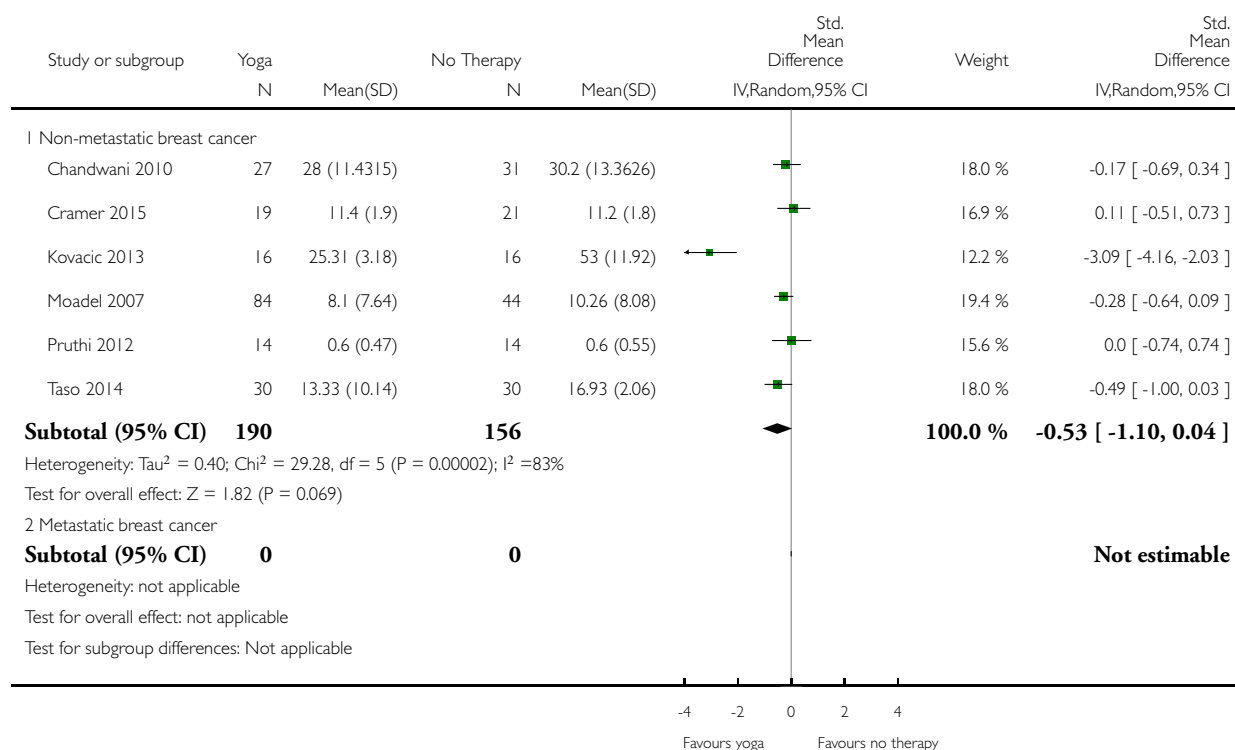


Analysis 10.4. Comparison 10 Yoga versus no therapy: subgroup analysis: stage of cancer, Outcome 4 Anxiety short-term.

Review: Yoga for improving health-related quality of life, mental health and cancer-related symptoms in women diagnosed with breast cancer

Comparison: 10 Yoga versus no therapy: subgroup analysis: stage of cancer

Outcome: 4 Anxiety short-term

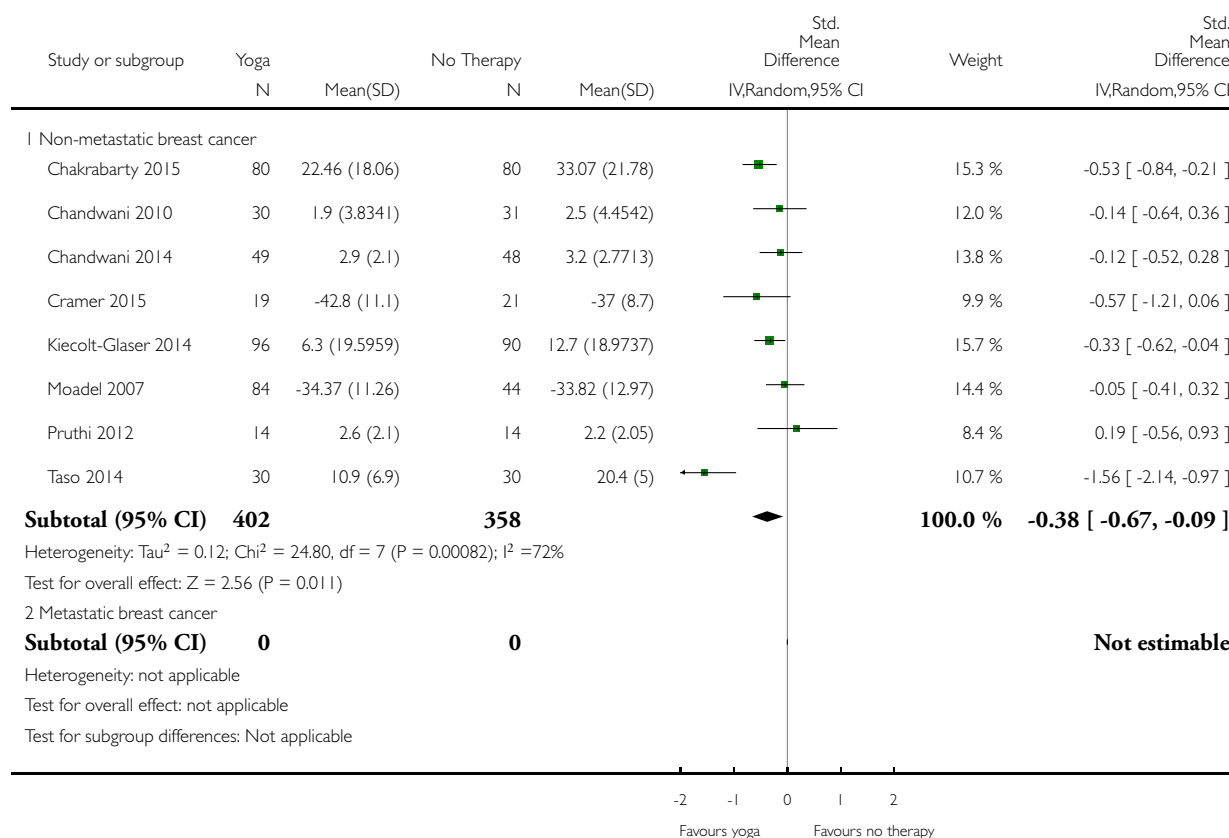


Analysis 10.5. Comparison 10 Yoga versus no therapy: subgroup analysis: stage of cancer, Outcome 5 Fatigue short-term.

Review: Yoga for improving health-related quality of life, mental health and cancer-related symptoms in women diagnosed with breast cancer

Comparison: 10 Yoga versus no therapy: subgroup analysis: stage of cancer

Outcome: 5 Fatigue short-term

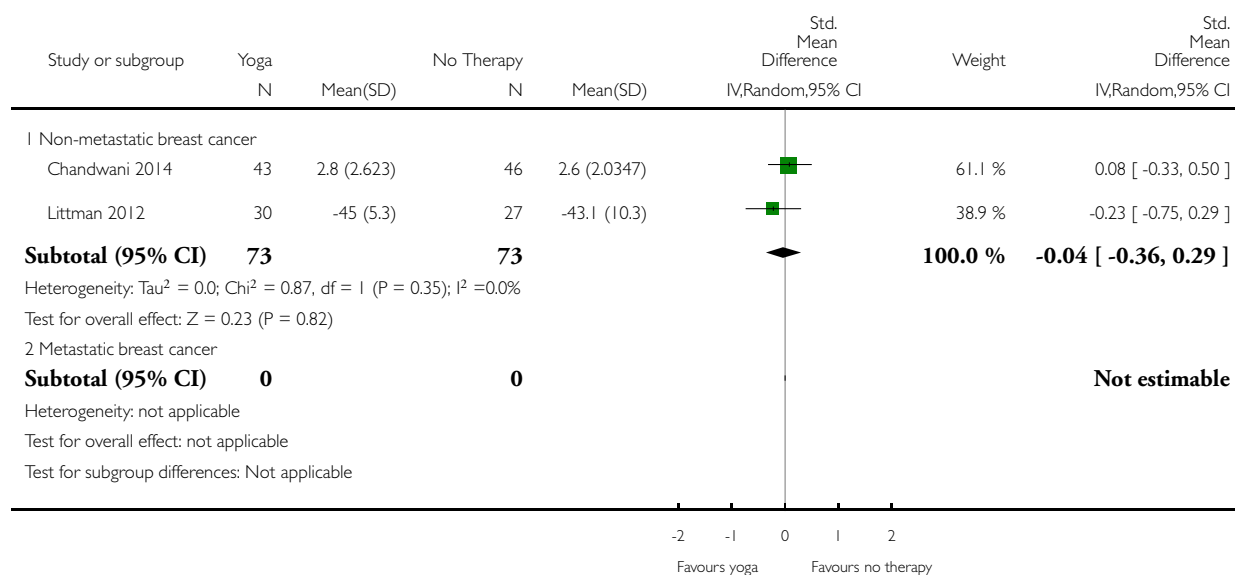


Analysis 10.6. Comparison 10 Yoga versus no therapy: subgroup analysis: stage of cancer, Outcome 6 Fatigue medium-term.

Review: Yoga for improving health-related quality of life, mental health and cancer-related symptoms in women diagnosed with breast cancer

Comparison: 10 Yoga versus no therapy: subgroup analysis: stage of cancer

Outcome: 6 Fatigue medium-term

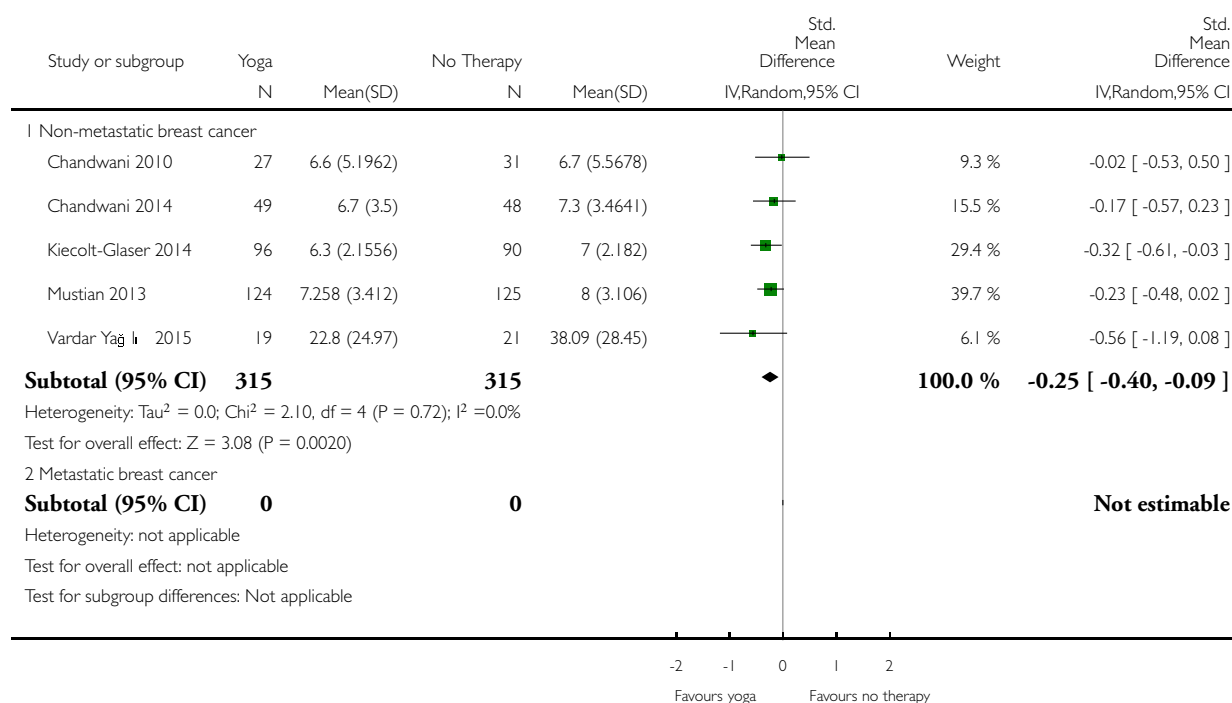


Analysis 10.7. Comparison 10 Yoga versus no therapy: subgroup analysis: stage of cancer, Outcome 7 Sleep disturbances short-term.

Review: Yoga for improving health-related quality of life, mental health and cancer-related symptoms in women diagnosed with breast cancer

Comparison: 10 Yoga versus no therapy: subgroup analysis: stage of cancer

Outcome: 7 Sleep disturbances short-term

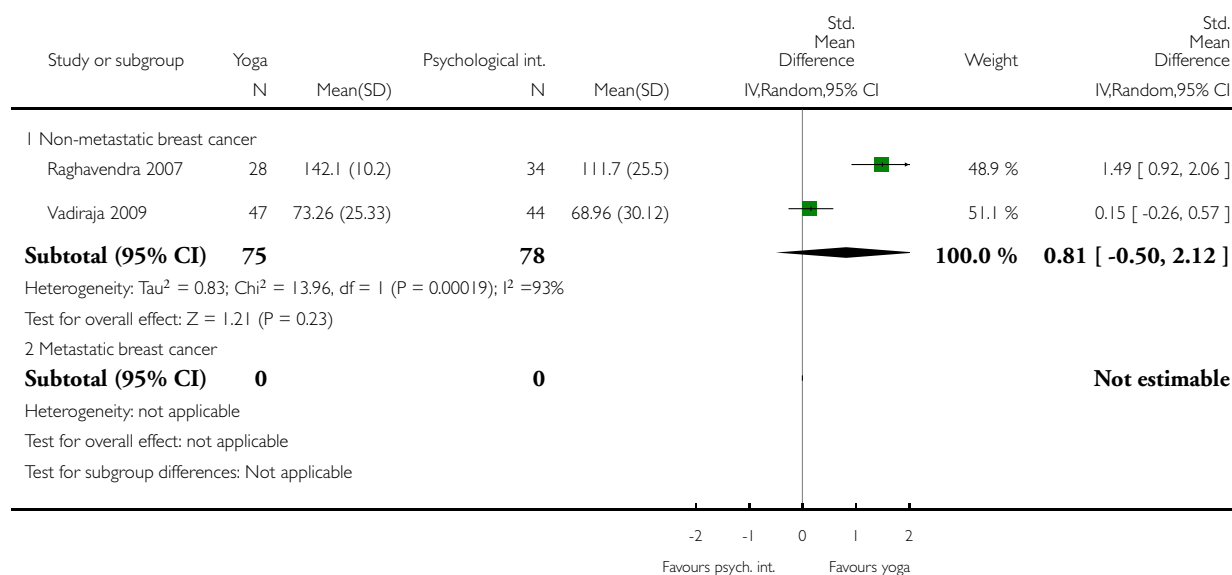


Analysis 11.1. Comparison 11 Yoga versus psychological interventions: subgroup analysis: stage of cancer, Outcome 1 Health-related quality of life short-term.

Review: Yoga for improving health-related quality of life, mental health and cancer-related symptoms in women diagnosed with breast cancer

Comparison: 11 Yoga versus psychological interventions: subgroup analysis: stage of cancer

Outcome: 1 Health-related quality of life short-term

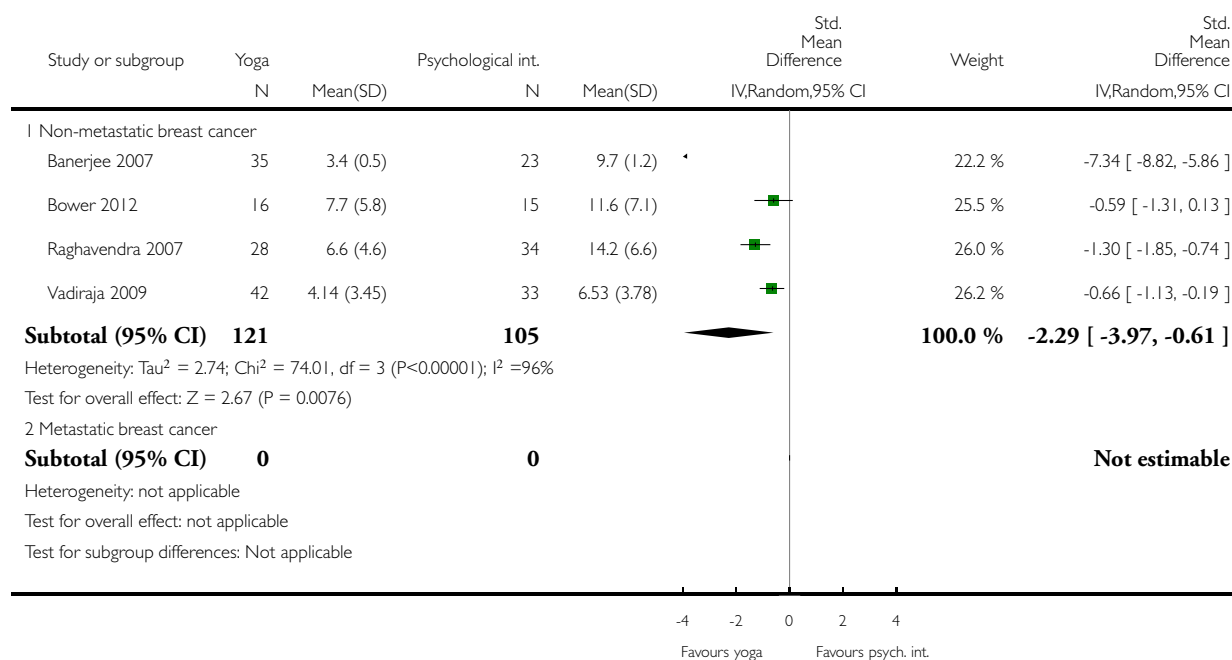


Analysis 11.2. Comparison 11 Yoga versus psychological interventions: subgroup analysis: stage of cancer, Outcome 2 Depression short-term.

Review: Yoga for improving health-related quality of life, mental health and cancer-related symptoms in women diagnosed with breast cancer

Comparison: 11 Yoga versus psychological interventions: subgroup analysis: stage of cancer

Outcome: 2 Depression short-term

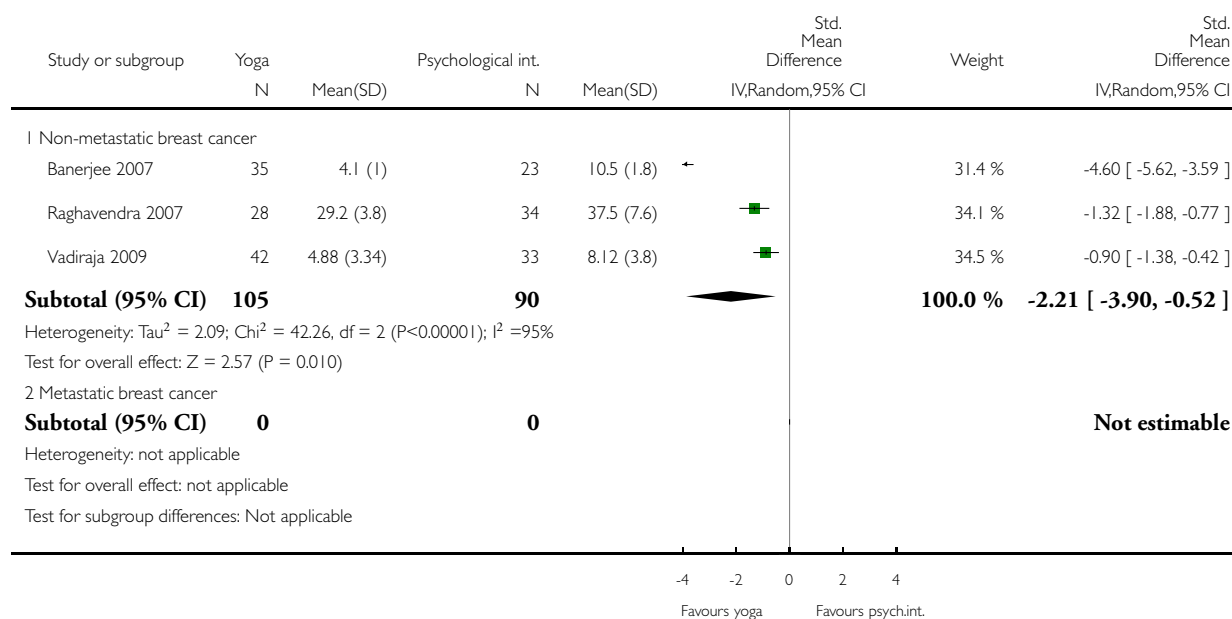


Analysis 11.3. Comparison 11 Yoga versus psychological interventions: subgroup analysis: stage of cancer, Outcome 3 Anxiety short-term.

Review: Yoga for improving health-related quality of life, mental health and cancer-related symptoms in women diagnosed with breast cancer

Comparison: 11 Yoga versus psychological interventions: subgroup analysis: stage of cancer

Outcome: 3 Anxiety short-term

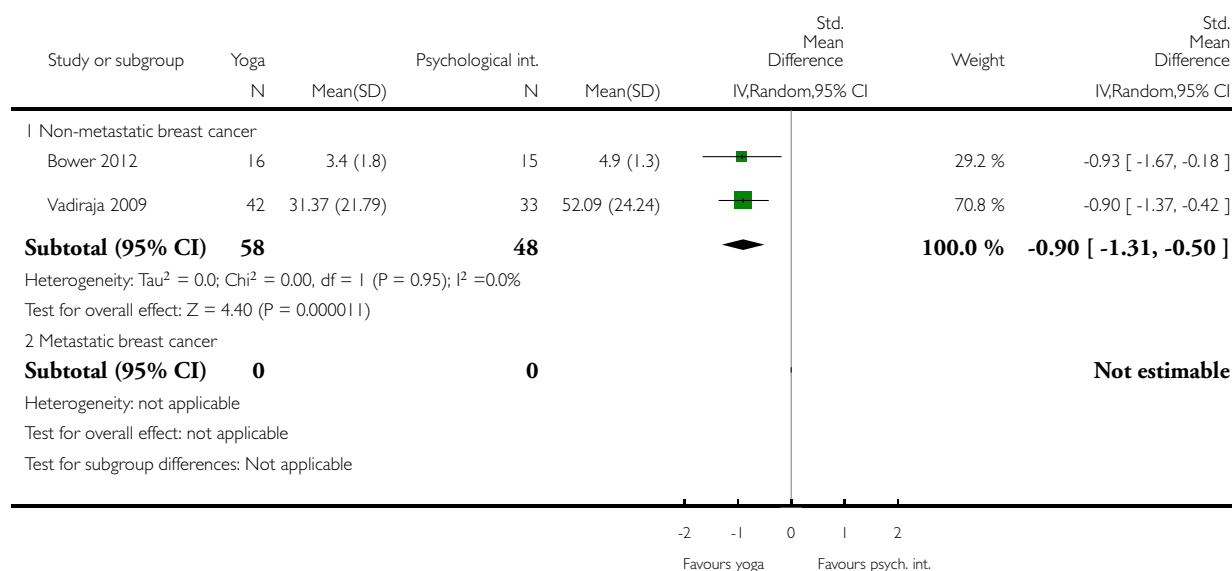


Analysis 11.4. Comparison 11 Yoga versus psychological interventions: subgroup analysis: stage of cancer, Outcome 4 Fatigue short-term.

Review: Yoga for improving health-related quality of life, mental health and cancer-related symptoms in women diagnosed with breast cancer

Comparison: 11 Yoga versus psychological interventions: subgroup analysis: stage of cancer

Outcome: 4 Fatigue short-term

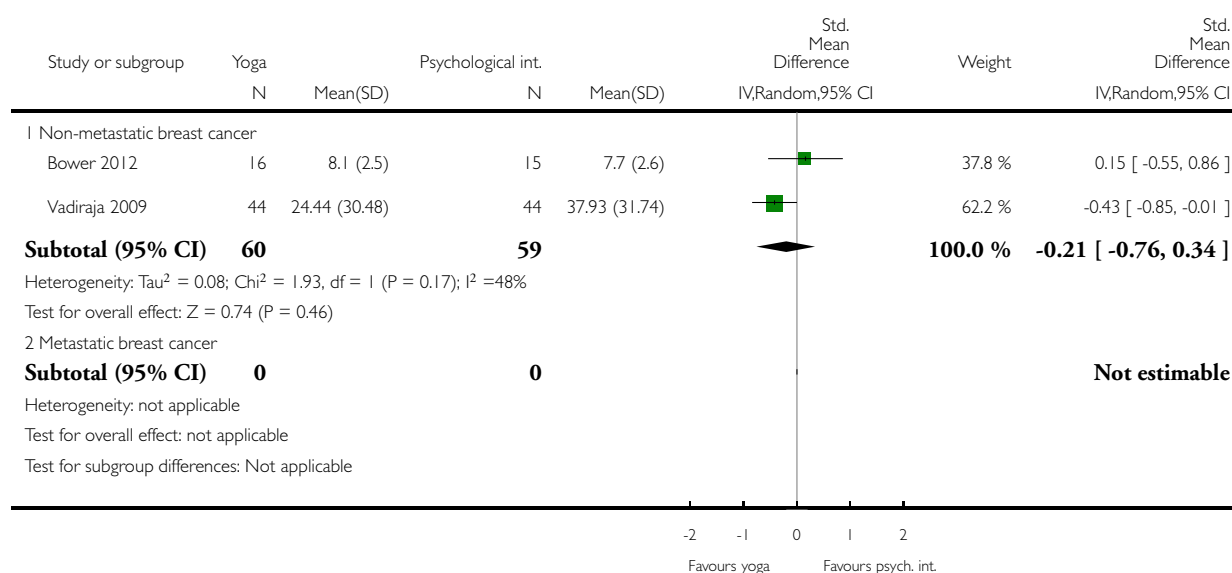


Analysis 11.5. Comparison 11 Yoga versus psychological interventions: subgroup analysis: stage of cancer, Outcome 5 Sleep disturbances short-term.

Review: Yoga for improving health-related quality of life, mental health and cancer-related symptoms in women diagnosed with breast cancer

Comparison: 11 Yoga versus psychological interventions: subgroup analysis: stage of cancer

Outcome: 5 Sleep disturbances short-term

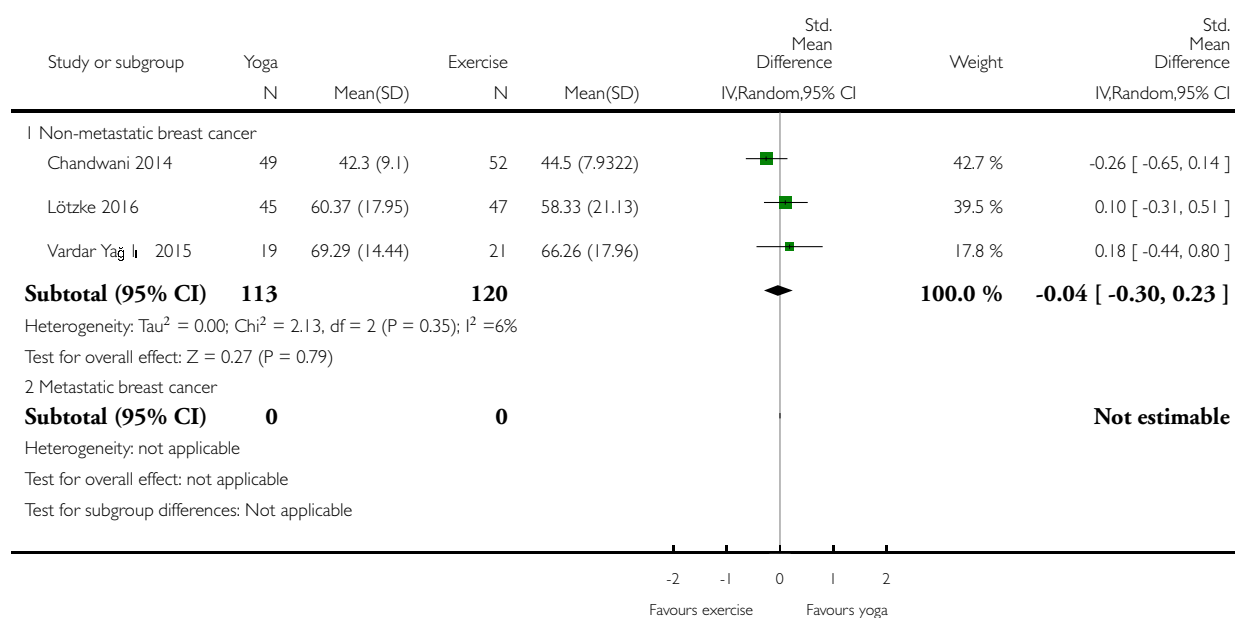


Analysis 12.1. Comparison 12 Yoga versus exercise: subgroup analysis: stage of cancer, Outcome 1 Health-related quality of life short-term.

Review: Yoga for improving health-related quality of life, mental health and cancer-related symptoms in women diagnosed with breast cancer

Comparison: 12 Yoga versus exercise: subgroup analysis: stage of cancer

Outcome: 1 Health-related quality of life short-term

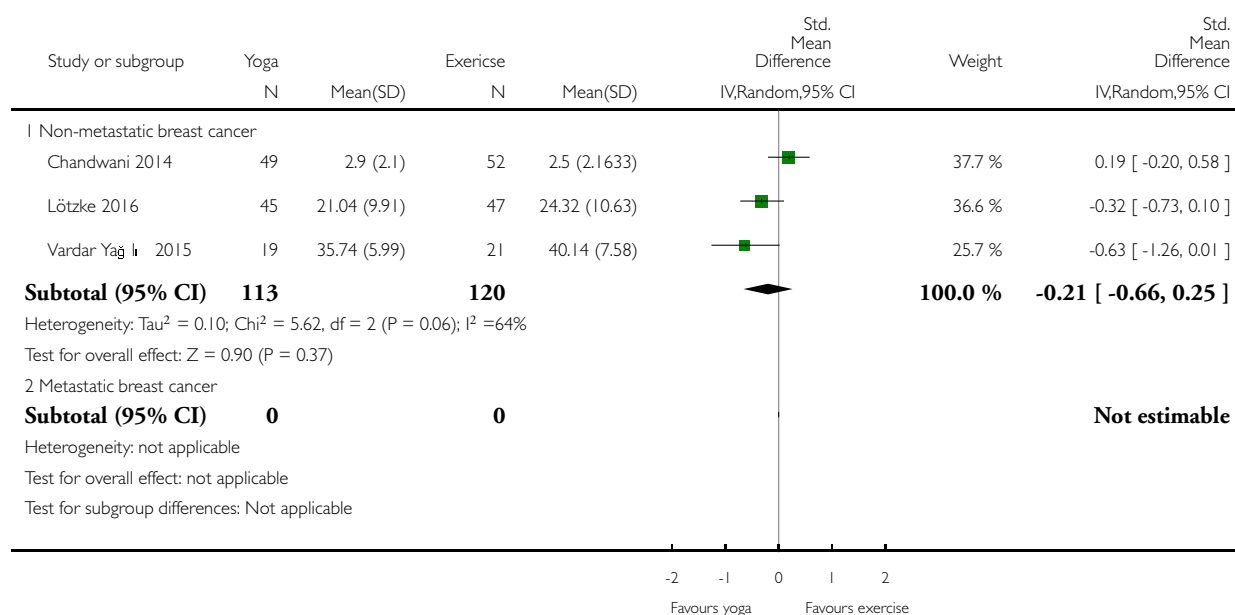


Analysis 12.2. Comparison 12 Yoga versus exercise: subgroup analysis: stage of cancer, Outcome 2 Fatigue short-term.

Review: Yoga for improving health-related quality of life, mental health and cancer-related symptoms in women diagnosed with breast cancer

Comparison: 12 Yoga versus exercise: subgroup analysis: stage of cancer

Outcome: 2 Fatigue short-term

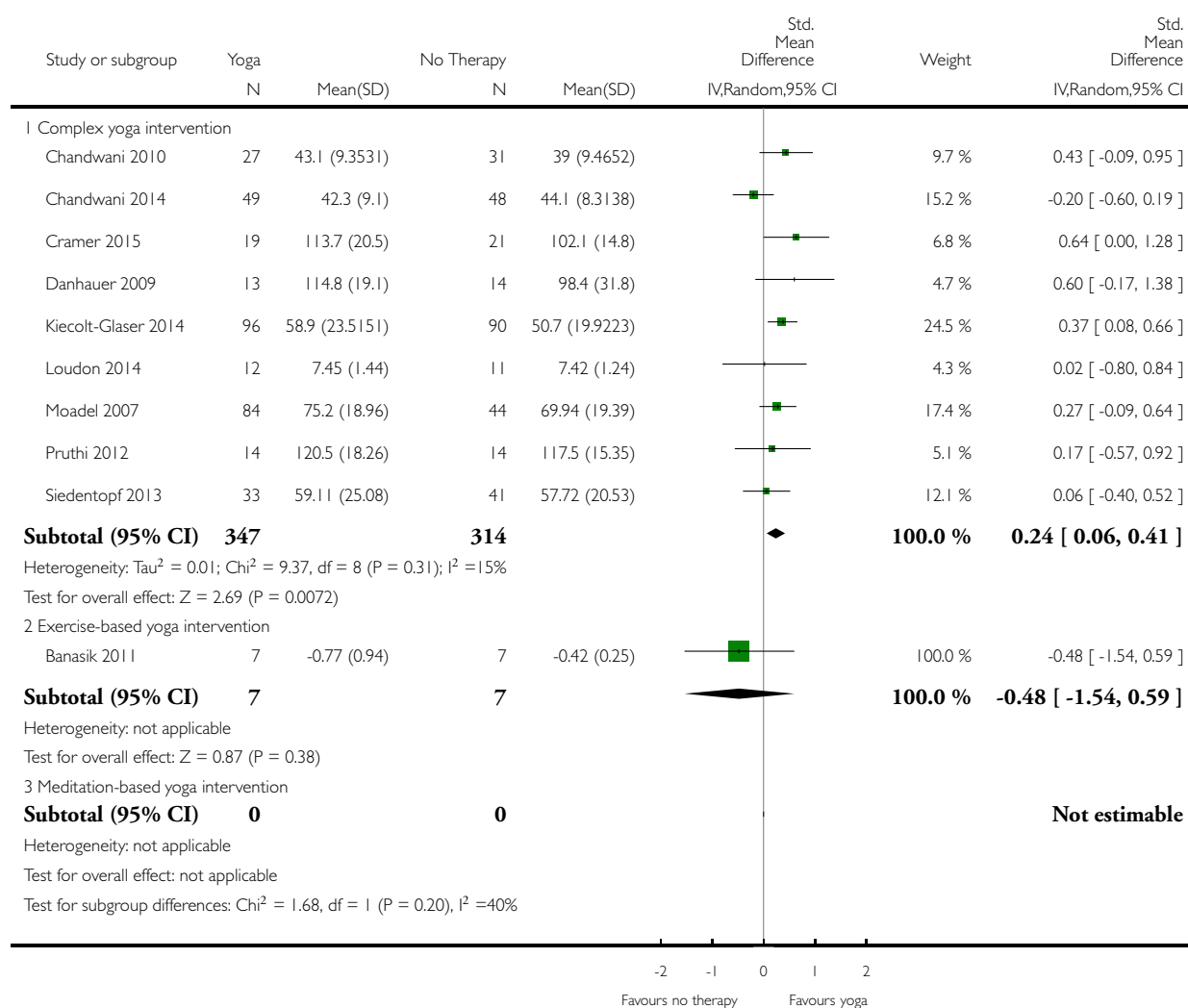


Analysis 13.1. Comparison 13 Yoga versus no therapy: subgroup analysis: yoga intervention, Outcome 1 Health-related quality of life short-term.

Review: Yoga for improving health-related quality of life, mental health and cancer-related symptoms in women diagnosed with breast cancer

Comparison: 13 Yoga versus no therapy: subgroup analysis: yoga intervention

Outcome: 1 Health-related quality of life short-term

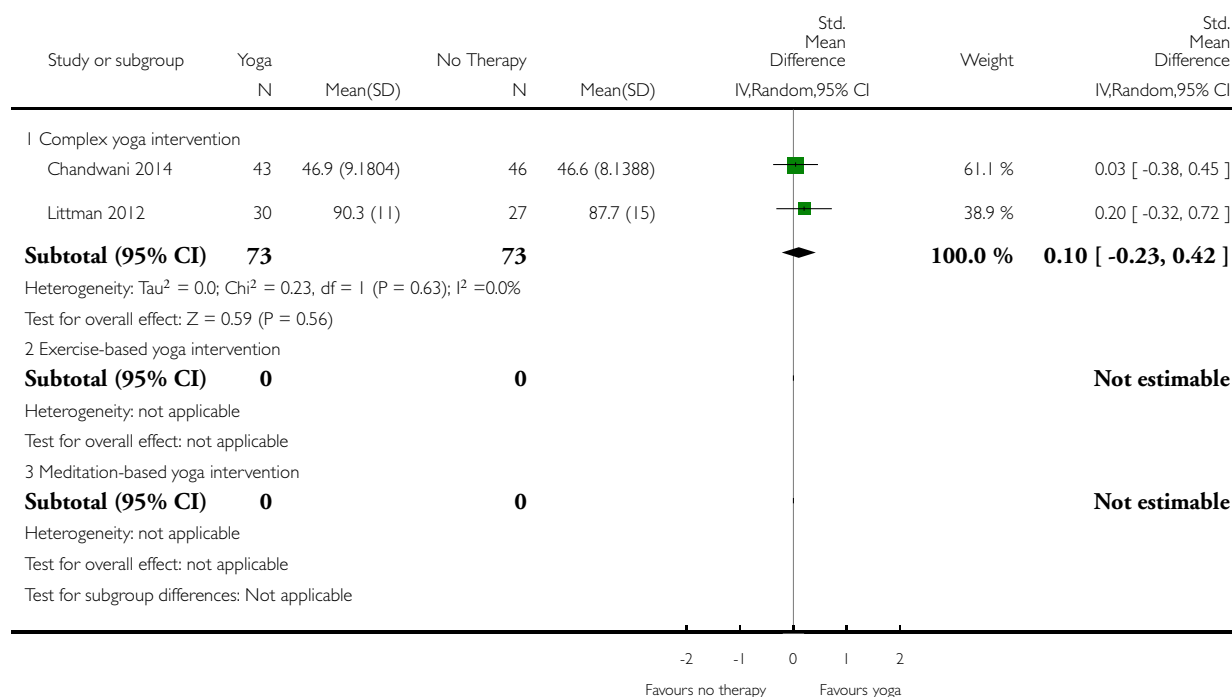


Analysis 13.2. Comparison 13 Yoga versus no therapy: subgroup analysis: yoga intervention, Outcome 2 Health-related quality of life medium-term.

Review: Yoga for improving health-related quality of life, mental health and cancer-related symptoms in women diagnosed with breast cancer

Comparison: 13 Yoga versus no therapy: subgroup analysis: yoga intervention

Outcome: 2 Health-related quality of life medium-term

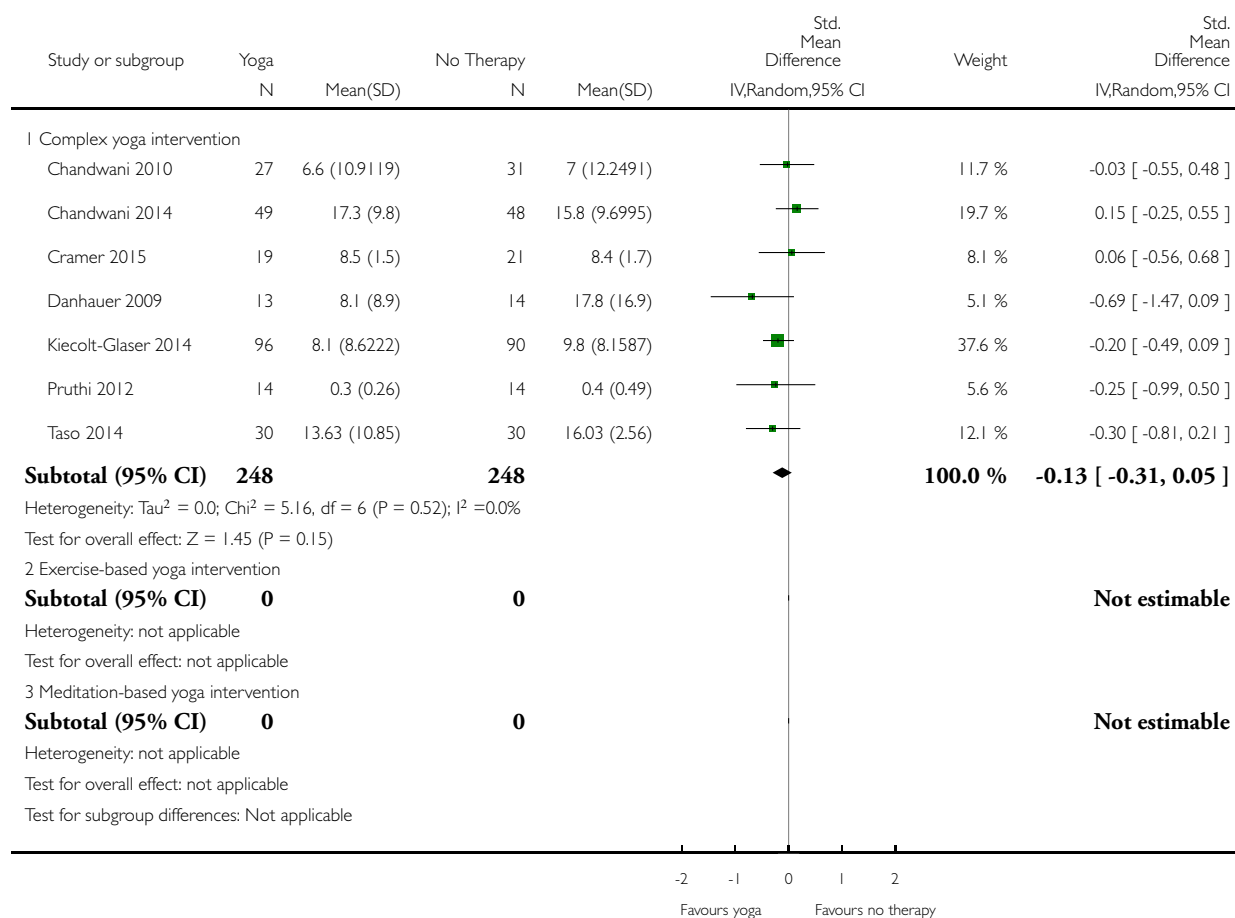


Analysis 13.3. Comparison 13 Yoga versus no therapy: subgroup analysis: yoga intervention, Outcome 3 Depression short-term.

Review: Yoga for improving health-related quality of life, mental health and cancer-related symptoms in women diagnosed with breast cancer

Comparison: 13 Yoga versus no therapy: subgroup analysis: yoga intervention

Outcome: 3 Depression short-term

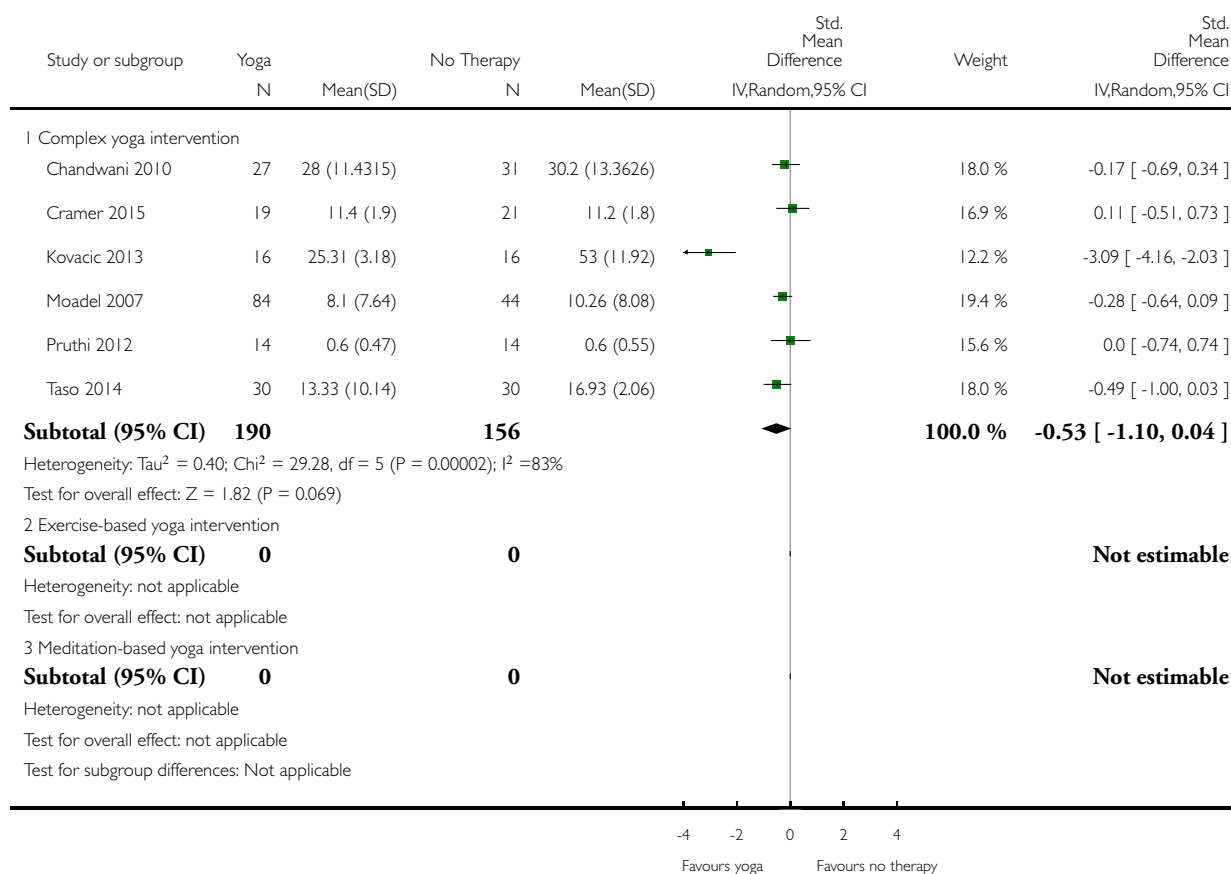


Analysis 13.4. Comparison 13 Yoga versus no therapy: subgroup analysis: yoga intervention, Outcome 4 Anxiety short-term.

Review: Yoga for improving health-related quality of life, mental health and cancer-related symptoms in women diagnosed with breast cancer

Comparison: 13 Yoga versus no therapy: subgroup analysis: yoga intervention

Outcome: 4 Anxiety short-term

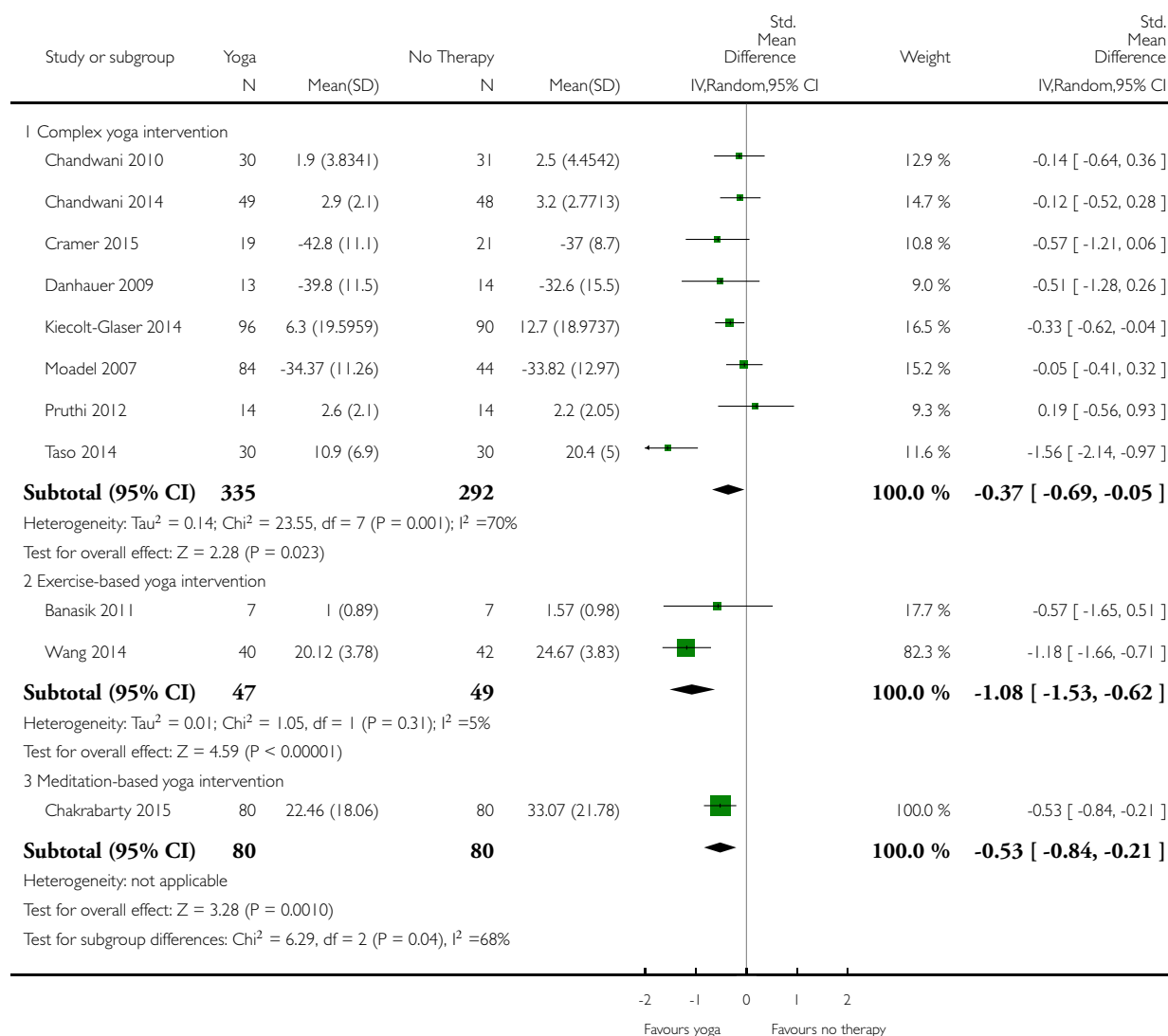


Analysis 13.5. Comparison 13 Yoga versus no therapy: subgroup analysis: yoga intervention, Outcome 5 Fatigue short-term.

Review: Yoga for improving health-related quality of life, mental health and cancer-related symptoms in women diagnosed with breast cancer

Comparison: 13 Yoga versus no therapy: subgroup analysis: yoga intervention

Outcome: 5 Fatigue short-term

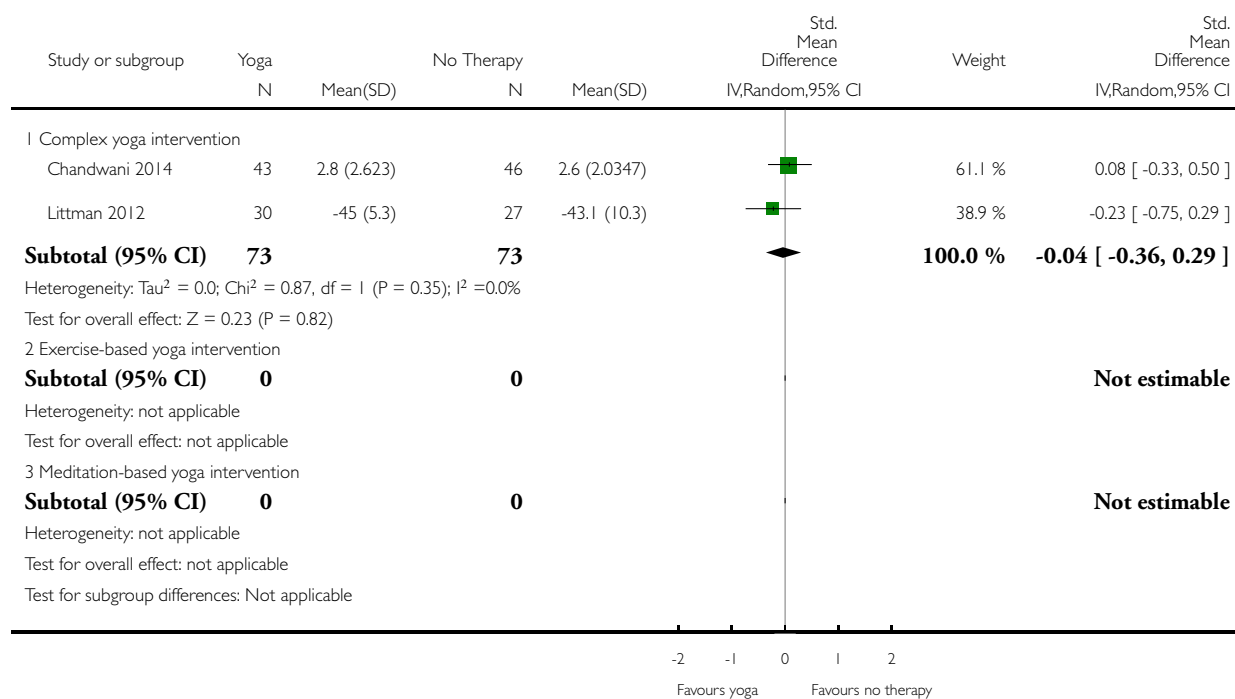


Analysis 13.6. Comparison 13 Yoga versus no therapy: subgroup analysis: yoga intervention, Outcome 6 Fatigue medium-term.

Review: Yoga for improving health-related quality of life, mental health and cancer-related symptoms in women diagnosed with breast cancer

Comparison: 13 Yoga versus no therapy: subgroup analysis: yoga intervention

Outcome: 6 Fatigue medium-term

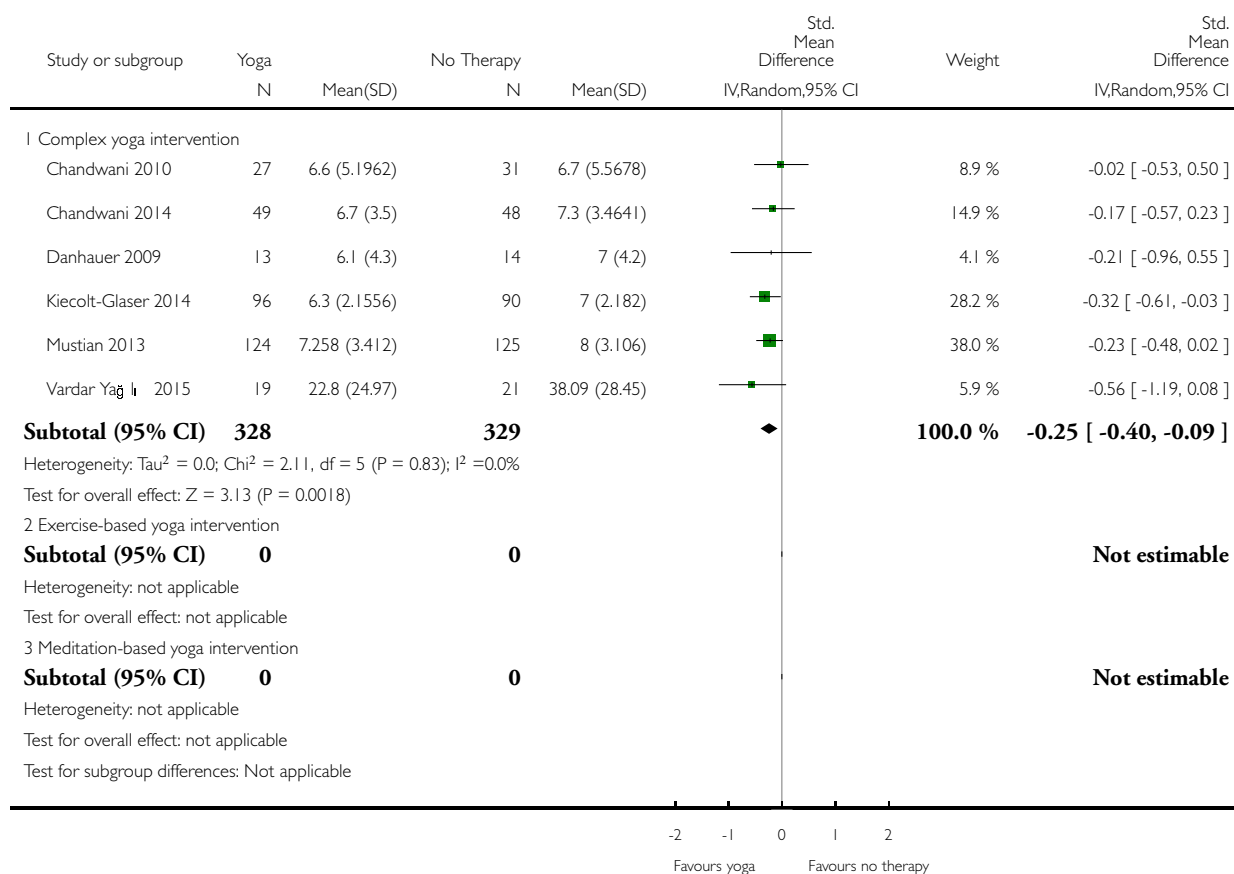


Analysis 13.7. Comparison 13 Yoga versus no therapy: subgroup analysis: yoga intervention, Outcome 7 Sleep disturbances short-term.

Review: Yoga for improving health-related quality of life, mental health and cancer-related symptoms in women diagnosed with breast cancer

Comparison: 13 Yoga versus no therapy: subgroup analysis: yoga intervention

Outcome: 7 Sleep disturbances short-term

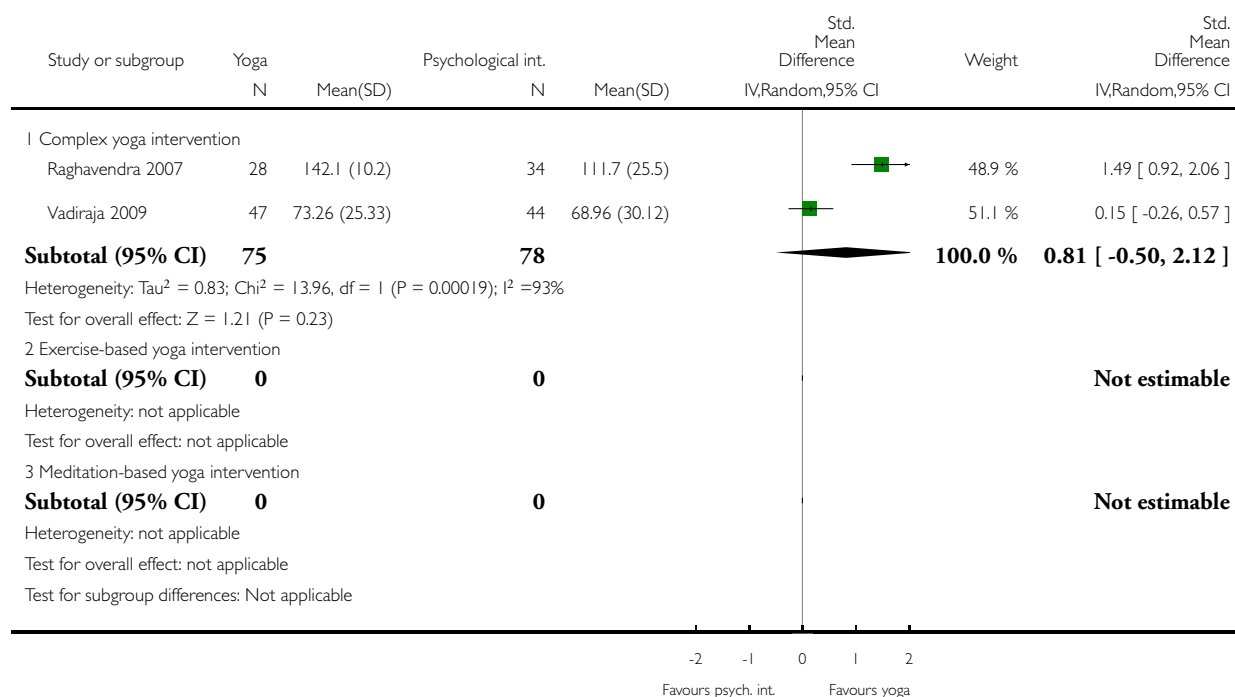


Analysis 14.1. Comparison 14 Yoga versus psychological interventions: subgroup analysis: yoga intervention, Outcome 1 Health-related quality of life short-term.

Review: Yoga for improving health-related quality of life, mental health and cancer-related symptoms in women diagnosed with breast cancer

Comparison: 14 Yoga versus psychological interventions: subgroup analysis: yoga intervention

Outcome: 1 Health-related quality of life short-term

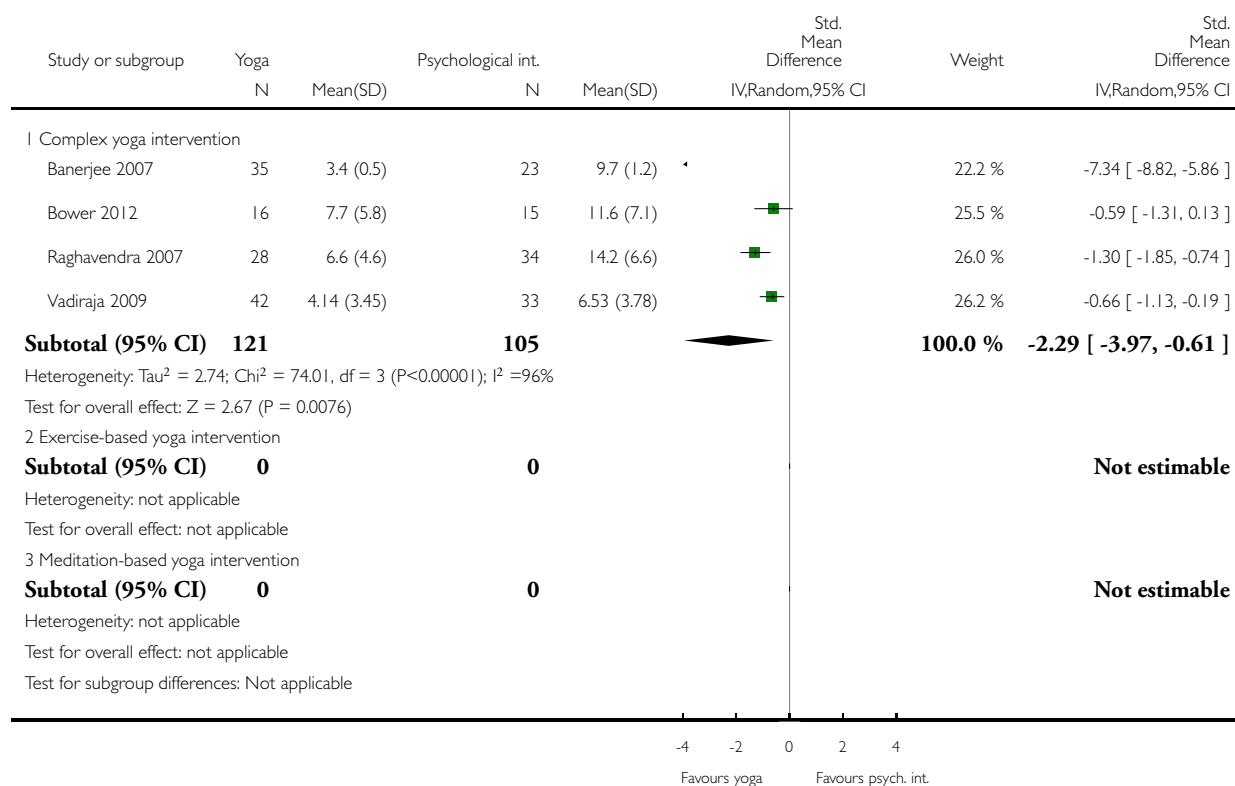


Analysis 14.2. Comparison 14 Yoga versus psychological interventions: subgroup analysis: yoga intervention, Outcome 2 Depression short-term.

Review: Yoga for improving health-related quality of life, mental health and cancer-related symptoms in women diagnosed with breast cancer

Comparison: 14 Yoga versus psychological interventions: subgroup analysis: yoga intervention

Outcome: 2 Depression short-term

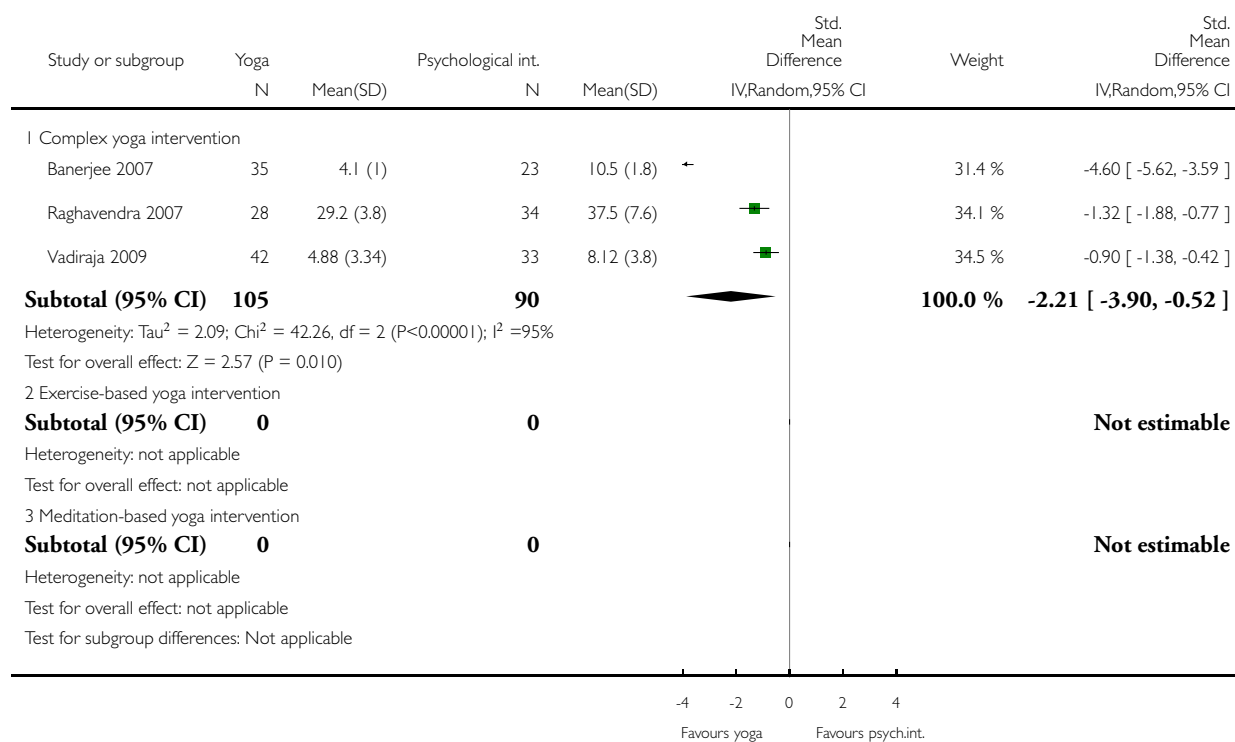


Analysis 14.3. Comparison 14 Yoga versus psychological interventions: subgroup analysis: yoga intervention, Outcome 3 Anxiety short-term.

Review: Yoga for improving health-related quality of life, mental health and cancer-related symptoms in women diagnosed with breast cancer

Comparison: 14 Yoga versus psychological interventions: subgroup analysis: yoga intervention

Outcome: 3 Anxiety short-term

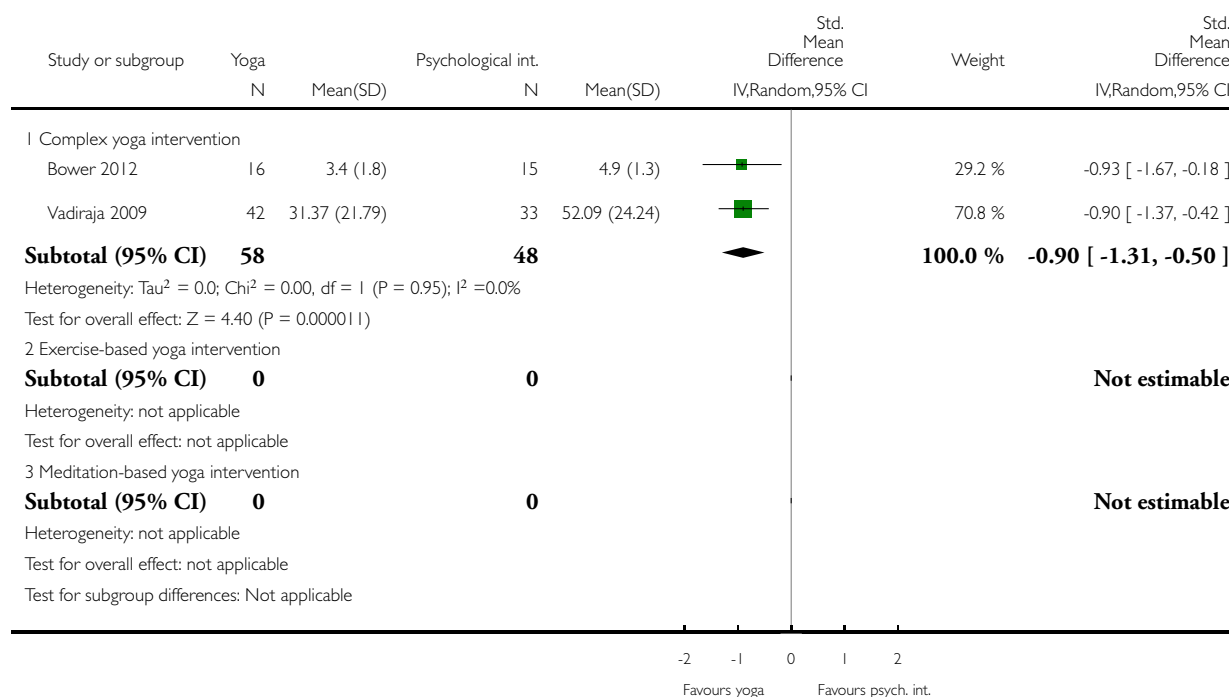


Analysis 14.4. Comparison 14 Yoga versus psychological interventions: subgroup analysis: yoga intervention, Outcome 4 Fatigue short-term.

Review: Yoga for improving health-related quality of life, mental health and cancer-related symptoms in women diagnosed with breast cancer

Comparison: 14 Yoga versus psychological interventions: subgroup analysis: yoga intervention

Outcome: 4 Fatigue short-term

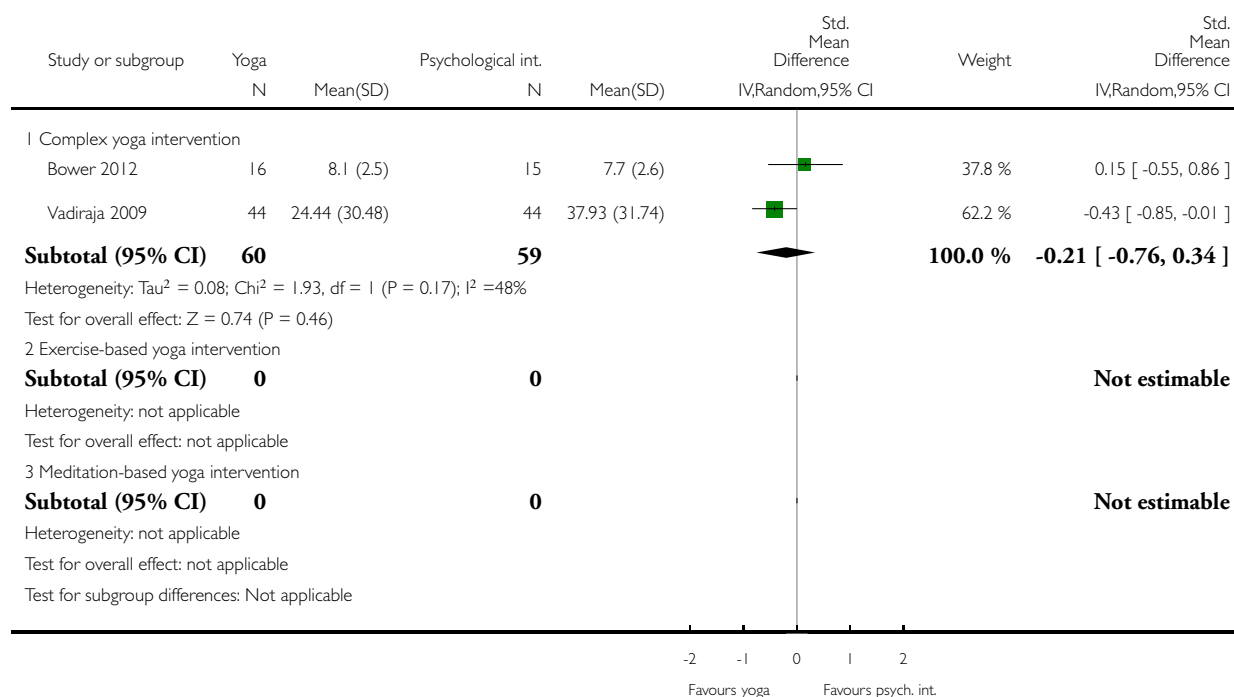


Analysis 14.5. Comparison 14 Yoga versus psychological interventions: subgroup analysis: yoga intervention, Outcome 5 Sleep disturbances short-term.

Review: Yoga for improving health-related quality of life, mental health and cancer-related symptoms in women diagnosed with breast cancer

Comparison: 14 Yoga versus psychological interventions: subgroup analysis: yoga intervention

Outcome: 5 Sleep disturbances short-term

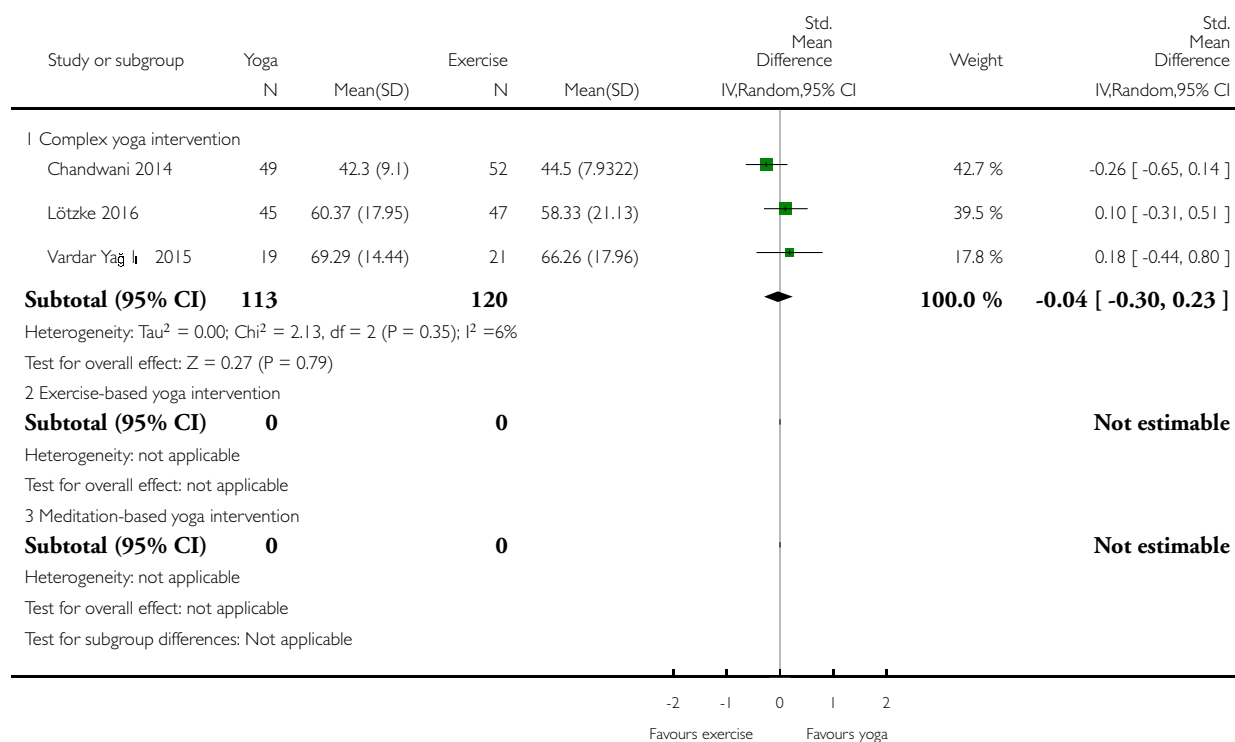


Analysis 15.1. Comparison 15 Yoga versus exercise: subgroup analysis: yoga intervention, Outcome 1 Health-related quality of life short-term.

Review: Yoga for improving health-related quality of life, mental health and cancer-related symptoms in women diagnosed with breast cancer

Comparison: 15 Yoga versus exercise: subgroup analysis: yoga intervention

Outcome: 1 Health-related quality of life short-term

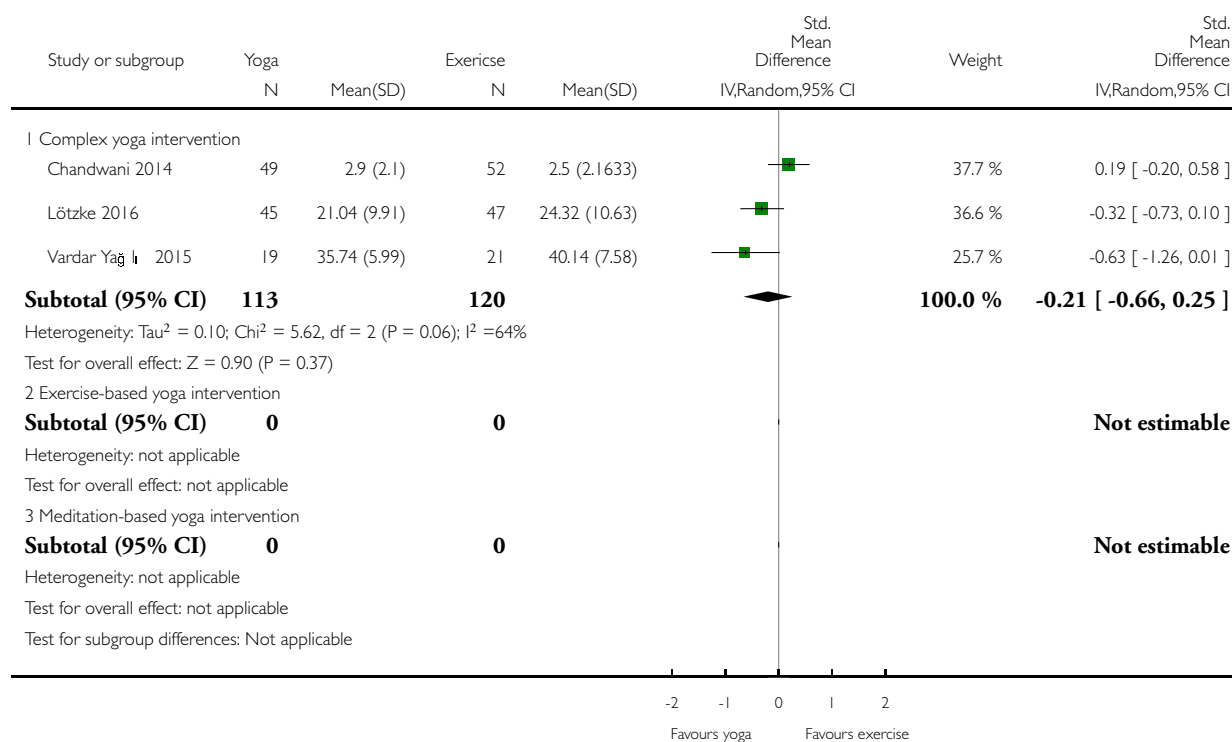


Analysis 15.2. Comparison 15 Yoga versus exercise: subgroup analysis: yoga intervention, Outcome 2 Fatigue short-term.

Review: Yoga for improving health-related quality of life, mental health and cancer-related symptoms in women diagnosed with breast cancer

Comparison: 15 Yoga versus exercise: subgroup analysis: yoga intervention

Outcome: 2 Fatigue short-term

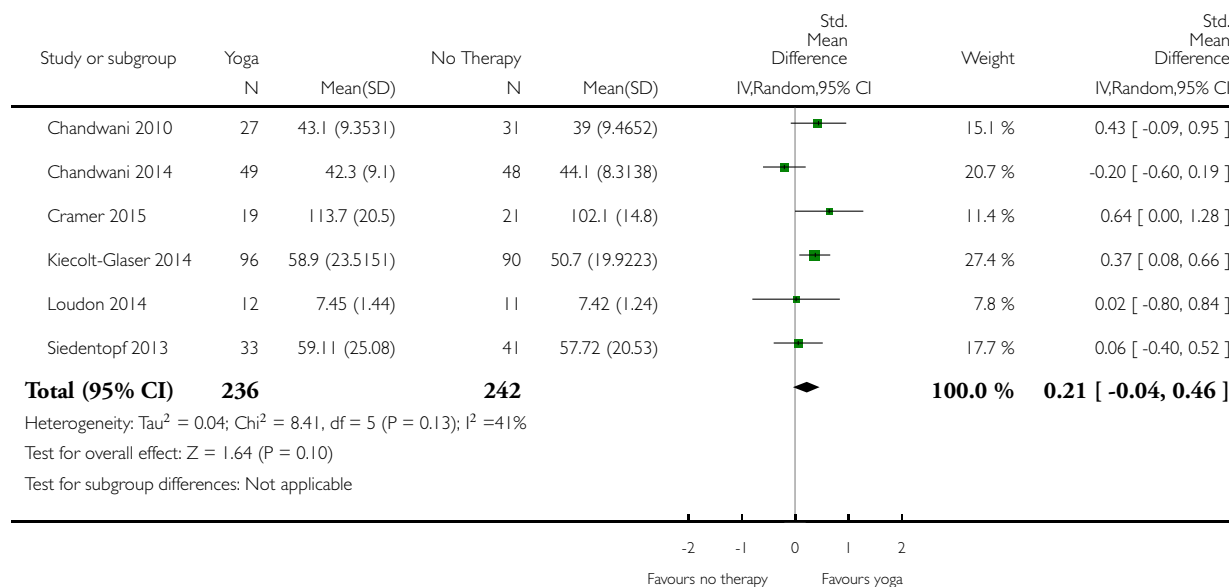


Analysis 16.1. Comparison 16 Yoga versus no therapy: sensitivity analysis: random sequence generation, Outcome 1 Health-related quality of life short-term.

Review: Yoga for improving health-related quality of life, mental health and cancer-related symptoms in women diagnosed with breast cancer

Comparison: 16 Yoga versus no therapy: sensitivity analysis: random sequence generation

Outcome: 1 Health-related quality of life short-term

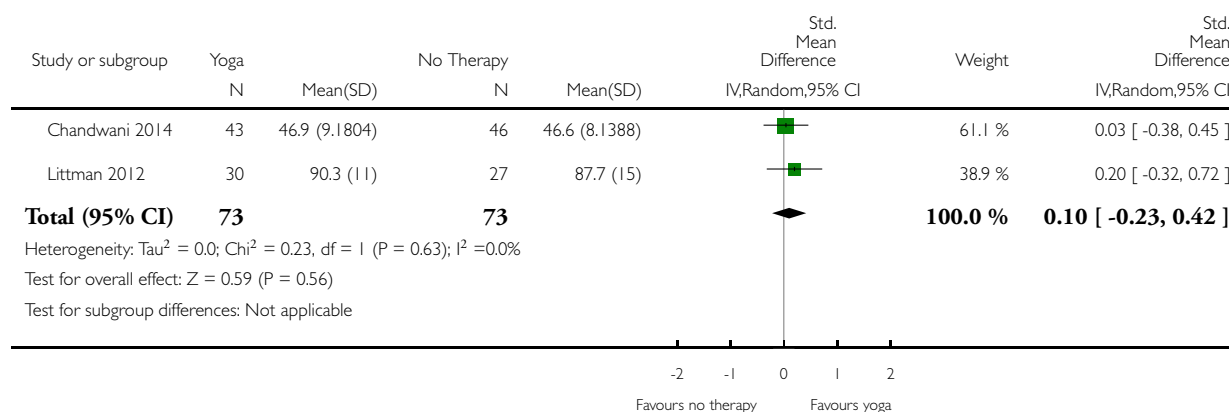


Analysis 16.2. Comparison 16 Yoga versus no therapy: sensitivity analysis: random sequence generation, Outcome 2 Health-related quality of life medium-term.

Review: Yoga for improving health-related quality of life, mental health and cancer-related symptoms in women diagnosed with breast cancer

Comparison: 16 Yoga versus no therapy: sensitivity analysis: random sequence generation

Outcome: 2 Health-related quality of life medium-term

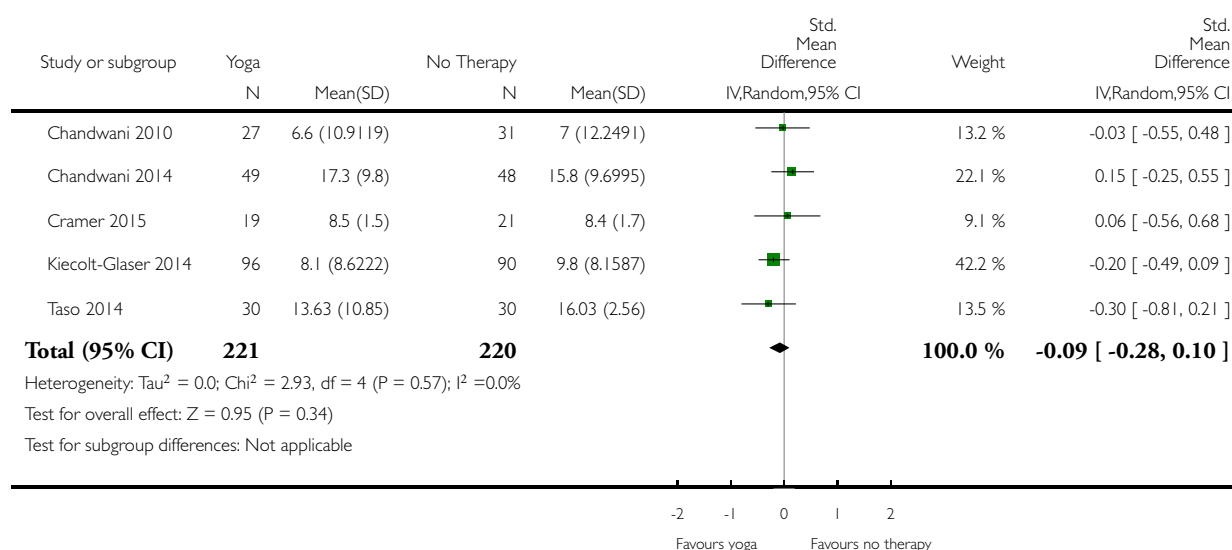


Analysis 16.3. Comparison 16 Yoga versus no therapy: sensitivity analysis: random sequence generation, Outcome 3 Depression short-term.

Review: Yoga for improving health-related quality of life, mental health and cancer-related symptoms in women diagnosed with breast cancer

Comparison: 16 Yoga versus no therapy: sensitivity analysis: random sequence generation

Outcome: 3 Depression short-term

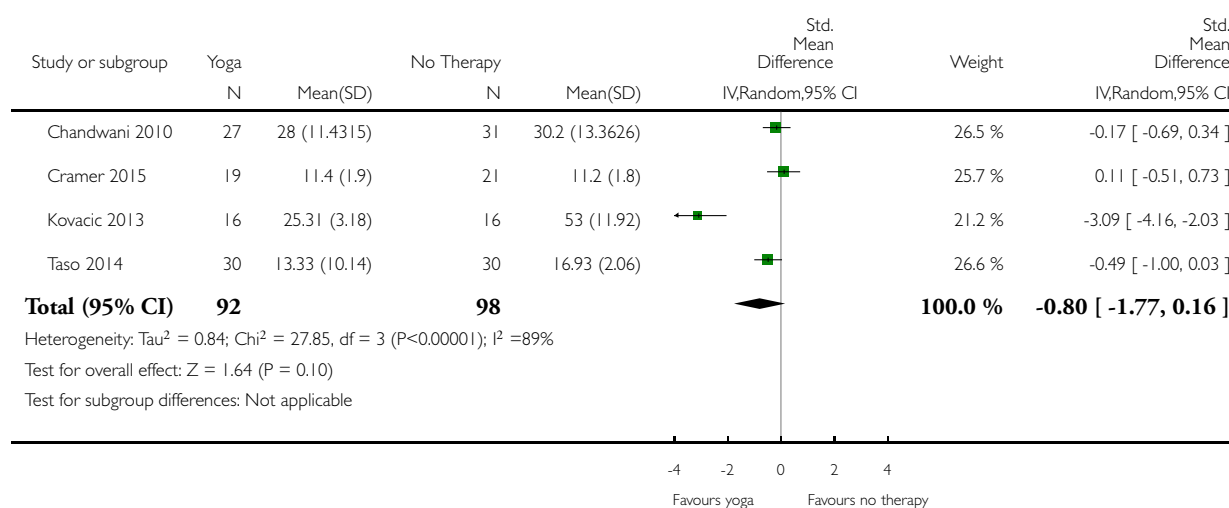


Analysis 16.4. Comparison 16 Yoga versus no therapy: sensitivity analysis: random sequence generation, Outcome 4 Anxiety short-term.

Review: Yoga for improving health-related quality of life, mental health and cancer-related symptoms in women diagnosed with breast cancer

Comparison: 16 Yoga versus no therapy: sensitivity analysis: random sequence generation

Outcome: 4 Anxiety short-term

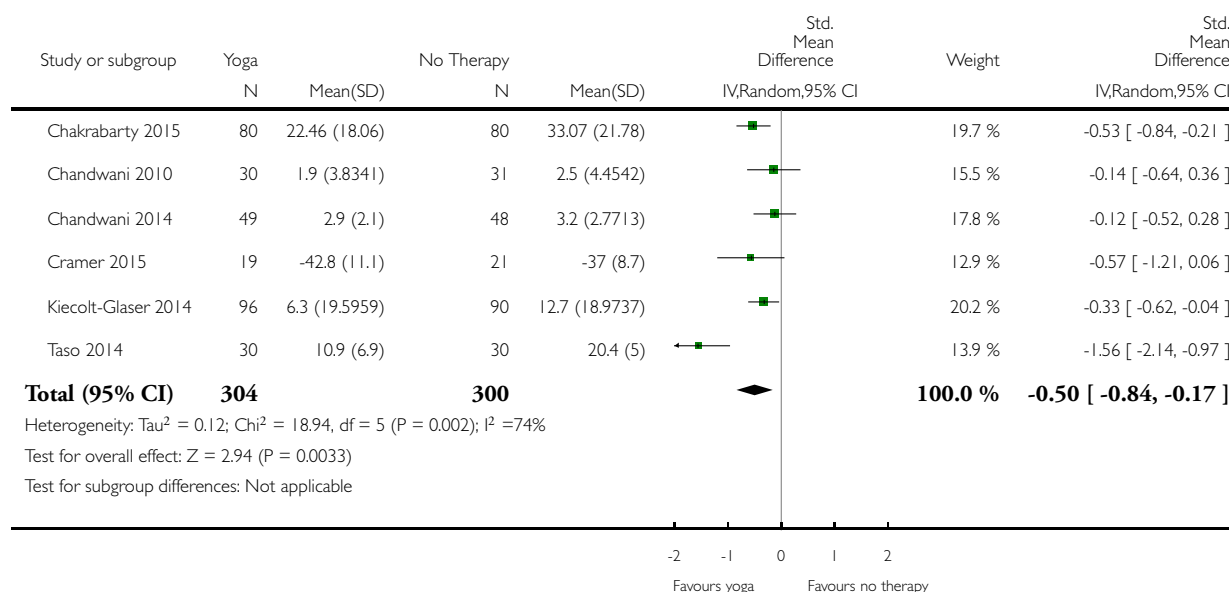


Analysis 16.5. Comparison 16 Yoga versus no therapy: sensitivity analysis: random sequence generation, Outcome 5 Fatigue short-term.

Review: Yoga for improving health-related quality of life, mental health and cancer-related symptoms in women diagnosed with breast cancer

Comparison: 16 Yoga versus no therapy: sensitivity analysis: random sequence generation

Outcome: 5 Fatigue short-term

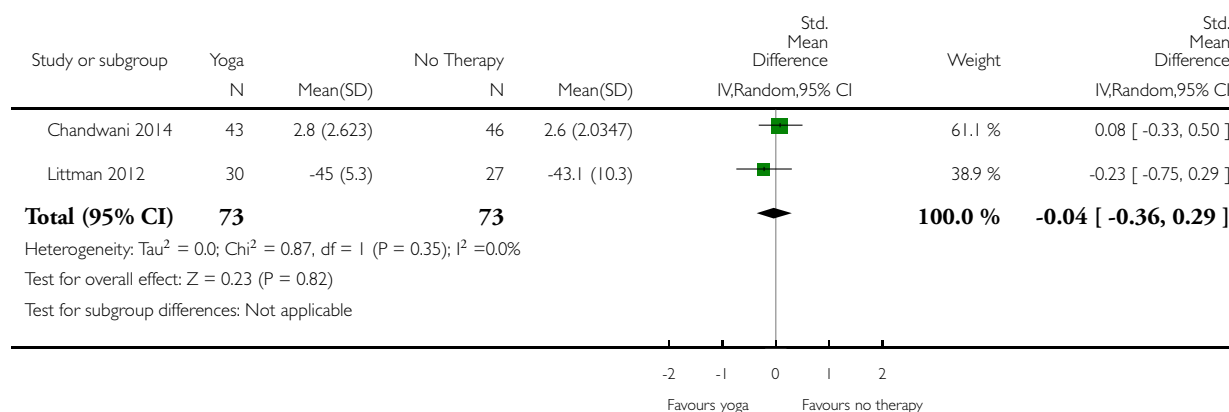


Analysis 16.6. Comparison 16 Yoga versus no therapy: sensitivity analysis: random sequence generation, Outcome 6 Fatigue medium-term.

Review: Yoga for improving health-related quality of life, mental health and cancer-related symptoms in women diagnosed with breast cancer

Comparison: 16 Yoga versus no therapy: sensitivity analysis: random sequence generation

Outcome: 6 Fatigue medium-term

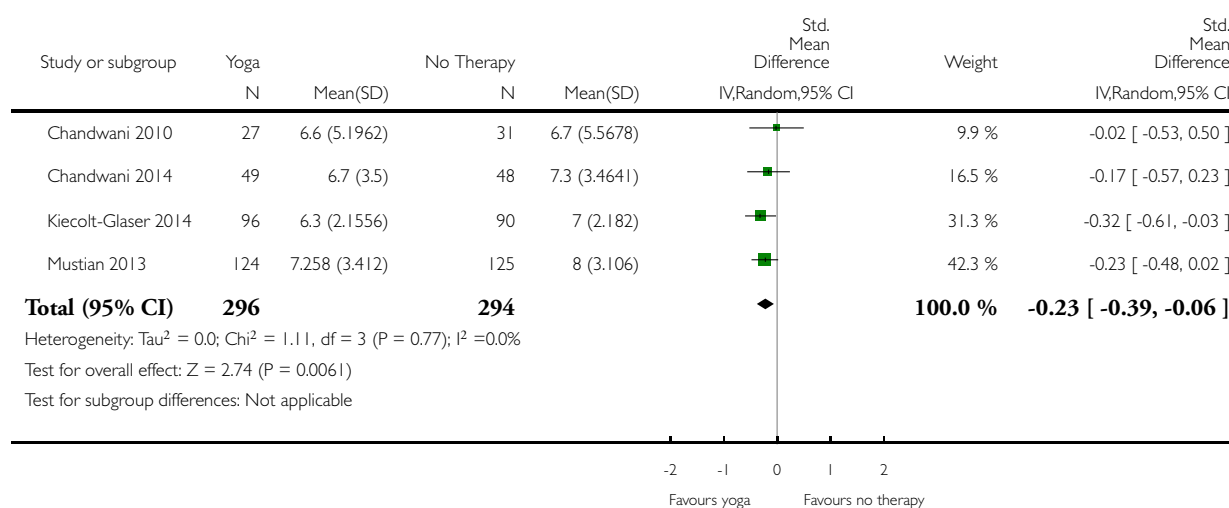


Analysis 16.7. Comparison 16 Yoga versus no therapy: sensitivity analysis: random sequence generation, Outcome 7 Sleep disturbances short-term.

Review: Yoga for improving health-related quality of life, mental health and cancer-related symptoms in women diagnosed with breast cancer

Comparison: 16 Yoga versus no therapy: sensitivity analysis: random sequence generation

Outcome: 7 Sleep disturbances short-term

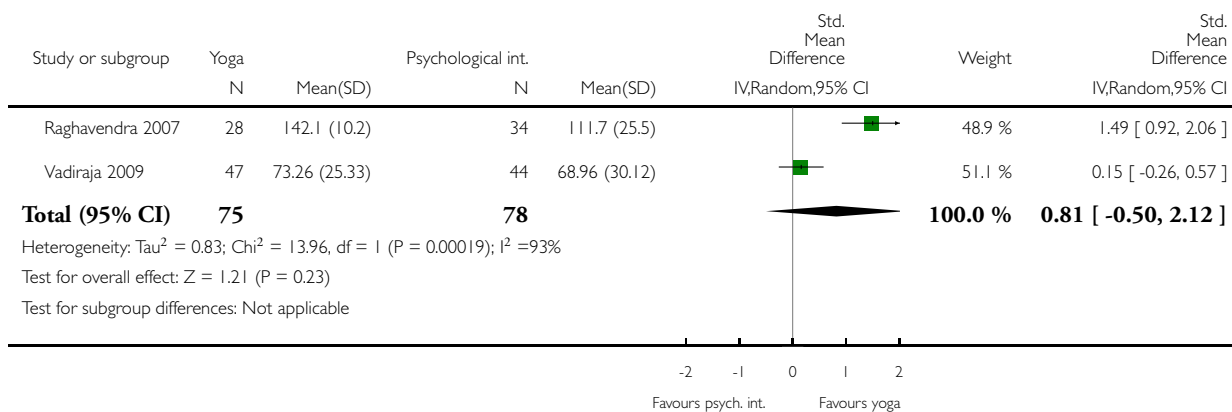


Analysis 17.1. Comparison 17 Yoga versus psychological interventions: sensitivity analysis: random sequence generation, Outcome 1 Health-related quality of life short-term.

Review: Yoga for improving health-related quality of life, mental health and cancer-related symptoms in women diagnosed with breast cancer

Comparison: 17 Yoga versus psychological interventions: sensitivity analysis: random sequence generation

Outcome: 1 Health-related quality of life short-term

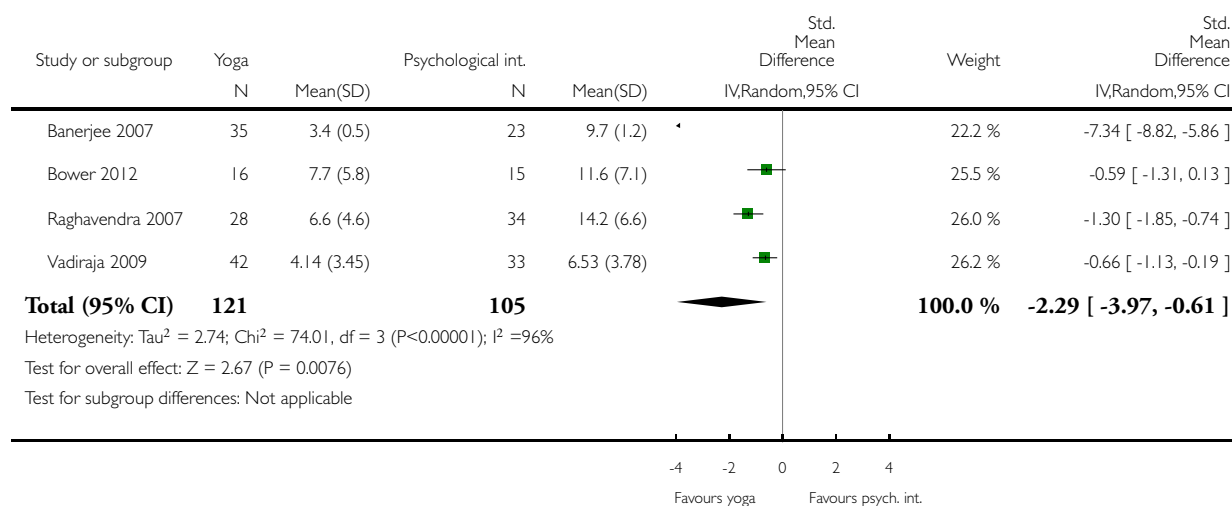


Analysis 17.2. Comparison 17 Yoga versus psychological interventions: sensitivity analysis: random sequence generation, Outcome 2 Depression short-term.

Review: Yoga for improving health-related quality of life, mental health and cancer-related symptoms in women diagnosed with breast cancer

Comparison: 17 Yoga versus psychological interventions: sensitivity analysis: random sequence generation

Outcome: 2 Depression short-term

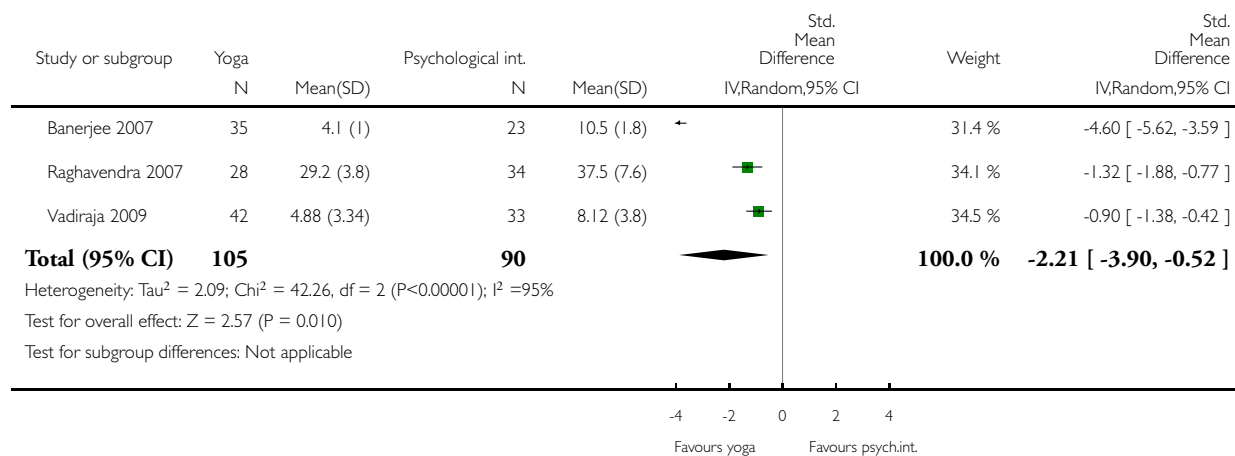


Analysis 17.3. Comparison 17 Yoga versus psychological interventions: sensitivity analysis: random sequence generation, Outcome 3 Anxiety short-term.

Review: Yoga for improving health-related quality of life, mental health and cancer-related symptoms in women diagnosed with breast cancer

Comparison: 17 Yoga versus psychological interventions: sensitivity analysis: random sequence generation

Outcome: 3 Anxiety short-term

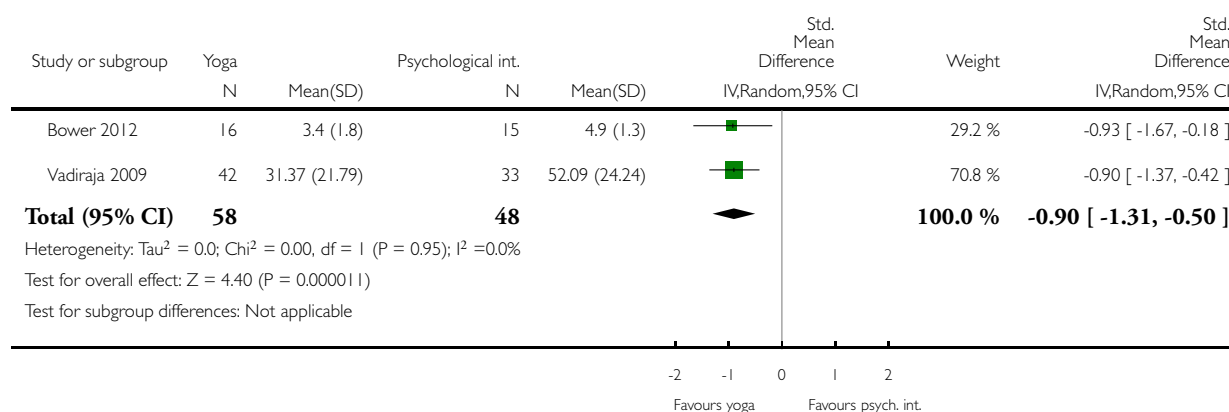


Analysis 17.4. Comparison 17 Yoga versus psychological interventions: sensitivity analysis: random sequence generation, Outcome 4 Fatigue short-term.

Review: Yoga for improving health-related quality of life, mental health and cancer-related symptoms in women diagnosed with breast cancer

Comparison: 17 Yoga versus psychological interventions: sensitivity analysis: random sequence generation

Outcome: 4 Fatigue short-term

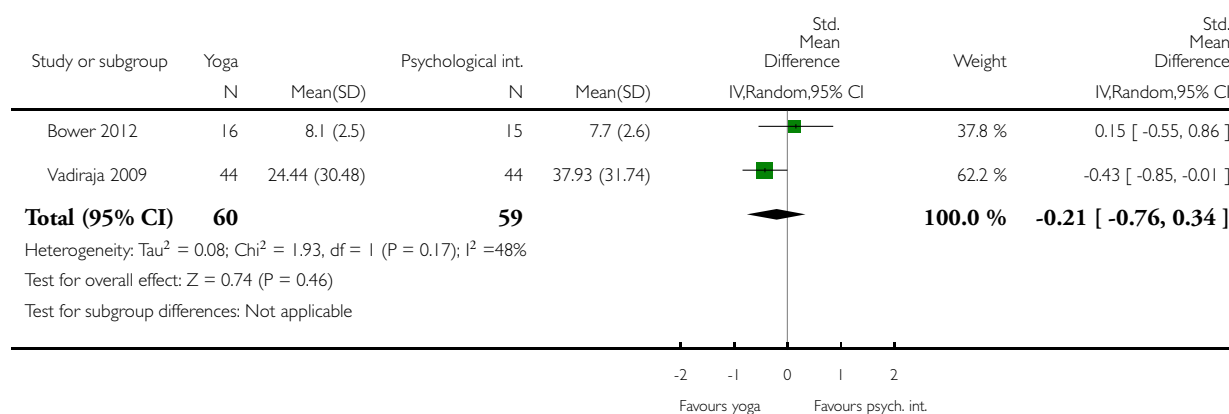


Analysis 17.5. Comparison 17 Yoga versus psychological interventions: sensitivity analysis: random sequence generation, Outcome 5 Sleep disturbances short-term.

Review: Yoga for improving health-related quality of life, mental health and cancer-related symptoms in women diagnosed with breast cancer

Comparison: 17 Yoga versus psychological interventions: sensitivity analysis: random sequence generation

Outcome: 5 Sleep disturbances short-term

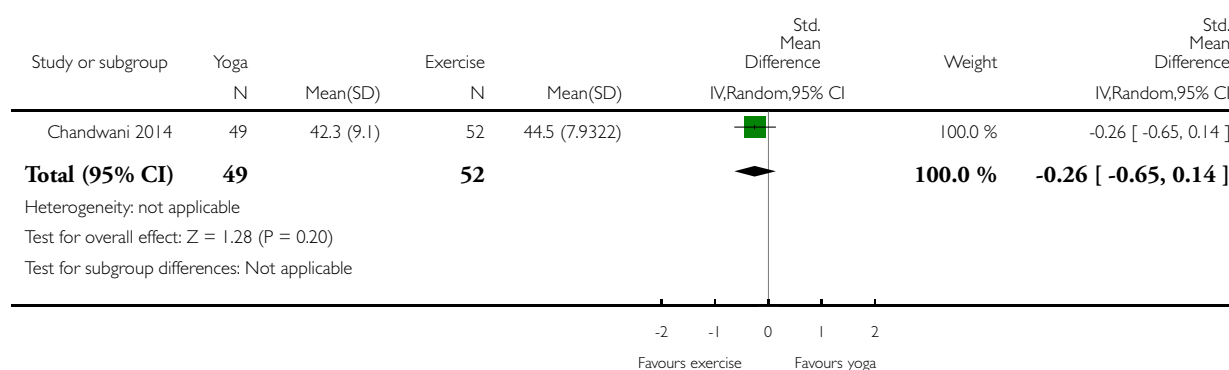


Analysis 18.1. Comparison 18 Yoga versus exercise: sensitivity analysis: random sequence generation, Outcome 1 Health-related quality of life short-term.

Review: Yoga for improving health-related quality of life, mental health and cancer-related symptoms in women diagnosed with breast cancer

Comparison: 18 Yoga versus exercise: sensitivity analysis: random sequence generation

Outcome: 1 Health-related quality of life short-term

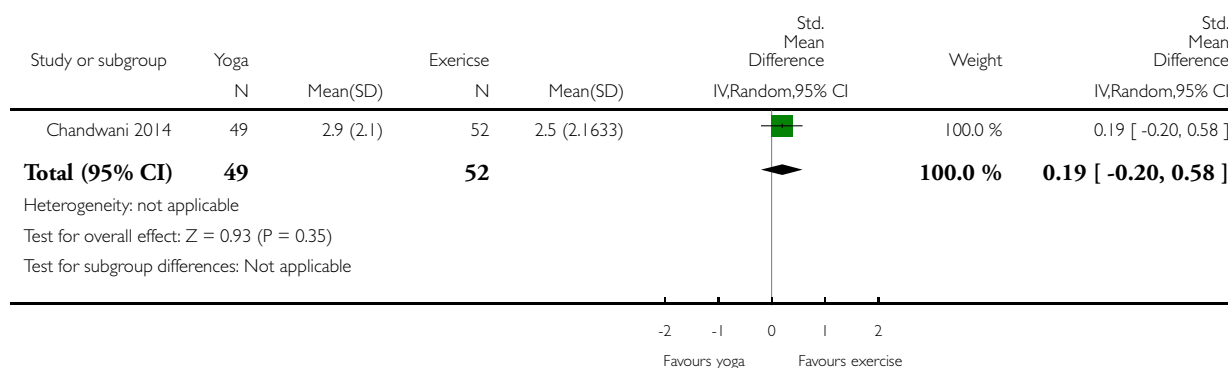


Analysis 18.2. Comparison 18 Yoga versus exercise: sensitivity analysis: random sequence generation, Outcome 2 Fatigue short-term.

Review: Yoga for improving health-related quality of life, mental health and cancer-related symptoms in women diagnosed with breast cancer

Comparison: 18 Yoga versus exercise: sensitivity analysis: random sequence generation

Outcome: 2 Fatigue short-term

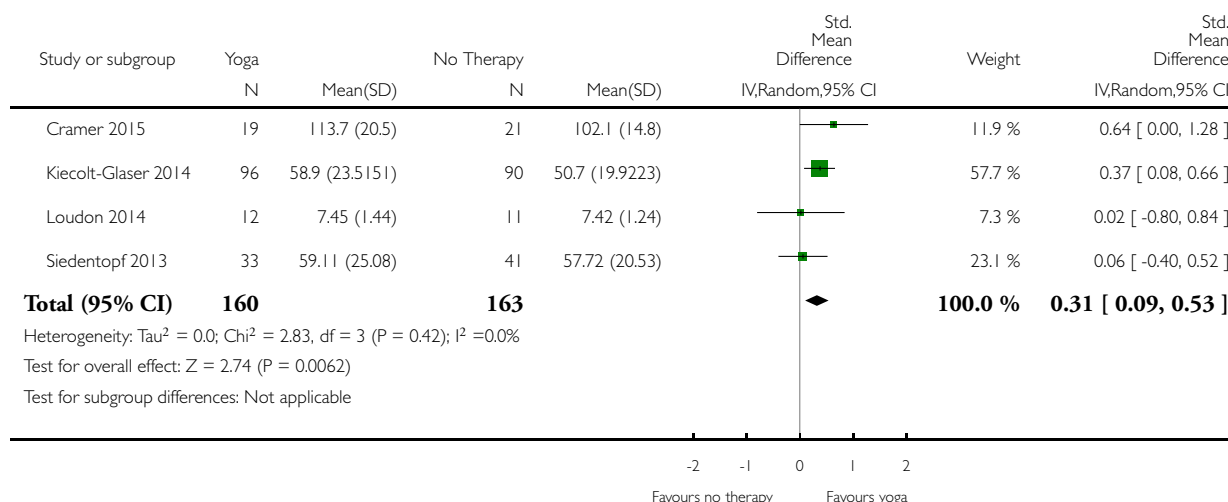


Analysis 19.1. Comparison 19 Yoga versus no therapy: sensitivity analysis: allocation concealment, Outcome 1 Health-related quality of life short-term.

Review: Yoga for improving health-related quality of life, mental health and cancer-related symptoms in women diagnosed with breast cancer

Comparison: 19 Yoga versus no therapy: sensitivity analysis: allocation concealment

Outcome: 1 Health-related quality of life short-term

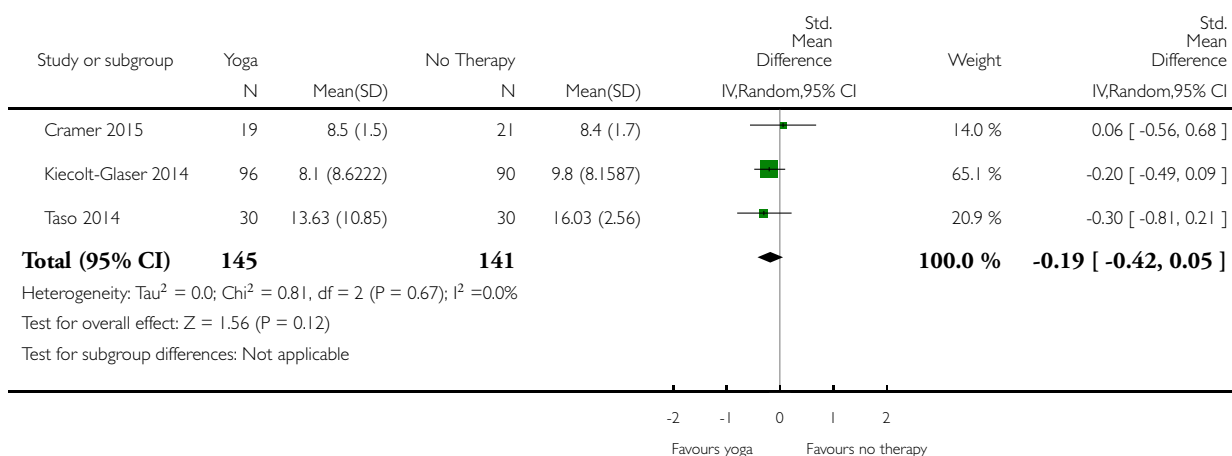


Analysis 19.2. Comparison 19 Yoga versus no therapy: sensitivity analysis: allocation concealment, Outcome 2 Depression short-term.

Review: Yoga for improving health-related quality of life, mental health and cancer-related symptoms in women diagnosed with breast cancer

Comparison: 19 Yoga versus no therapy: sensitivity analysis: allocation concealment

Outcome: 2 Depression short-term

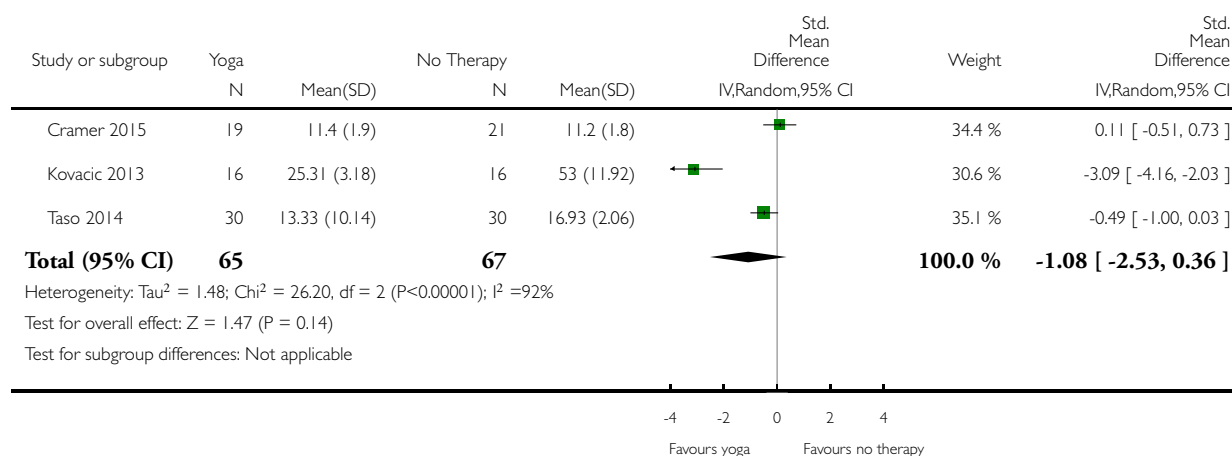


Analysis 19.3. Comparison 19 Yoga versus no therapy: sensitivity analysis: allocation concealment, Outcome 3 Anxiety short-term.

Review: Yoga for improving health-related quality of life, mental health and cancer-related symptoms in women diagnosed with breast cancer

Comparison: 19 Yoga versus no therapy: sensitivity analysis: allocation concealment

Outcome: 3 Anxiety short-term

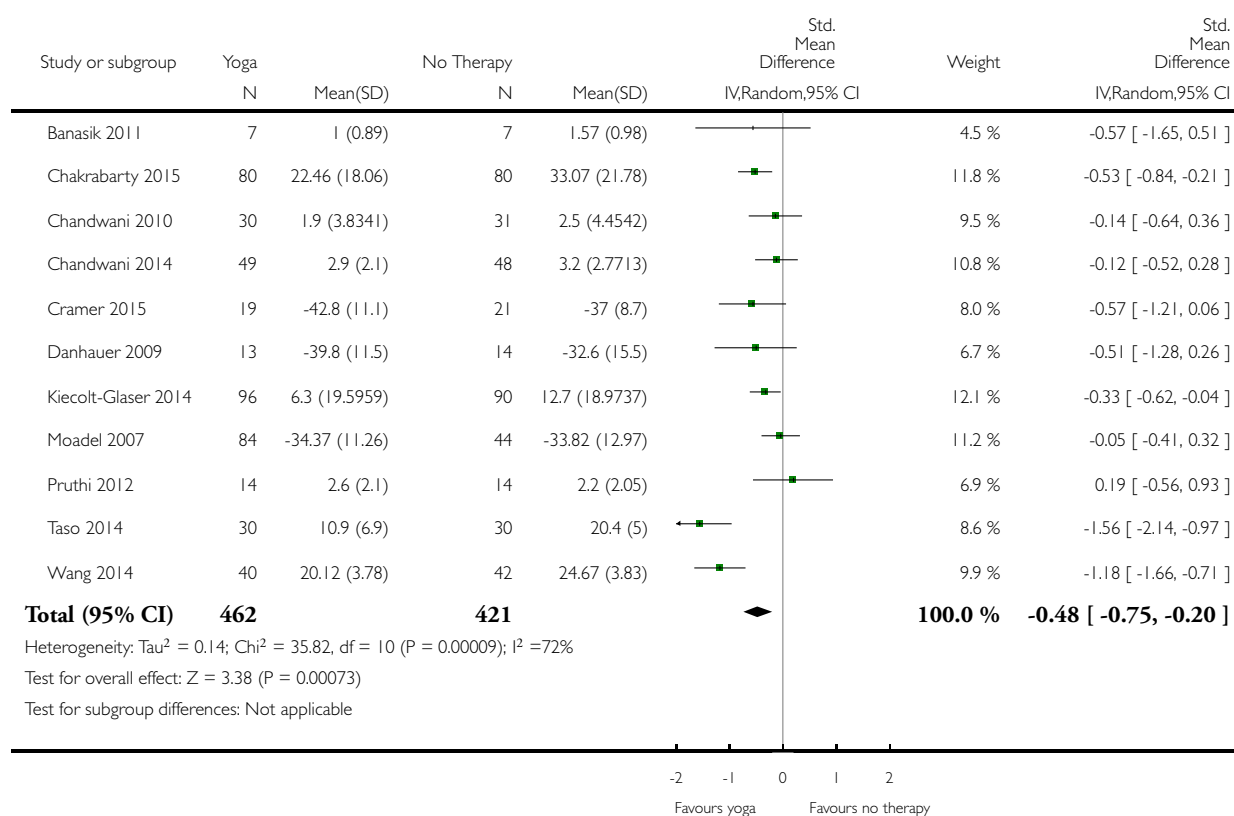


Analysis 19.4. Comparison 19 Yoga versus no therapy: sensitivity analysis: allocation concealment, Outcome 4 Fatigue short-term.

Review: Yoga for improving health-related quality of life, mental health and cancer-related symptoms in women diagnosed with breast cancer

Comparison: 19 Yoga versus no therapy: sensitivity analysis: allocation concealment

Outcome: 4 Fatigue short-term

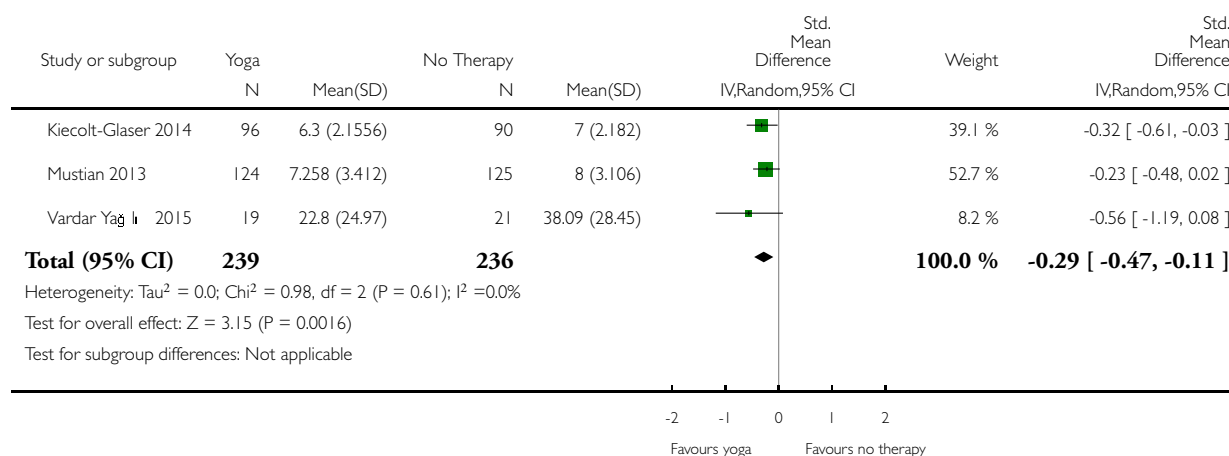


Analysis 19.5. Comparison 19 Yoga versus no therapy: sensitivity analysis: allocation concealment, Outcome 5 Sleep disturbances short-term.

Review: Yoga for improving health-related quality of life, mental health and cancer-related symptoms in women diagnosed with breast cancer

Comparison: 19 Yoga versus no therapy: sensitivity analysis: allocation concealment

Outcome: 5 Sleep disturbances short-term

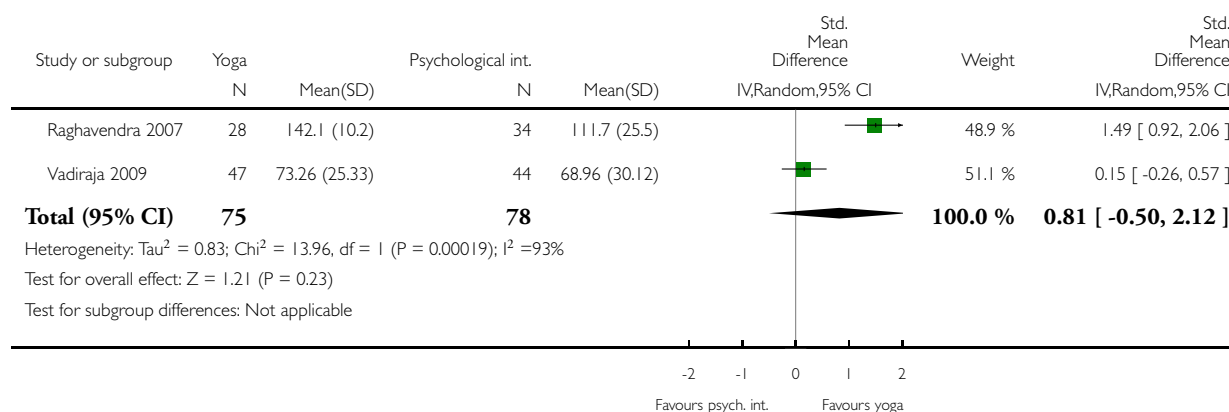


Analysis 20.1. Comparison 20 Yoga versus psychological interventions: sensitivity analysis: allocation concealment, Outcome 1 Health-related quality of life short-term.

Review: Yoga for improving health-related quality of life, mental health and cancer-related symptoms in women diagnosed with breast cancer

Comparison: 20 Yoga versus psychological interventions: sensitivity analysis: allocation concealment

Outcome: 1 Health-related quality of life short-term

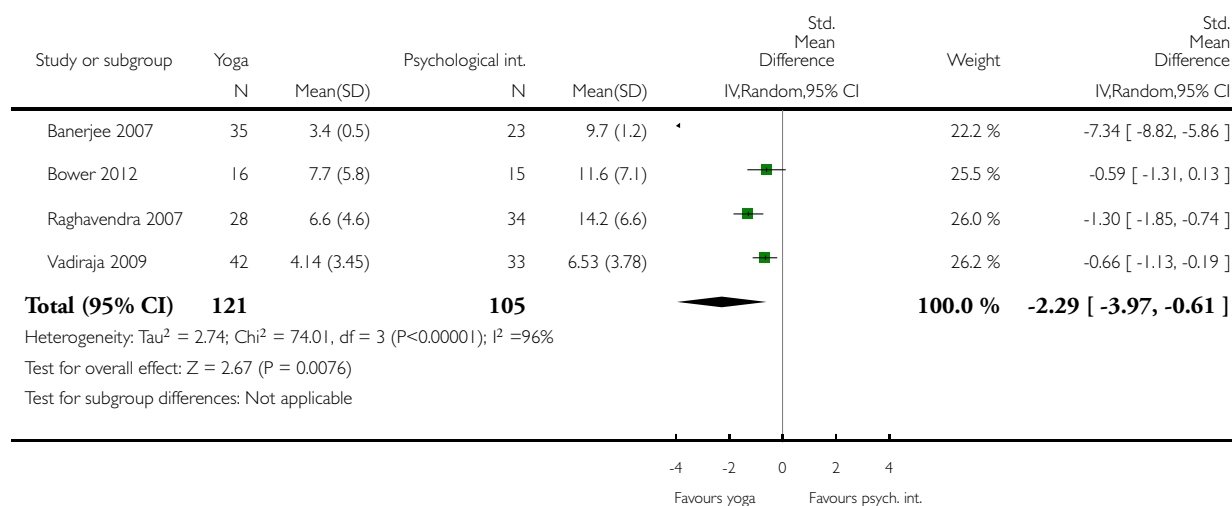


Analysis 20.2. Comparison 20 Yoga versus psychological interventions: sensitivity analysis: allocation concealment, Outcome 2 Depression short-term.

Review: Yoga for improving health-related quality of life, mental health and cancer-related symptoms in women diagnosed with breast cancer

Comparison: 20 Yoga versus psychological interventions: sensitivity analysis: allocation concealment

Outcome: 2 Depression short-term

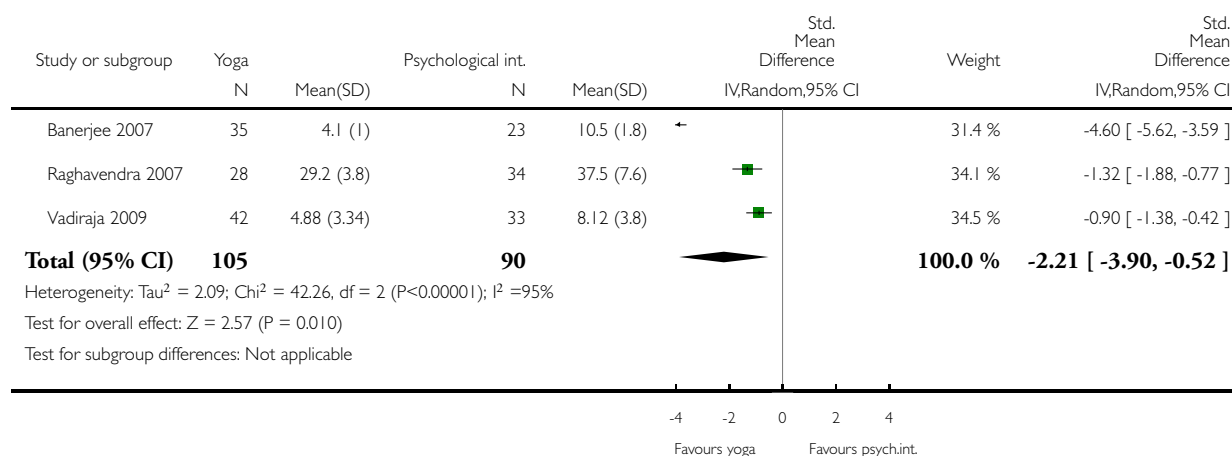


Analysis 20.3. Comparison 20 Yoga versus psychological interventions: sensitivity analysis: allocation concealment, Outcome 3 Anxiety short-term.

Review: Yoga for improving health-related quality of life, mental health and cancer-related symptoms in women diagnosed with breast cancer

Comparison: 20 Yoga versus psychological interventions: sensitivity analysis: allocation concealment

Outcome: 3 Anxiety short-term

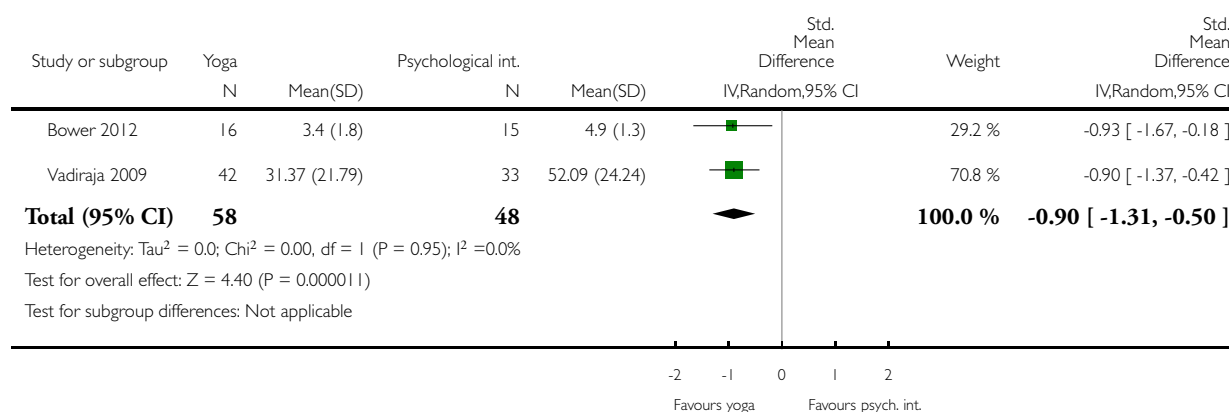


Analysis 20.4. Comparison 20 Yoga versus psychological interventions: sensitivity analysis: allocation concealment, Outcome 4 Fatigue short-term.

Review: Yoga for improving health-related quality of life, mental health and cancer-related symptoms in women diagnosed with breast cancer

Comparison: 20 Yoga versus psychological interventions: sensitivity analysis: allocation concealment

Outcome: 4 Fatigue short-term

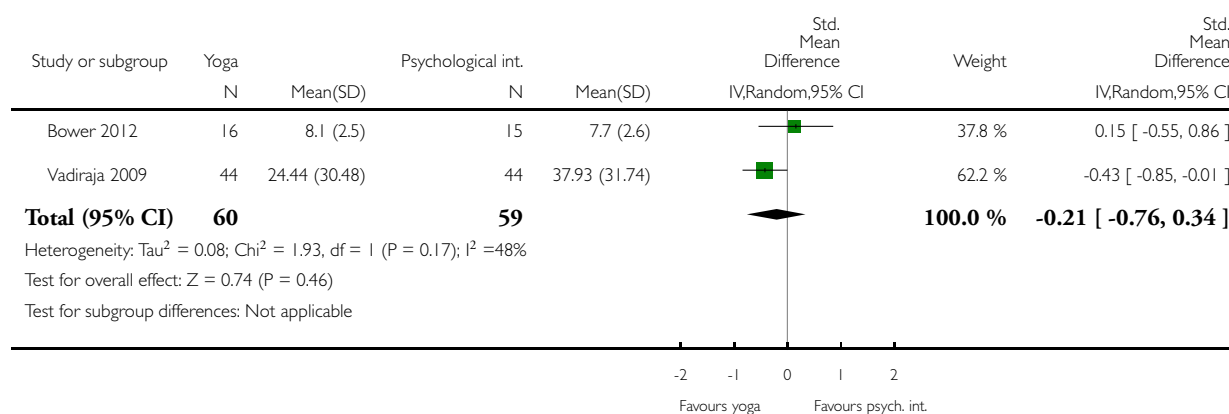


Analysis 20.5. Comparison 20 Yoga versus psychological interventions: sensitivity analysis: allocation concealment, Outcome 5 Sleep disturbances short-term.

Review: Yoga for improving health-related quality of life, mental health and cancer-related symptoms in women diagnosed with breast cancer

Comparison: 20 Yoga versus psychological interventions: sensitivity analysis: allocation concealment

Outcome: 5 Sleep disturbances short-term

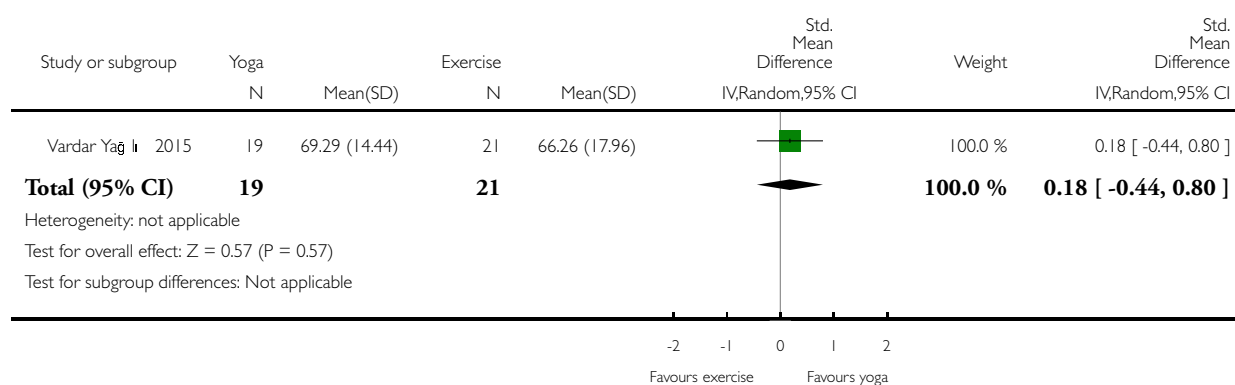


Analysis 21.1. Comparison 21 Yoga versus exercise: sensitivity analysis: allocation concealment, Outcome 1 Health-related quality of life short-term.

Review: Yoga for improving health-related quality of life, mental health and cancer-related symptoms in women diagnosed with breast cancer

Comparison: 21 Yoga versus exercise: sensitivity analysis: allocation concealment

Outcome: 1 Health-related quality of life short-term

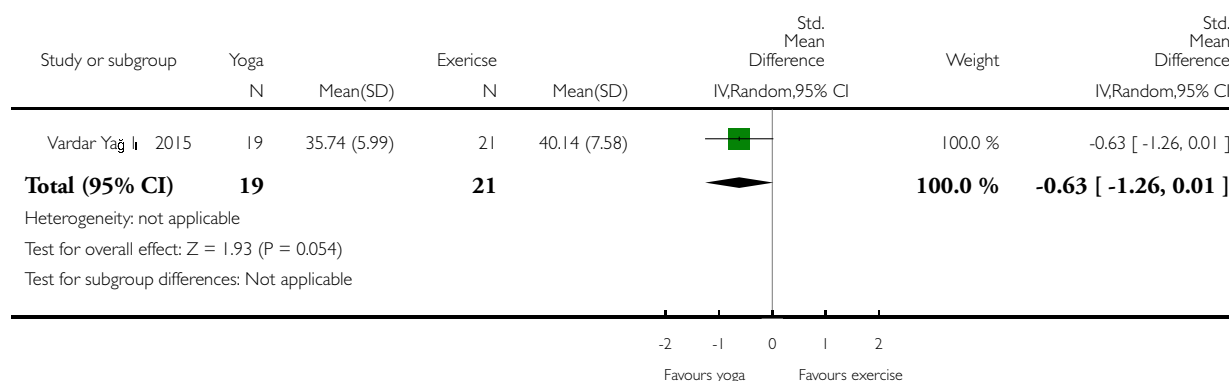


Analysis 21.2. Comparison 21 Yoga versus exercise: sensitivity analysis: allocation concealment, Outcome 2 Fatigue short-term.

Review: Yoga for improving health-related quality of life, mental health and cancer-related symptoms in women diagnosed with breast cancer

Comparison: 21 Yoga versus exercise: sensitivity analysis: allocation concealment

Outcome: 2 Fatigue short-term

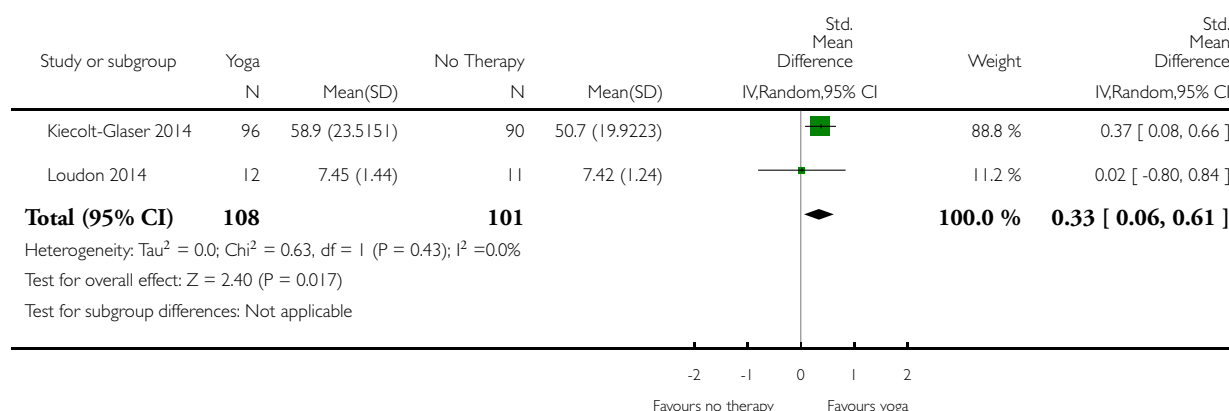


Analysis 22.1. Comparison 22 Yoga versus no therapy: sensitivity analysis: blinding of outcome assessment, Outcome 1 Health-related quality of life short-term.

Review: Yoga for improving health-related quality of life, mental health and cancer-related symptoms in women diagnosed with breast cancer

Comparison: 22 Yoga versus no therapy: sensitivity analysis: blinding of outcome assessment

Outcome: 1 Health-related quality of life short-term

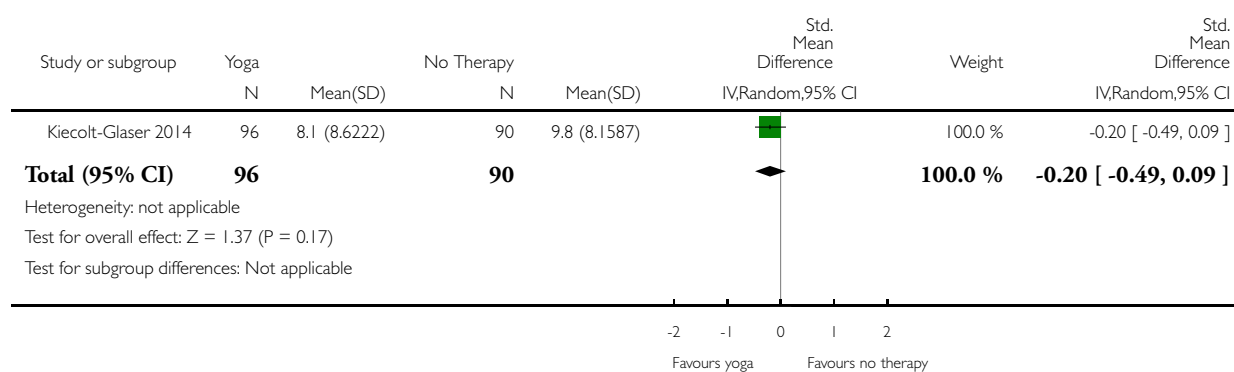


Analysis 22.2. Comparison 22 Yoga versus no therapy: sensitivity analysis: blinding of outcome assessment, Outcome 2 Depression short-term.

Review: Yoga for improving health-related quality of life, mental health and cancer-related symptoms in women diagnosed with breast cancer

Comparison: 22 Yoga versus no therapy: sensitivity analysis: blinding of outcome assessment

Outcome: 2 Depression short-term

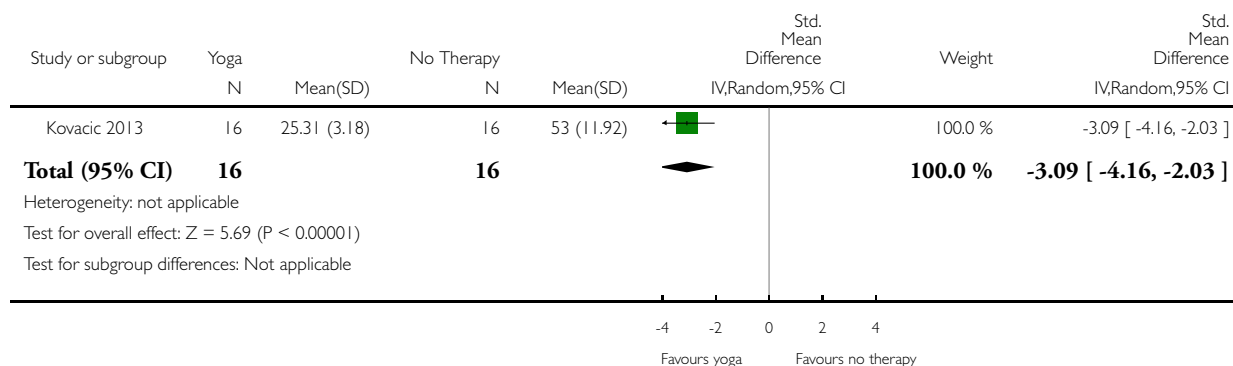


Analysis 22.3. Comparison 22 Yoga versus no therapy: sensitivity analysis: blinding of outcome assessment, Outcome 3 Anxiety short-term.

Review: Yoga for improving health-related quality of life, mental health and cancer-related symptoms in women diagnosed with breast cancer

Comparison: 22 Yoga versus no therapy: sensitivity analysis: blinding of outcome assessment

Outcome: 3 Anxiety short-term

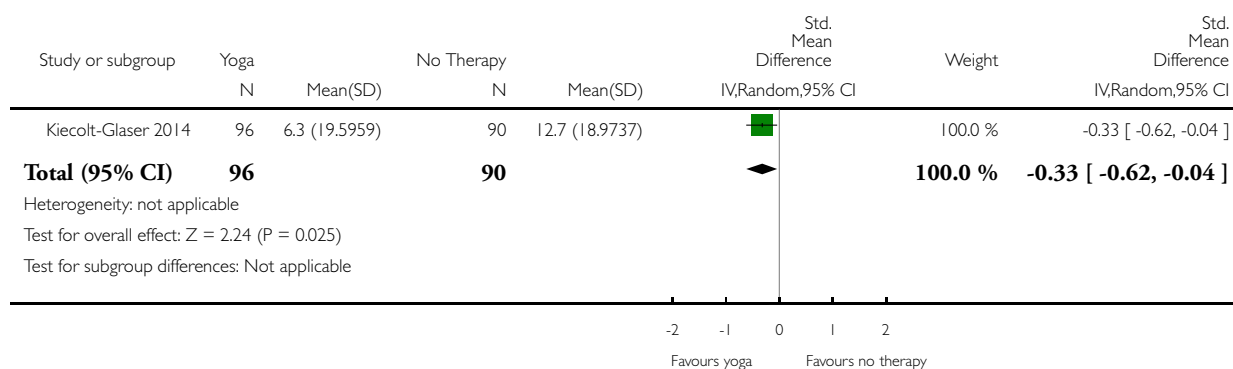


Analysis 22.4. Comparison 22 Yoga versus no therapy: sensitivity analysis: blinding of outcome assessment, Outcome 4 Fatigue short-term.

Review: Yoga for improving health-related quality of life, mental health and cancer-related symptoms in women diagnosed with breast cancer

Comparison: 22 Yoga versus no therapy: sensitivity analysis: blinding of outcome assessment

Outcome: 4 Fatigue short-term

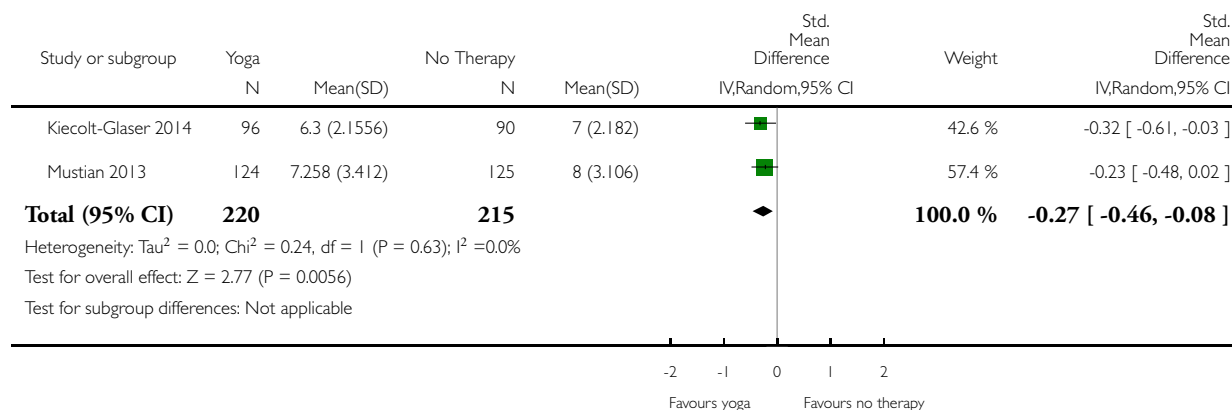


Analysis 22.5. Comparison 22 Yoga versus no therapy: sensitivity analysis: blinding of outcome assessment, Outcome 5 Sleep disturbances short-term.

Review: Yoga for improving health-related quality of life, mental health and cancer-related symptoms in women diagnosed with breast cancer

Comparison: 22 Yoga versus no therapy: sensitivity analysis: blinding of outcome assessment

Outcome: 5 Sleep disturbances short-term

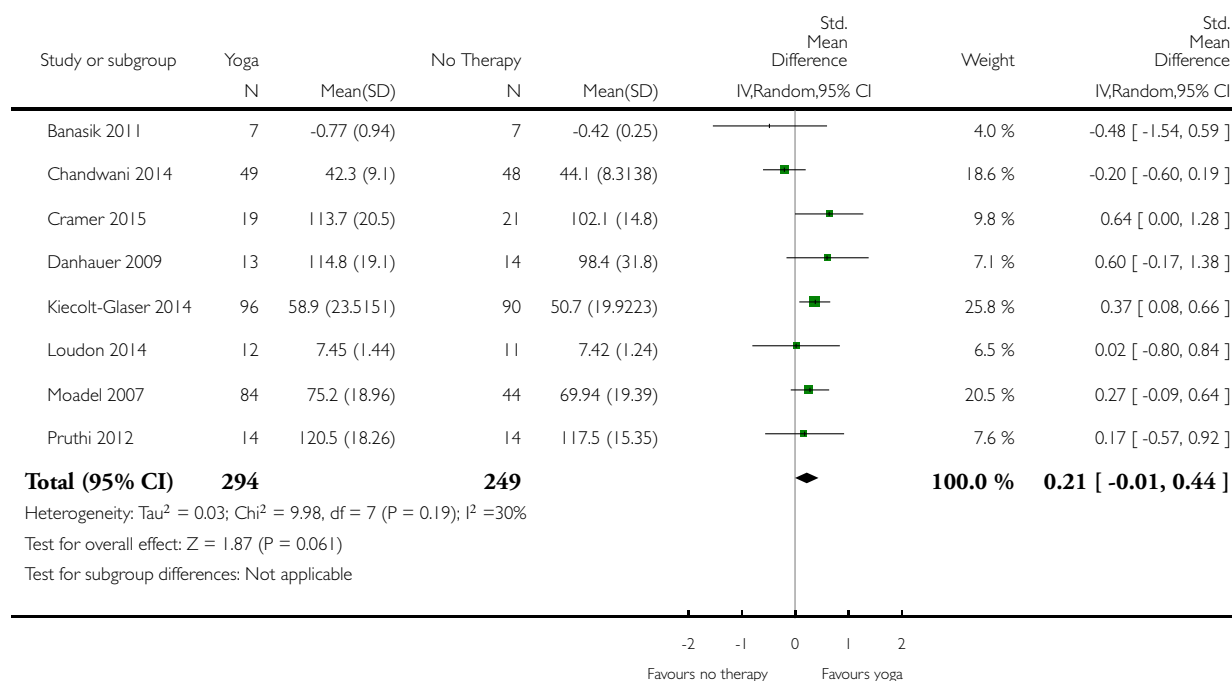


Analysis 23.1. Comparison 23 Yoga versus no therapy: sensitivity analysis: incomplete outcome data, Outcome 1 Health-related quality of life short-term.

Review: Yoga for improving health-related quality of life, mental health and cancer-related symptoms in women diagnosed with breast cancer

Comparison: 23 Yoga versus no therapy: sensitivity analysis: incomplete outcome data

Outcome: 1 Health-related quality of life short-term

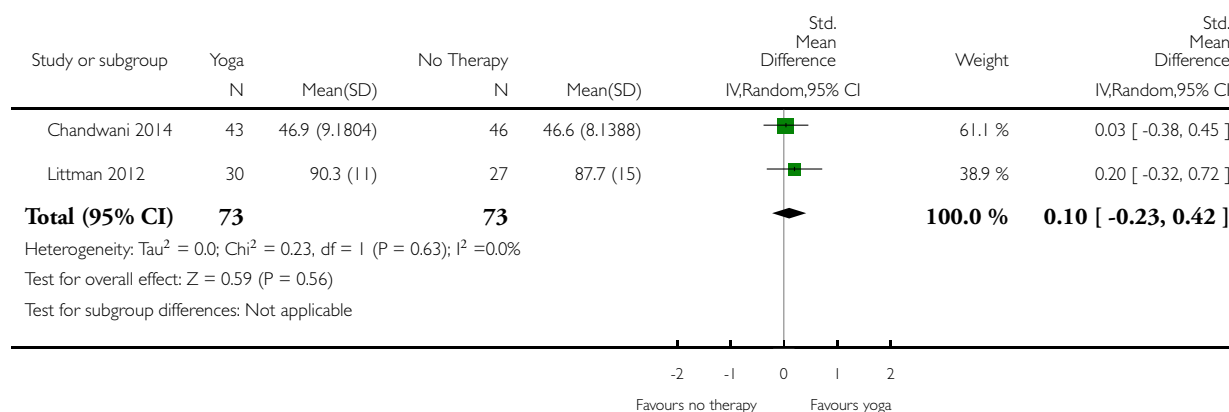


Analysis 23.2. Comparison 23 Yoga versus no therapy: sensitivity analysis: incomplete outcome data, Outcome 2 Health-related quality of life medium-term.

Review: Yoga for improving health-related quality of life, mental health and cancer-related symptoms in women diagnosed with breast cancer

Comparison: 23 Yoga versus no therapy: sensitivity analysis: incomplete outcome data

Outcome: 2 Health-related quality of life medium-term

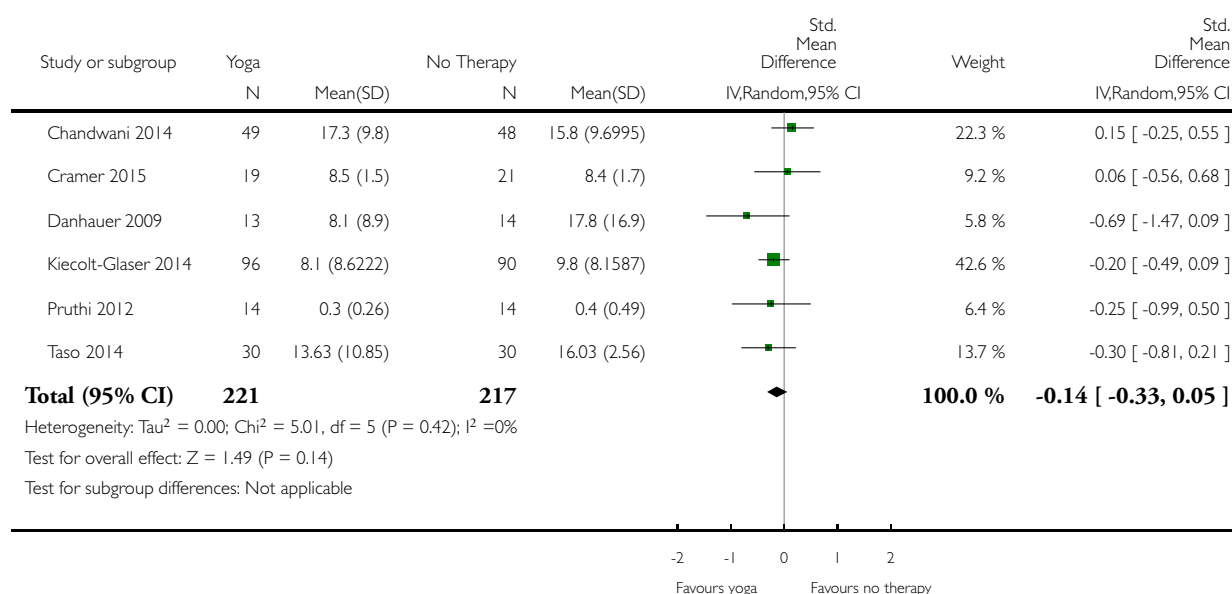


Analysis 23.3. Comparison 23 Yoga versus no therapy: sensitivity analysis: incomplete outcome data, Outcome 3 Depression short-term.

Review: Yoga for improving health-related quality of life, mental health and cancer-related symptoms in women diagnosed with breast cancer

Comparison: 23 Yoga versus no therapy: sensitivity analysis: incomplete outcome data

Outcome: 3 Depression short-term

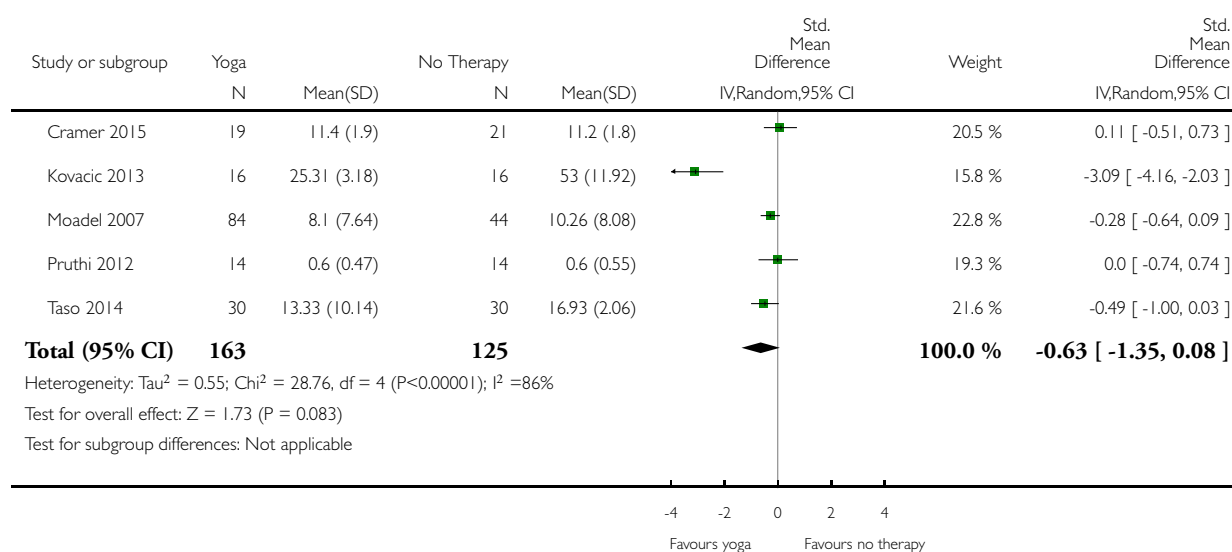


Analysis 23.4. Comparison 23 Yoga versus no therapy: sensitivity analysis: incomplete outcome data, Outcome 4 Anxiety short-term.

Review: Yoga for improving health-related quality of life, mental health and cancer-related symptoms in women diagnosed with breast cancer

Comparison: 23 Yoga versus no therapy: sensitivity analysis: incomplete outcome data

Outcome: 4 Anxiety short-term

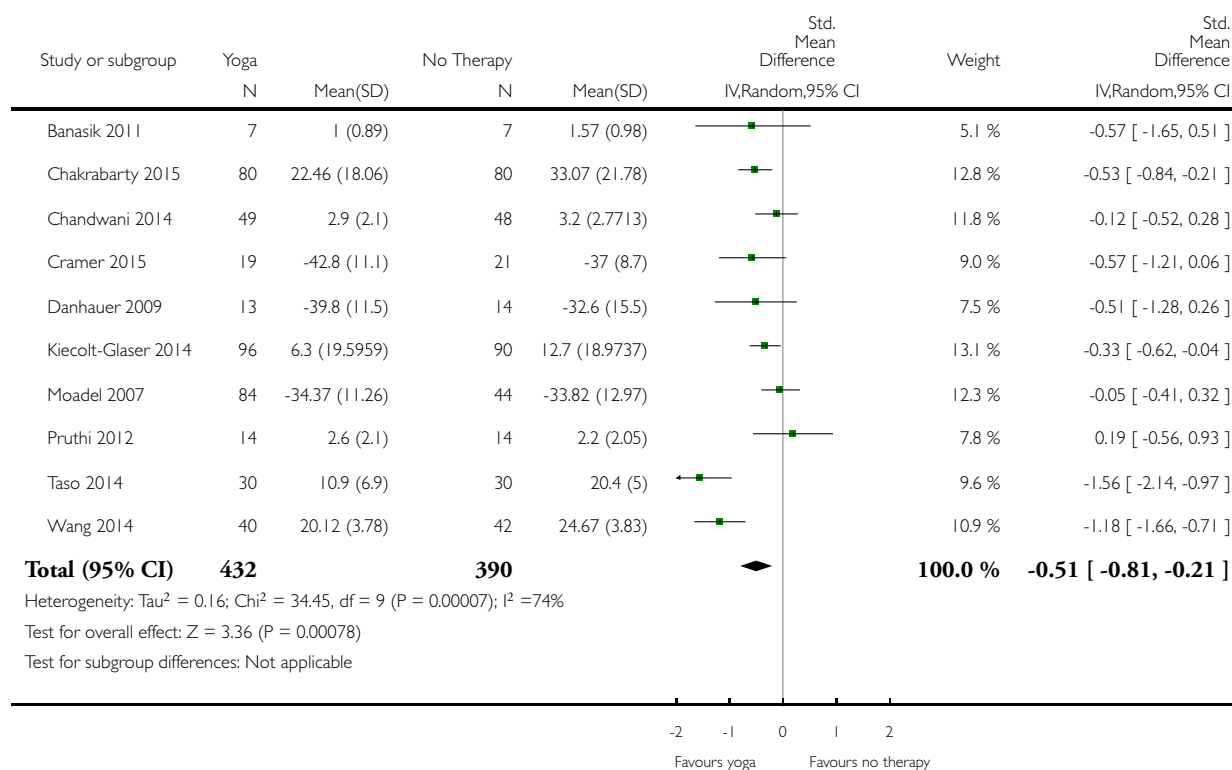


Analysis 23.5. Comparison 23 Yoga versus no therapy: sensitivity analysis: incomplete outcome data, Outcome 5 Fatigue short-term.

Review: Yoga for improving health-related quality of life, mental health and cancer-related symptoms in women diagnosed with breast cancer

Comparison: 23 Yoga versus no therapy: sensitivity analysis: incomplete outcome data

Outcome: 5 Fatigue short-term

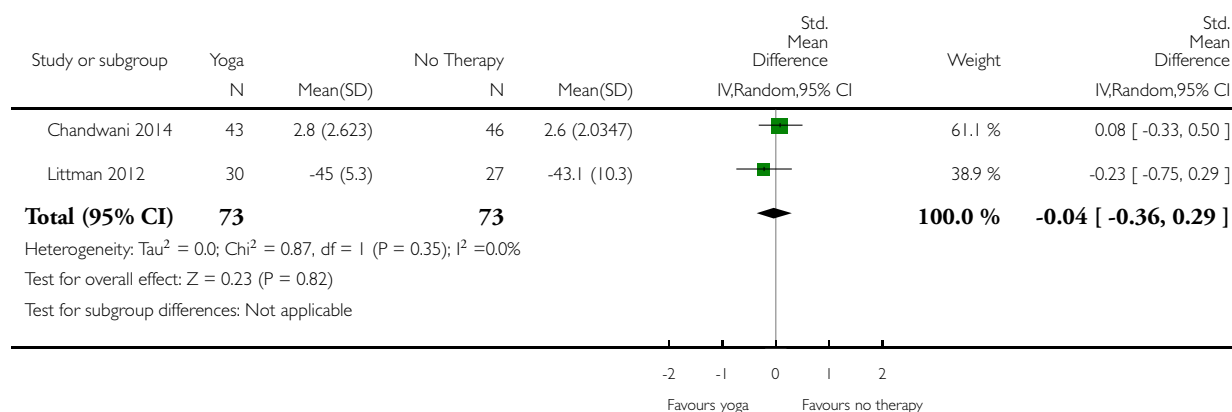


Analysis 23.6. Comparison 23 Yoga versus no therapy: sensitivity analysis: incomplete outcome data, Outcome 6 Fatigue medium-term.

Review: Yoga for improving health-related quality of life, mental health and cancer-related symptoms in women diagnosed with breast cancer

Comparison: 23 Yoga versus no therapy: sensitivity analysis: incomplete outcome data

Outcome: 6 Fatigue medium-term

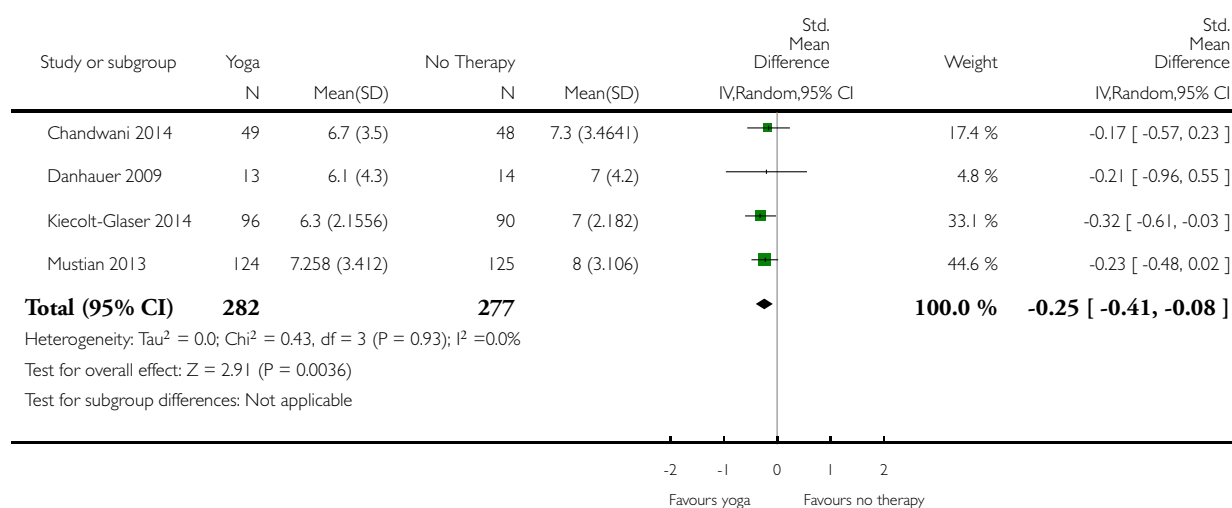


Analysis 23.7. Comparison 23 Yoga versus no therapy: sensitivity analysis: incomplete outcome data, Outcome 7 Sleep disturbances short-term.

Review: Yoga for improving health-related quality of life, mental health and cancer-related symptoms in women diagnosed with breast cancer

Comparison: 23 Yoga versus no therapy: sensitivity analysis: incomplete outcome data

Outcome: 7 Sleep disturbances short-term

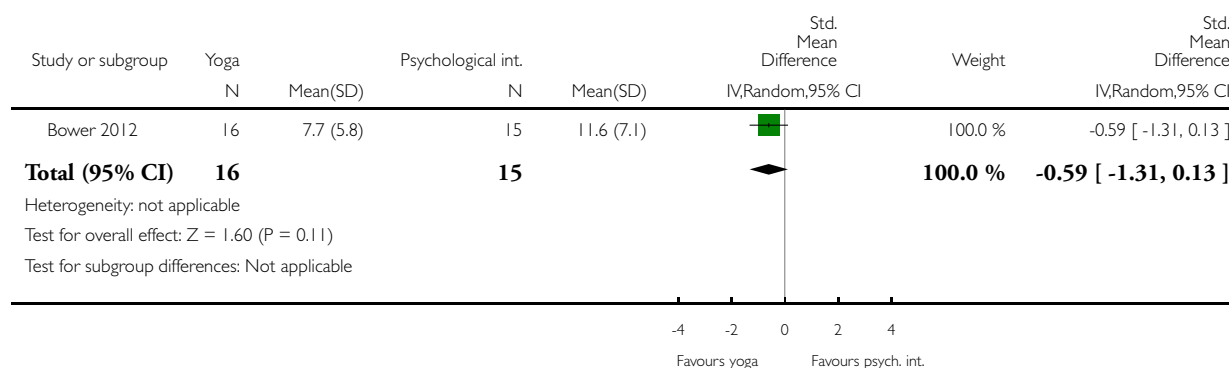


Analysis 24.1. Comparison 24 Yoga versus psychological interventions: sensitivity analysis: incomplete outcome data, Outcome 1 Depression short-term.

Review: Yoga for improving health-related quality of life, mental health and cancer-related symptoms in women diagnosed with breast cancer

Comparison: 24 Yoga versus psychological interventions: sensitivity analysis: incomplete outcome data

Outcome: 1 Depression short-term

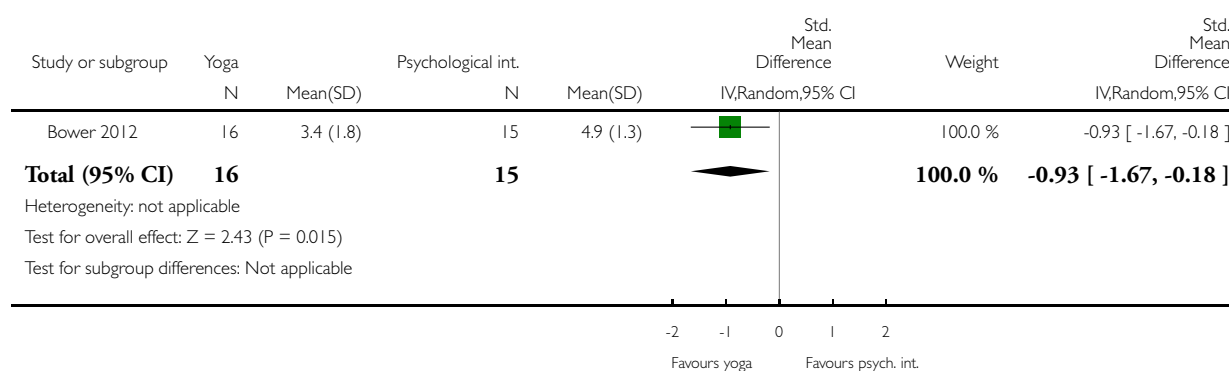


Analysis 24.2. Comparison 24 Yoga versus psychological interventions: sensitivity analysis: incomplete outcome data, Outcome 2 Fatigue short-term.

Review: Yoga for improving health-related quality of life, mental health and cancer-related symptoms in women diagnosed with breast cancer

Comparison: 24 Yoga versus psychological interventions: sensitivity analysis: incomplete outcome data

Outcome: 2 Fatigue short-term

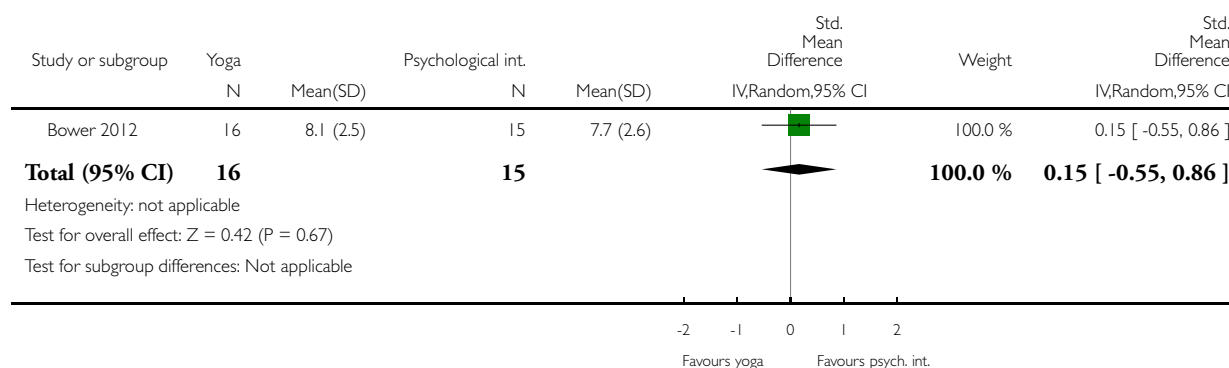


Analysis 24.3. Comparison 24 Yoga versus psychological interventions: sensitivity analysis: incomplete outcome data, Outcome 3 Sleep disturbances short-term.

Review: Yoga for improving health-related quality of life, mental health and cancer-related symptoms in women diagnosed with breast cancer

Comparison: 24 Yoga versus psychological interventions: sensitivity analysis: incomplete outcome data

Outcome: 3 Sleep disturbances short-term

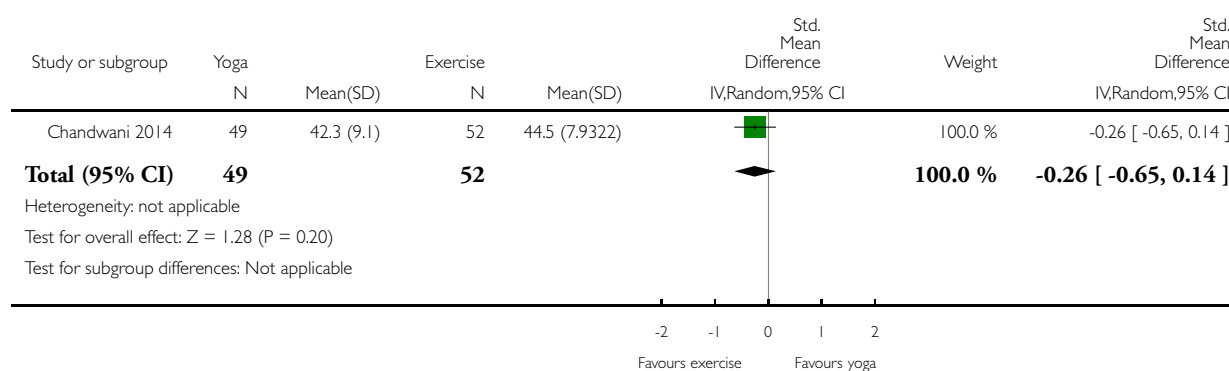


Analysis 25.1. Comparison 25 Yoga versus exercise: sensitivity analysis: incomplete outcome data, Outcome 1 Health-related quality of life short-term.

Review: Yoga for improving health-related quality of life, mental health and cancer-related symptoms in women diagnosed with breast cancer

Comparison: 25 Yoga versus exercise: sensitivity analysis: incomplete outcome data

Outcome: 1 Health-related quality of life short-term

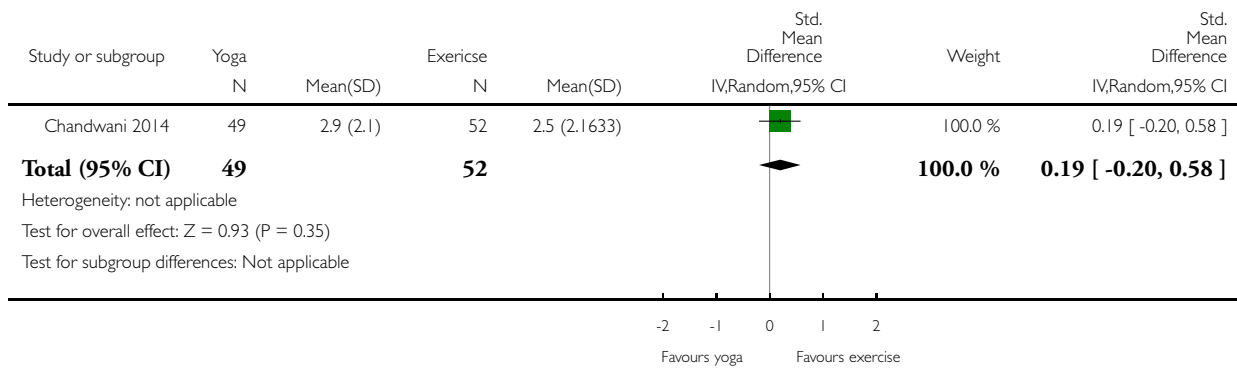


Analysis 25.2. Comparison 25 Yoga versus exercise: sensitivity analysis: incomplete outcome data, Outcome 2 Fatigue short-term.

Review: Yoga for improving health-related quality of life, mental health and cancer-related symptoms in women diagnosed with breast cancer

Comparison: 25 Yoga versus exercise: sensitivity analysis: incomplete outcome data

Outcome: 2 Fatigue short-term

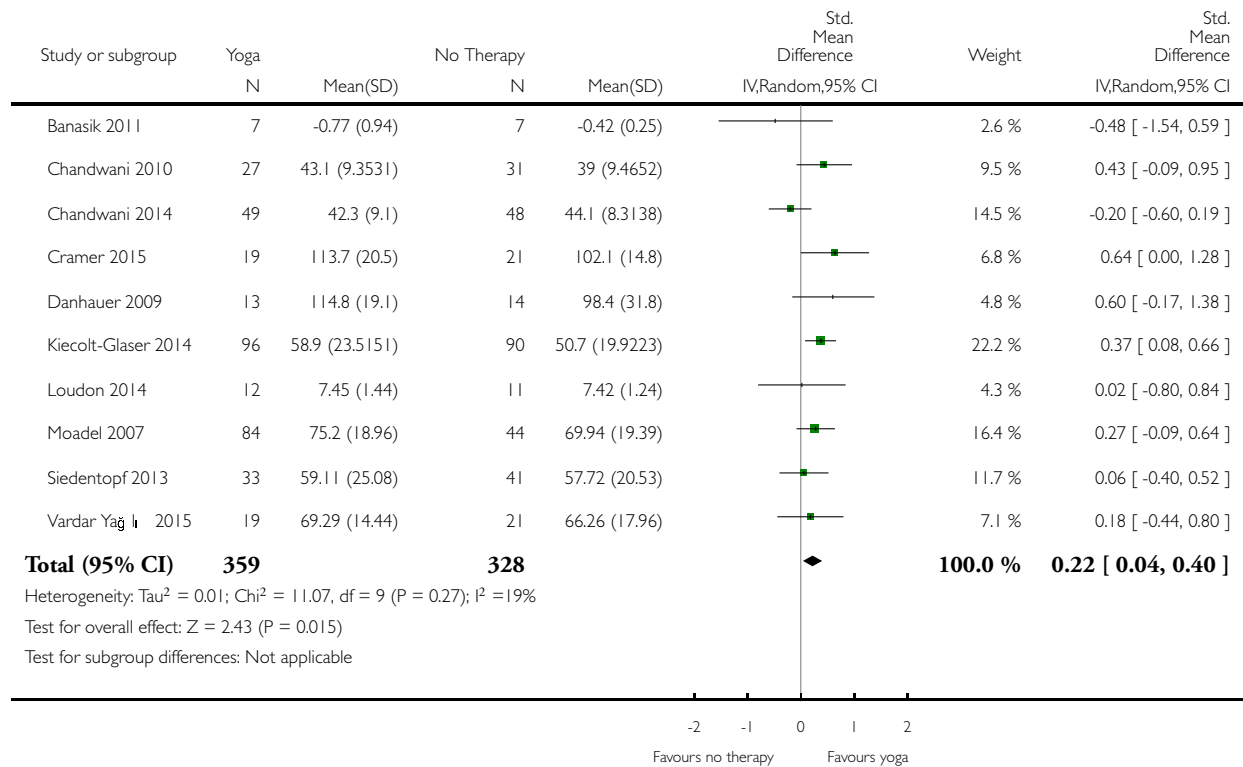


Analysis 26.1. Comparison 26 Yoga versus no therapy: sensitivity analysis: no missing data retrieved from study authors or imputed, Outcome 1 Health-related quality of life short-term.

Review: Yoga for improving health-related quality of life, mental health and cancer-related symptoms in women diagnosed with breast cancer

Comparison: 26 Yoga versus no therapy: sensitivity analysis: no missing data retrieved from study authors or imputed

Outcome: 1 Health-related quality of life short-term

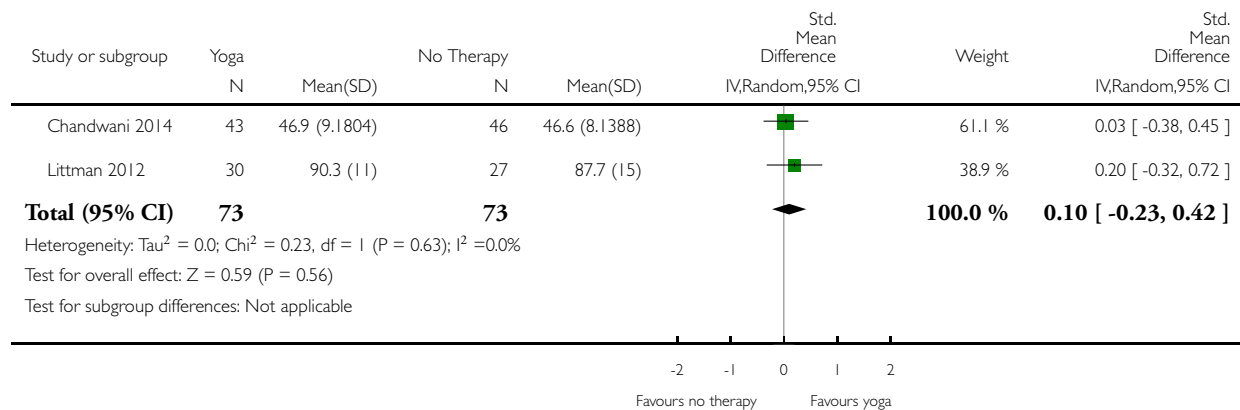


Analysis 26.2. Comparison 26 Yoga versus no therapy: sensitivity analysis: no missing data retrieved from study authors or imputed, Outcome 2 Health-related quality of life medium-term.

Review: Yoga for improving health-related quality of life, mental health and cancer-related symptoms in women diagnosed with breast cancer

Comparison: 26 Yoga versus no therapy: sensitivity analysis: no missing data retrieved from study authors or imputed

Outcome: 2 Health-related quality of life medium-term

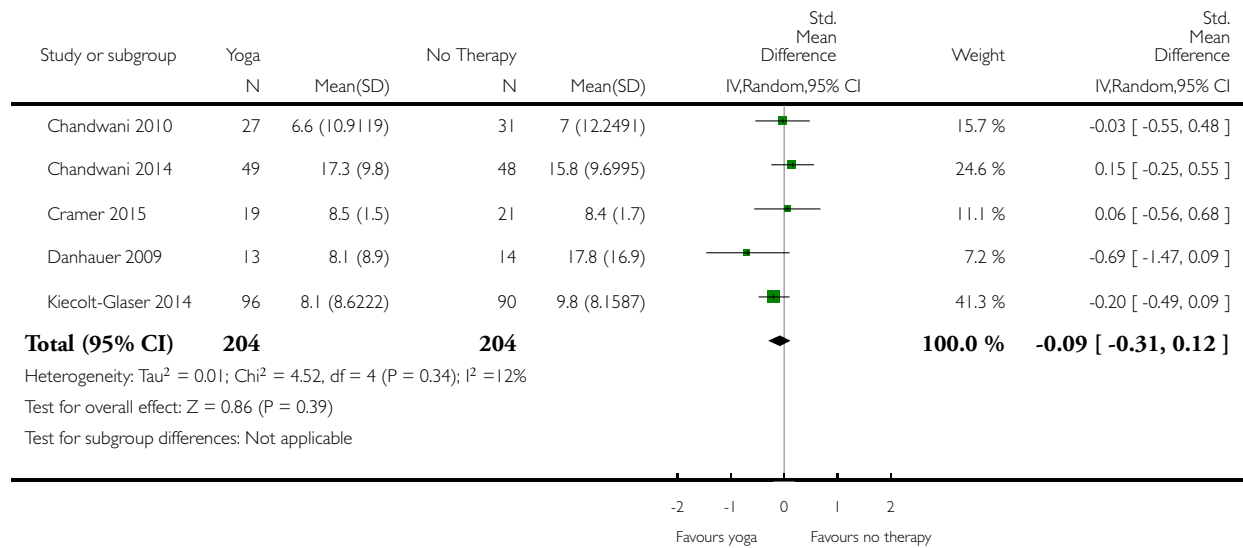


Analysis 26.3. Comparison 26 Yoga versus no therapy: sensitivity analysis: no missing data retrieved from study authors or imputed, Outcome 3 Depression short-term.

Review: Yoga for improving health-related quality of life, mental health and cancer-related symptoms in women diagnosed with breast cancer

Comparison: 26 Yoga versus no therapy: sensitivity analysis: no missing data retrieved from study authors or imputed

Outcome: 3 Depression short-term

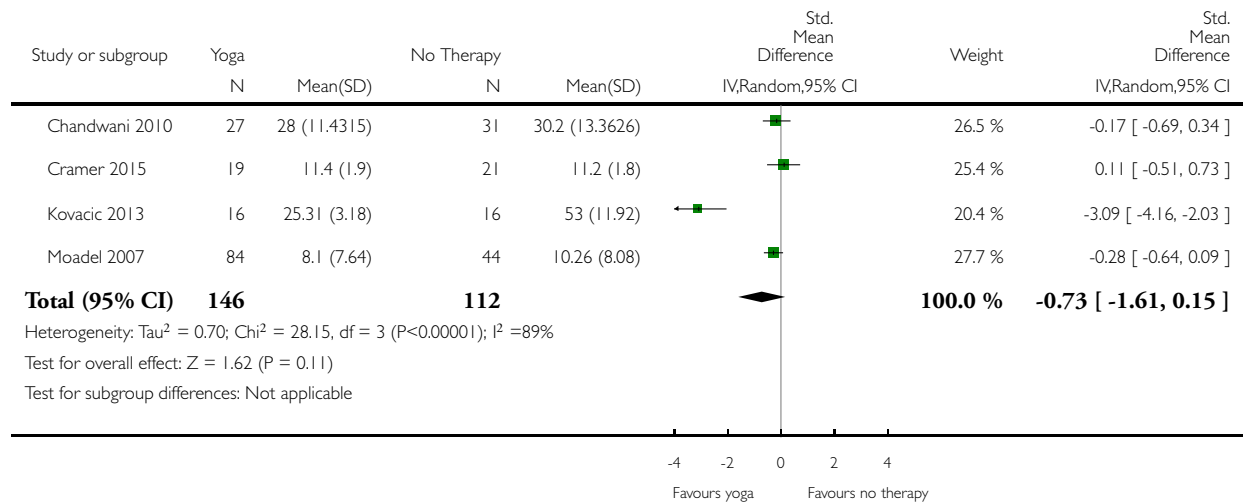


Analysis 26.4. Comparison 26 Yoga versus no therapy: sensitivity analysis: no missing data retrieved from study authors or imputed, Outcome 4 Anxiety short-term.

Review: Yoga for improving health-related quality of life, mental health and cancer-related symptoms in women diagnosed with breast cancer

Comparison: 26 Yoga versus no therapy: sensitivity analysis: no missing data retrieved from study authors or imputed

Outcome: 4 Anxiety short-term

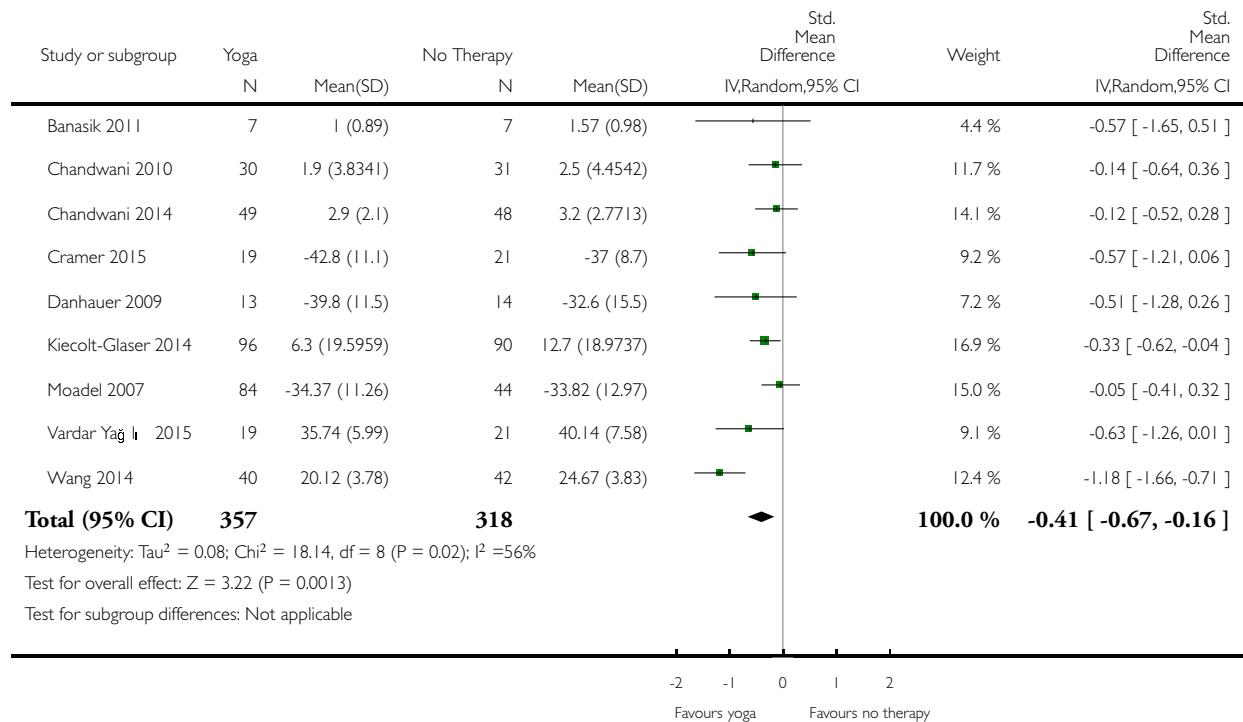


Analysis 26.5. Comparison 26 Yoga versus no therapy: sensitivity analysis: no missing data retrieved from study authors or imputed, Outcome 5 Fatigue short-term.

Review: Yoga for improving health-related quality of life, mental health and cancer-related symptoms in women diagnosed with breast cancer

Comparison: 26 Yoga versus no therapy: sensitivity analysis: no missing data retrieved from study authors or imputed

Outcome: 5 Fatigue short-term

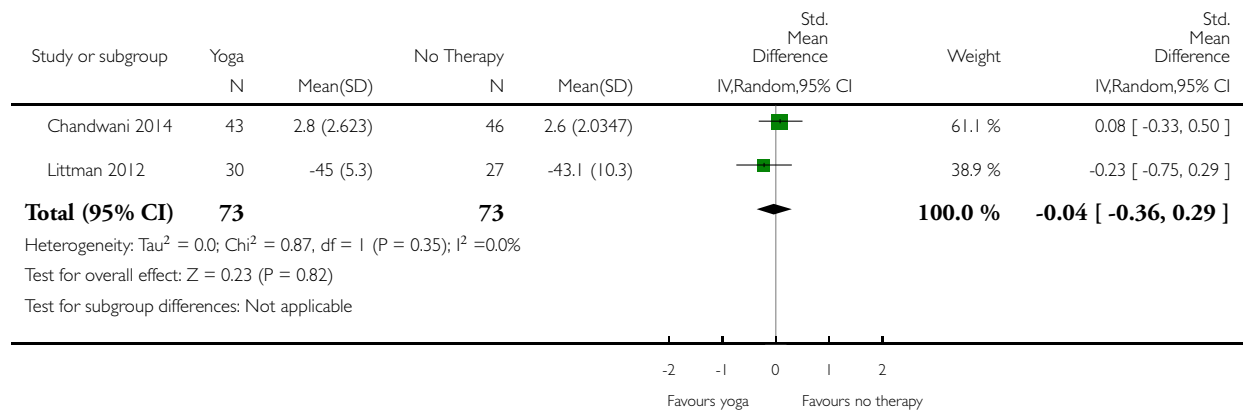


Analysis 26.6. Comparison 26 Yoga versus no therapy: sensitivity analysis: no missing data retrieved from study authors or imputed, Outcome 6 Fatigue medium-term.

Review: Yoga for improving health-related quality of life, mental health and cancer-related symptoms in women diagnosed with breast cancer

Comparison: 26 Yoga versus no therapy: sensitivity analysis: no missing data retrieved from study authors or imputed

Outcome: 6 Fatigue medium-term

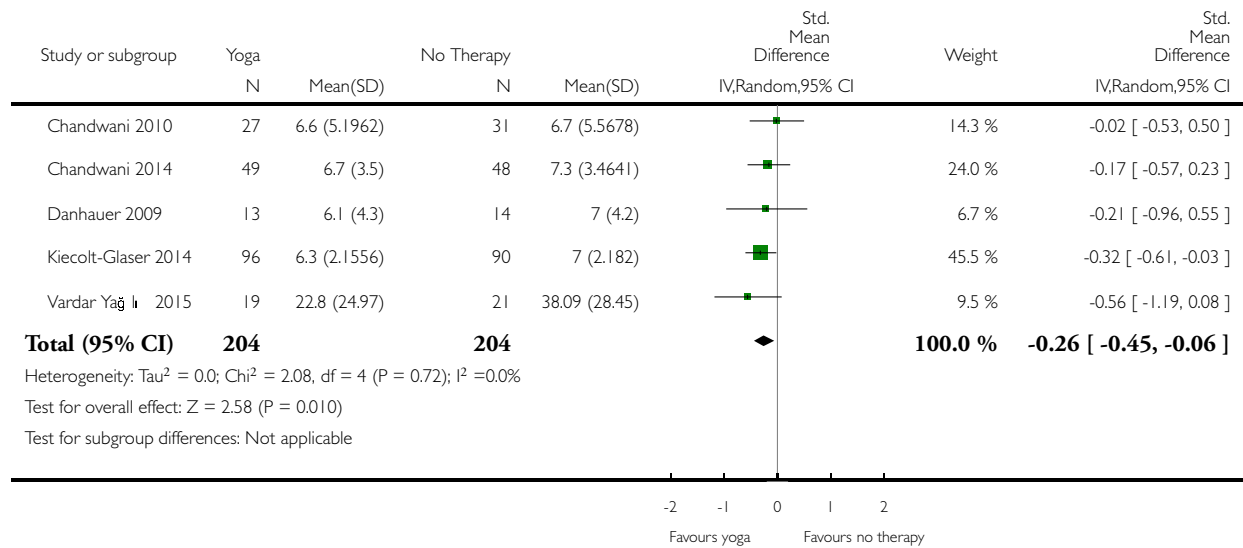


Analysis 26.7. Comparison 26 Yoga versus no therapy: sensitivity analysis: no missing data retrieved from study authors or imputed, Outcome 7 Sleep disturbances short-term.

Review: Yoga for improving health-related quality of life, mental health and cancer-related symptoms in women diagnosed with breast cancer

Comparison: 26 Yoga versus no therapy: sensitivity analysis: no missing data retrieved from study authors or imputed

Outcome: 7 Sleep disturbances short-term

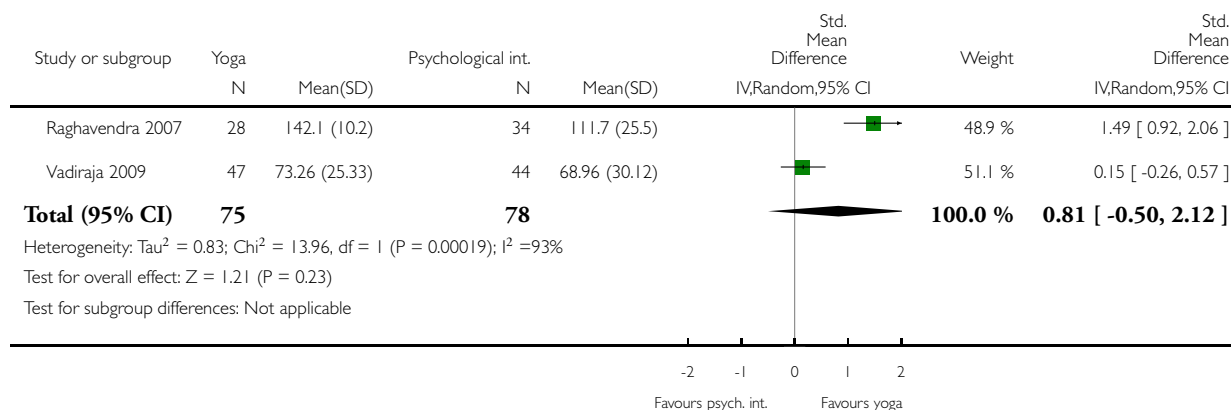


Analysis 27.1. Comparison 27 Yoga versus psychosocial/educational interventions: sensitivity analysis: no missing data retrieved from study authors or imputed, Outcome 1 Health-related quality of life short-term.

Review: Yoga for improving health-related quality of life, mental health and cancer-related symptoms in women diagnosed with breast cancer

Comparison: 27 Yoga versus psychosocial/educational interventions: sensitivity analysis: no missing data retrieved from study authors or imputed

Outcome: 1 Health-related quality of life short-term

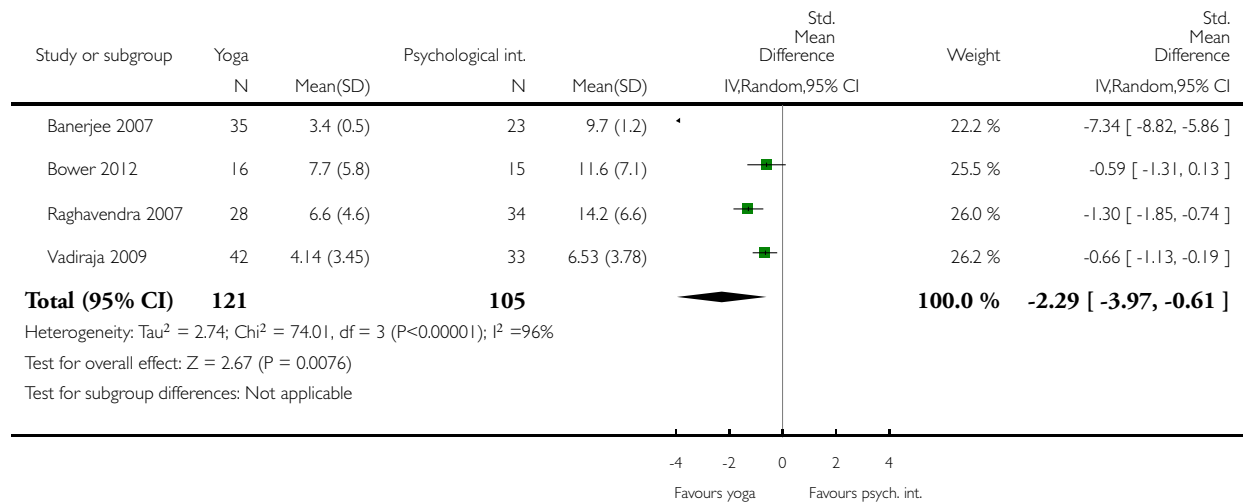


Analysis 27.2. Comparison 27 Yoga versus psychosocial/educational interventions: sensitivity analysis: no missing data retrieved from study authors or imputed, Outcome 2 Depression short-term.

Review: Yoga for improving health-related quality of life, mental health and cancer-related symptoms in women diagnosed with breast cancer

Comparison: 27 Yoga versus psychosocial/educational interventions: sensitivity analysis: no missing data retrieved from study authors or imputed

Outcome: 2 Depression short-term

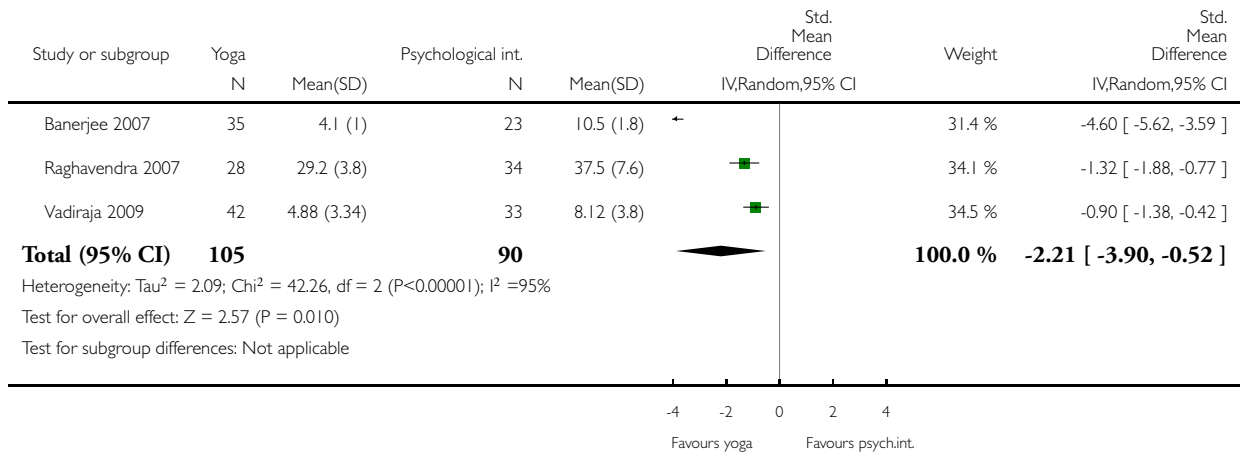


Analysis 27.3. Comparison 27 Yoga versus psychosocial/educational interventions: sensitivity analysis: no missing data retrieved from study authors or imputed, Outcome 3 Anxiety short-term.

Review: Yoga for improving health-related quality of life, mental health and cancer-related symptoms in women diagnosed with breast cancer

Comparison: 27 Yoga versus psychosocial/educational interventions: sensitivity analysis: no missing data retrieved from study authors or imputed

Outcome: 3 Anxiety short-term

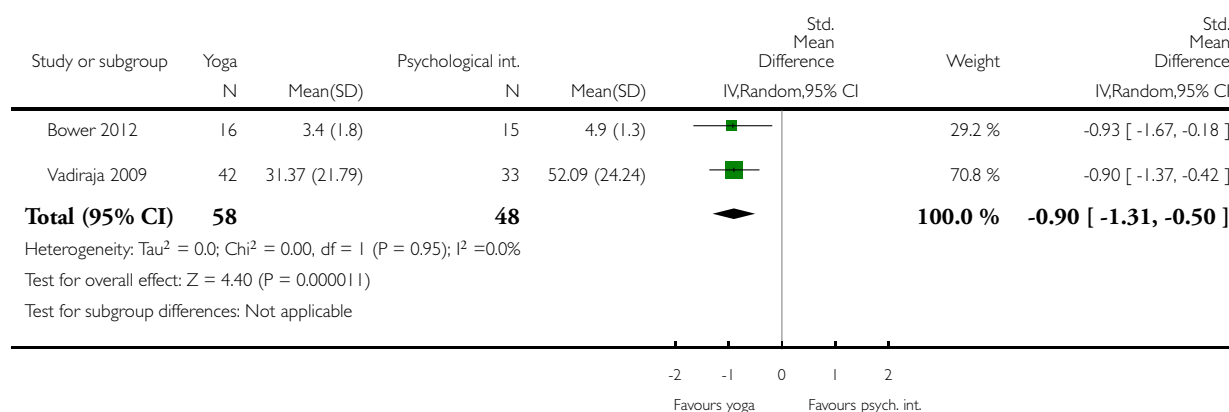


Analysis 27.4. Comparison 27 Yoga versus psychosocial/educational interventions: sensitivity analysis: no missing data retrieved from study authors or imputed, Outcome 4 Fatigue short-term.

Review: Yoga for improving health-related quality of life, mental health and cancer-related symptoms in women diagnosed with breast cancer

Comparison: 27 Yoga versus psychosocial/educational interventions: sensitivity analysis: no missing data retrieved from study authors or imputed

Outcome: 4 Fatigue short-term

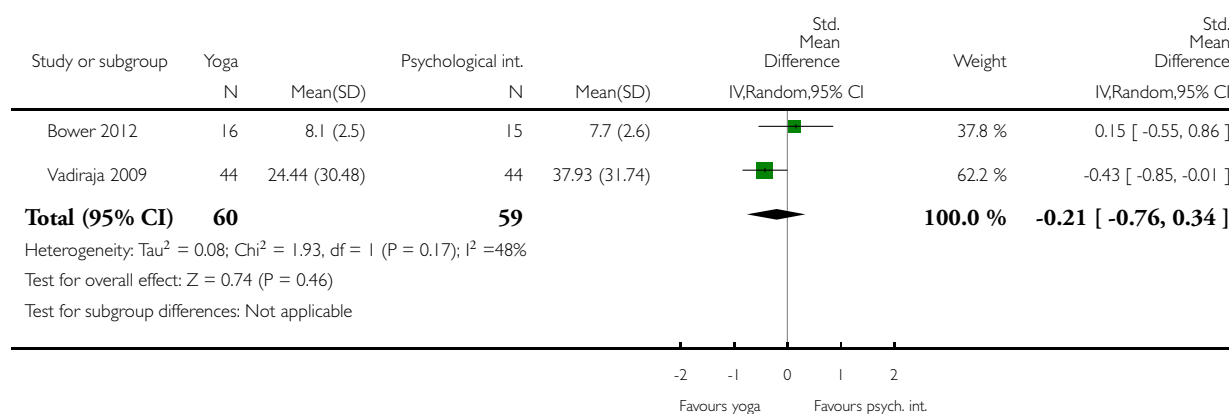


Analysis 27.5. Comparison 27 Yoga versus psychosocial/educational interventions: sensitivity analysis: no missing data retrieved from study authors or imputed, Outcome 5 Sleep disturbances short-term.

Review: Yoga for improving health-related quality of life, mental health and cancer-related symptoms in women diagnosed with breast cancer

Comparison: 27 Yoga versus psychosocial/educational interventions: sensitivity analysis: no missing data retrieved from study authors or imputed

Outcome: 5 Sleep disturbances short-term

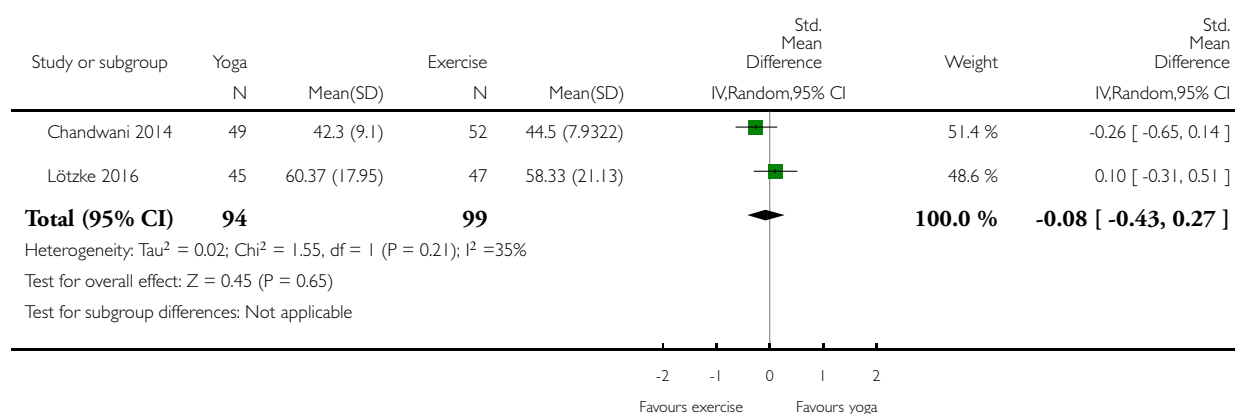


Analysis 28.1. Comparison 28 Yoga versus exercise: sensitivity analysis: no missing data retrieved from study authors or imputed, Outcome 1 Health-related quality of life short-term.

Review: Yoga for improving health-related quality of life, mental health and cancer-related symptoms in women diagnosed with breast cancer

Comparison: 28 Yoga versus exercise: sensitivity analysis: no missing data retrieved from study authors or imputed

Outcome: 1 Health-related quality of life short-term

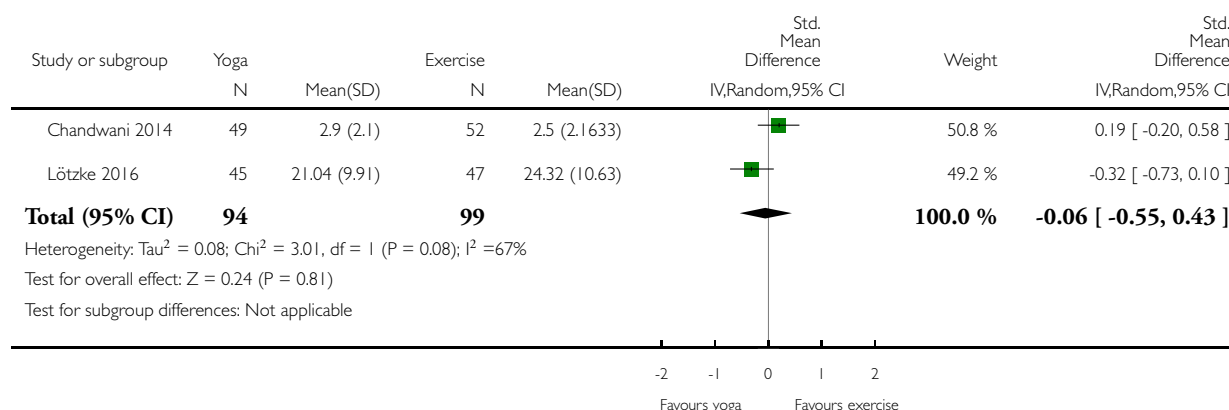


Analysis 28.2. Comparison 28 Yoga versus exercise: sensitivity analysis: no missing data retrieved from study authors or imputed, Outcome 2 Fatigue short-term.

Review: Yoga for improving health-related quality of life, mental health and cancer-related symptoms in women diagnosed with breast cancer

Comparison: 28 Yoga versus exercise: sensitivity analysis: no missing data retrieved from study authors or imputed

Outcome: 2 Fatigue short-term



APPENDICES

Appendix I. MEDLINE

#1 yoga [mh]
 #2 yoga* [tiab]
 #3 yogic [tiab]
 #4 meditation [tiab]
 #5 asana* [tiab]
 #6 pranayama [tiab]
 #7 dharana [tiab]
 #8 dhyana [tiab]
 #9 #1 OR #2 OR #3 OR #4 OR #5 OR #6 OR #7 OR #8
 #10 breast neoplasms [mh]
 #11 breast neoplasm* [tiab]
 #12 breast cancer [tiab]
 #13 breast carcinoma* [tiab]
 #14 breast tumor* [tiab]
 #15 mamma carcinoma* [tiab]
 #16 mammary neoplasm* [tiab]
 #17 mammary carcinoma* [tiab]
 #18 mammary gland carcinoma* [tiab]
 #19 #10 OR #11 OR #12 OR #13 OR #14 OR #15 OR #16 OR #17 OR #18

Yoga for improving health-related quality of life, mental health and cancer-related symptoms in women diagnosed with breast cancer (Review)

193

Copyright © 2017 The Cochrane Collaboration. Published by John Wiley & Sons, Ltd.

#20 randomized controlled trial [pt]
 #21 controlled clinical trial [pt]
 #22 randomized [tiab]
 #23 placebo [tiab]
 #24 clinical trials as topic [mesh: noexp]
 #25 randomly [tiab]
 #26 trial [ti]
 #27 #19 OR #20 OR #21 OR #22 OR #23 OR #24 OR #25 OR #26
 #28 Search #7 AND #17 AND #25
 #29 Search animals[mh] NOT humans[mh]
 #30 Search #26 NOT #27

Appendix 2. Embase

#1
 random* OR factorial* OR crossover* OR cross NEXT/1 over* OR placebo* OR (doubl* AND blind*) OR (singl* AND blind*) OR assign* OR allocat* OR volunteer*OR 'crossover procedure'/exp OR 'double blind procedure'/exp OR 'randomized controlled trial'/exp OR 'single blind procedure'/exp
 #2
 'breast neoplasm'
 #3
 'breast cancer'/exp OR 'breast cancer'
 #4
 'breast tumour'
 #5
 'breast tumor'/exp OR 'breast tumor'
 #6
 'breast carcinoma'/exp OR 'breast carcinoma'
 #7
 'mamma carcinoma'/exp OR 'mamma carcinoma'
 #8
 'mammary neoplasm'
 #9
 'mammary carcinoma'/exp OR 'mammary carcinoma'
 #10
 'mammary gland carcinoma'
 #11
 #2 OR #3 OR #4 OR #5 OR #6 OR #7 OR #8 OR #9 OR #10
 #12
 'breast cancer survivor'
 #13
 'breast cancer survivors'
 #14
 #12 OR #13
 #15
 #11 OR #14
 #16
 'yoga'/exp OR yoga
 #17
 yogic
 #18
 asana

#19
pranayama
#20
dhyana
#21
dharana
#22
'meditation'/exp OR meditation
#23
#16 OR #17 OR #18 OR #19 OR #20 OR #21 OR #22
#24
#1 AND #11 AND #23
#25
#24 NOT ([animals]/lim NOT [humans]/lim)
#26
#25 AND [embase]/lim
Embase (via OvidSP) search

1	Randomized controlled trial/
2	Controlled clinical study/
3	Random\$.ti,ab.
4	randomization/
5	intermethod comparison/
6	placebo.ti,ab.
7	(compare or compared or comparison).ti.
8	((evaluated or evaluate or evaluating or assessed or assess) and (compare or compared or comparing or comparison)).ab
9	(open adj label).ti,ab.
10	((double or single or doubly or singly) adj (blind or blinded or blindly)).ti,ab
11	double blind procedure/
12	parallel group\$1.ti,ab.
13	(crossover or cross over).ti,ab.
14	((assign\$ or match or matched or allocation) adj5 (alternate or group\$1 or intervention\$1 or patient\$1 or subject\$1 or participant\$1)).ti,ab
15	(assigned or allocated).ti,ab.

(Continued)

16	(controlled adj7 (study or design or trial)).ti,ab.
17	(volunteer or volunteers).ti,ab.
18	human experiment/
19	trial.ti.
20	or/1-19
21	exp breast/
22	exp breast disease/
23	(21 or 22) and exp neoplasm/
24	exp breast tumor/
25	exp breast cancer/
26	exp breast carcinoma/
27	(breast\$ adj5 (neoplas\$ or cancer\$ or carcin\$ or tumo\$ or metasta\$ or malig\$)).ti,ab
28	or/21-27
29	exp yoga/
30	(yora or yogic or asana or pranayama or dhyana or dharana or meditation).tw
31	exp meditation/
32	29 or 30 or 31
33	20 and 28 and 32
34	limit 33 to embase

Appendix 3. CENTRAL

#1 MeSH descriptor: [Breast Neoplasms] explode all trees
#2 breast near cancer*
#3 breast near neoplasm*
#4 breast near carcinoma*
#5 breast near tumour*
#6 breast near tumor*
#7 #1 or #2 or #3 or #4 or #5 or #6
#8 MeSH descriptor: [Yoga] explode all trees
#9 MeSH descriptor: [Meditation] explode all trees
#10 yoga or yogic or meditation or asana or pranayama or dharana or dhyana
#11 #8 or #9 or #10
#12 #7 and #11

Appendix 4. WHO ICTRP search portal

Basic searches:

1. Yoga for women with breast cancer and breast cancer survivors
2. Breast cancer AND yoga
3. Breast cancer survivors AND yoga

Advanced searches:

1. Title: Yoga for women with breast cancer and breast cancer survivors

Recruitment Status: ALL

2. Condition: breast cancer

Intervention: yoga OR yogic OR asana OR pranayama OR dhyana OR meditation OR dharana

Recruitment Status: ALL

3. Condition: breast cancer survivor*

Intervention: yoga OR yogic OR asana OR pranayama OR dhyana OR meditation OR dharana

Recruitment Status: ALL

4. Condition: breast cancer AND survivor

Intervention: yoga OR yogic OR asana OR pranayama OR dhyana OR meditation OR dharana

Recruitment Status: ALL

Appendix 5. Clinicaltrials.gov

Basic searches:

1. Yoga for women with breast cancer and breast cancer survivors
2. Breast cancer AND yoga
3. Breast cancer survivors AND yoga

Advanced searches:

1. Title: Yoga for women with breast cancer and breast cancer survivors

Recruitment: ALL

Study Results: ALL

Study Type: ALL

Gender: ALL

2. Condition: breast cancer

Intervention: yoga OR yogic OR yogic OR asana OR pranayama OR dhyana OR meditation OR dharana

Recruitment: ALL

Study Results: ALL

Study Type: ALL

Gender: ALL

3. Condition: breast cancer survivor

Intervention: yoga OR yogic OR yogic OR asana OR pranayama OR dhyana OR meditation OR dharana

Recruitment: ALL

Study Results: ALL

Study Type: ALL

Gender: ALL

4. Condition: breast cancer AND survivor

Intervention: yoga OR yogic OR yogic OR asana OR pranayama OR dhyana OR meditation OR dharana

Recruitment: ALL

Study Results: ALL

Study Type: ALL

Gender: ALL

Appendix 6. IndMed

(yoga OR yogic OR meditation OR asana OR asanas OR pranayama OR dharana OR dhyana) AND (breast neoplasm OR breast neoplasms OR breast cancer OR breast carcinoma OR breast carcinomas OR breast tumor OR breast tumors OR mamma carcinoma OR mamma carcinomas)

CONTRIBUTIONS OF AUTHORS

- Drafting the protocol: HC.
- Selecting studies: HC, RL, PK.
- Extracting data from studies: SL, PK, HC.
- Entering data into [RevMan](#): HC.
- Carrying out the analysis: HC.
- Interpreting the analysis: HC, RL.
- Drafting the final review: HC.
- Resolving disagreements: HC, PK, JL, GD.
- Updating the review: HC, RL.

DECLARATIONS OF INTEREST

- HC: none known.
- RL: none known.
- PK: none known.
- SL: none known.
- JL: none known.
- GD: none known.

SOURCES OF SUPPORT

Internal sources

- Department of Internal and Integrative Medicine, Kliniken Essen-Mitte, Faculty of Medicine, University of Duisburg-Essen, Germany.

External sources

- Rut- and Klaus-Bahlsen-Foundation, Germany.

DIFFERENCES BETWEEN PROTOCOL AND REVIEW

- In the review, we revised the 'Randomised controlled trial' and 'Human' limit in the Embase search strategy.
- For the review, we added the CENTRAL search strategy and used the Embase (via OvidSP) search instead of the previous one, as the group no longer has access to the EMBASE.com platform.