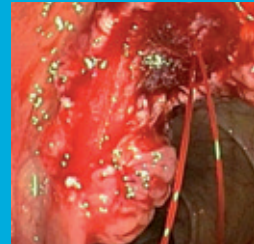


P R O G R A M M E

6. International Symposium on **Complications in GI Endoscopy**

How to diagnose, how to treat and how to prevent!

**31
Oct
2019**



31 October 2019
Radisson Blu Hotel Hamburg,
Germany

Course Directors

Peter N. Meier, Hannover / Germany
Ian M. Gralnek, Afula / Israel

Honorary President

Michael Jung, Frankfurt

Scientific Committee

Marianna Arvanitakis, Bruxelles
Jan Borovicka, St. Gallen
Helmut Messmann, Augsburg
Peter Siersema, Nijmegen
Michael Wallace, Jacksonville
George Webster, London

State of the Art Lecture

Michael Jung, Frankfurt

Endorsed by



Schirmherrschaft der




www.complications-in-endoscopy.com

**CALL FOR
ABSTRACTS**

one & done

Ovesco OTSC® – The ultimate hemostasis device*



*Proven clinical benefit:

OTSC® in first-line therapy significantly reduces re-bleeding risk and bleeding associated mortality in UGIB (FLETRock evaluation¹).

Compared to Rockall's validated prediction, re-bleeding risk and bleeding related mortality were significantly reduced from 53.2 % to 21.4 % ($p < 0.001$) and 27.9 % to 10.9 % ($p = 0.011$), respectively in high-risk Rockall score (score 8) patients treated with the OTSC.

OTSC® significantly improves outcome of hemostasis in patients randomized to OTSC® or standard therapy (STING trial²).

Successful hemostasis was achieved in 93.9 % vs 57.6 % ($p = 0.001$) of otherwise unsuccessfully treated patients, now receiving either OTSC or injection plus other clips or thermal coagulation.

¹ Wedi E. et al. (2017). Multicenter evaluation of first-line endoscopic treatment with the OTSC in acute non-variceal upper gastrointestinal bleeding and comparison with the Rockall cohort: the FLETRock study. *Surgical Endoscopy*, doi:10.1007/s00464-017-5678-7.

² Schmidt A. et al. (2018). Over the Scope Clips are More Effective Than Standard Endoscopic Therapy for Patients With Recurrent Bleeding of Peptic Ulcers. *Gastroenterology*, doi:10.1053/j.gastro.2018.05.037.



6. International Symposium on Complications in GI Endoscopy

31
Oct
2019

Contents

Scientific Committee	5
Welcome: Let's talk about complications	6
Programme Thursday, 31 October 2019	8
Poster session, call for abstracts	10
Faculty	12
Registration	14
General Information	15
ENDO CLUB NORD	17
Arrival	18

Course Directors

Dr. Peter N. Meier, FASGE
Director of the Department of Gastroenterology,
Interventional Endoscopy and Metabolic Diseases
DIAKOVERE Henriettenstift
Marienstr. 72-90, 30171 Hannover, Germany

Prof. Dr. Ian M. Gralnek, FASGE
Director of the Department of Gastroenterology,
Hepatology and Endoscopy
Emek Medical Center
Afula / Israel

www.complications-in-endoscopy.com

Reduziertes Trinkvolumen bei hoher Wirksamkeit




PLENVU®
Pulver zur Herstellung einer
Lösung zum Einnehmen

*Zusätzliche Einnahme von mindestens 2 x 0,5 L frei wählbarer klarer Flüssigkeit ist erforderlich.

PLENVU®, Pulver zur Herstellung einer Lösung zum Einnehmen

Zusammensetzung: Dosis 1: Macrogol 3350 100 g, Natriumsulfat 9 g, Natriumchlorid 2 g, Kaliumchlorid 1 g; Hilfsstoffe: Sucralose (E955), Mango-Aroma. Dosis 2: Beutel A enthält: Macrogol 3350 40 g, Natriumchlorid 3,2 g, Kaliumchlorid 1,2 g; Hilfsstoffe: Aspartam (E951), Fruchtprun-Aroma VA93402. Beutel B enthält: Ascorbinsäure 7,54 g, Natriumascorbat 48,11 g. **Anwendungsgebiete:** Zur Darmvorbereitung vor klinischen Maßnahmen, die einen sauberen Darm erfordern. **Gegenanzeigen:** Überempfindlichkeit gegen einen der arzneilich wirksamen Bestandteile oder einen der sonstigen Bestandteile, Gastrointestinale Obstruktion oder Perforation, Ileus, Störungen der Magenentleerung, Phenylketonurie (enthält Aspartam), Glukose-6-Phosphatdehydrogenase-Mangel (enthält Ascorbat), toxisches Megakolon. **Nebenwirkungen:** **Erkrankungen des Gastrointestinaltrakts:** Häufig: Erbrechen, Übelkeit. Gelegentlich: abdominale Aufblähung, Analreizungen, Abdominalschmerz, Abdominalschmerzen im Oberbauch, Abdominalschmerzen im Unterbauch. **Erkrankungen des Immunsystems:** Gelegentlich: Überempfindlichkeit gegenüber den Wirkstoffen. **Stoffwechsel- und Ernährungsstörungen:** Häufig: Dehydratation. **Erkrankungen des Nervensystems:** Gelegentlich: Kopfschmerzen, Migräne, Somnolenz. **Allgemeine Erkrankungen und Beschwerden am Verabreichungsort:** Gelegentlich: Durst, Fatigue, Asthenie, Schüttelfrost, Schmerzen. **Herzkrankungen:** Gelegentlich: Palpitationen, Sinustachykardie. **Gefäßkrankungen:** Gelegentlich: Vorübergehender Anstieg des Blutdruckes, Hitzeempfindungen. **Untersuchungen:** Gelegentlich: Vorübergehender Anstieg der Leberenzyme, Hypernatriämie, Hyperkalzämie, Hypophosphatämie, Hypokaliämie, erniedrigtes Bicarbonat, Anionenlücke vergrößert/verkleinert, hyperosmolarer Zustand. **Handelsformen:** Eine Anwendung besteht aus 3 Beuteln: Dosis 1, Dosis 2 Beutel A und B. Packungsgrößen von 1 (N 1), 40, 80, 160 und 320 Packungen einer einzelnen Anwendung. Klinikpackung mit 40 einzelnen Anwendungen. Apothekenpflichtig. Stand 11/2018 PLENVU, NORGINE und das Norgine-Siegel sind eingetragene Marken der Norgine-Unternehmensgruppe.

Norgine GmbH
Im Westpark 14
D-35435 Wettenberg
Internet: www.norgine.de
E-Mail: info@norgine.de



DE/PLV/1217/00118

Scientific Committee

Our very special thanks go to the members of the Scientific Committee who put a lot of personal engagement in helping to select topics and renowned speakers to make this symposium a useful tool for every endoscopist.



Marianna
Arvanitakis,
Bruxelles



Peter Siersema,
Nijmegen



Jan Borovicka,
St. Gallen



Michael Wallace,
Jacksonville



Helmut Messmann,
Augsburg



George Webster,
London

Let's talk about complications



Dear friends and colleagues,

Being committed endoscopists, we are all concerned that even minor invasive procedures may result in a “complication”. The evolving advances in gastrointestinal endoscopy (both diagnostic and therapeutic), as well as in surgical concepts, require a process of reflection and introspection.

As in prior years, the aims of this symposium are to

- identify critical incidents and complications
- communicate unforeseen events
- develop strategies to avoid or minimize complications
- discuss the technical, procedural, ethical, psychological and legal aspects of a complication.

The 2019 symposium will be co-directed with me by my dear friend Ian Gralnek. We have recently started an academic cooperation between our hospitals.

The meeting will again take place immediately before the ENDO CLUB NORD meeting in Hamburg. This means that by coming to Germany once, you have the chance to attend two complementing endoscopy meetings. This is especially attractive with our combined tickets.

The honorary president of the 6th International Symposium on Complications in GI Endoscopy will be Prof. Dr. Michael Jung. Michael Jung is one of the most experienced endoscopists in Europe. He has made great contributions to compile and communicate the importance of hygiene / high level disinfection in endoscopy.



A highlight of our symposium will be his state-of-the-art lecture on hygiene.

Like in the years before **we especially encourage you and your co-workers to send in relevant abstracts**. A selected abstract will be presented as a lecture in the main programme, all others will be shown in the poster exhibition.

We invite you to join us in Hamburg for the symposium on 31 October 2019 and then to stay on for the ENDO CLUB NORD meeting!

Ian M. Gralnek

Peter N. Meier

Thursday, 31 October 2019

08.30 Welcome **P. N. Meier, I. M. Gralnek**

08.45 - 10.30 Session 1: Let's get started!

Chair: **J. Pohl, T. Rösch**

- | | | |
|-------|--|-------------------------|
| 08.45 | Video Case I | M. Arvanitakis |
| 08.55 | Complications: Definitions and Statistics | G. Webster |
| 09.15 | Checklists and "time out" in the endoscopy unit – boring but important | H.-D. Allescher |
| 09.35 | Endoscopic performance, patient complaints, lessons to be learned | S. Thomas-Gibson |
| 09.55 | Managing the anti-coagulated endoscopy patient: guidelines vs. reality | T. Baron |
| 10.15 | Video Case II | J. Borovicka |
| 10.25 | Discussion | |

10.30 - 11.00 Coffee break

11.00 - 13.00 Session 2: Walking on a tightrope

Chair: **R. Jakobs, M. Anthuber**

- | | | |
|-------|---|----------------------|
| 11.00 | Video Case III | M. Wallace |
| 11.10 | Complications of OTSC and FTRD | M. Wallace |
| 11.30 | When to stop endoscopic interventions in the elderly patient: weighing benefit vs. complication | O. Pech |
| 11.50 | Endoscopic removal of foreign bodies: staying out of trouble | J. Borovicka |
| 12.10 | My worst case ... with video | I. M. Gralnek |
| 12.30 | Selected poster abstract | M. Jagielski |
| 12.40 | Video Case IV | H. Messman |
| 12.50 | Discussion | |

13.00 - 14.00 Lunch break

14.00 - 15.30 Session 3: Procedure-related complications

Chair: **T. von Hahn, A. Hölscher**

- | | | |
|-------|---|---------------------|
| 14.00 | Complications of bariatric endoscopy | T. Beyna |
| 14.20 | Complications of bariatric surgery | J. Bernhardt |
| 14.40 | Third space endoscopy ... how to avoid and deal with adverse events | A. Repici |
| 15.00 | Video Case V | G. Webster |
| 15.10 | Discussion | |

15.30 - 16.00 Session 4: State-of-the-art lecture

Chair: **I. M. Gralnek, P. N. Meier**

- | | | |
|-------|--|--------------------|
| 15.30 | Introduction | P. N. Meier |
| 15.35 | Hygiene in endoscopy: be responsible, be alert | M. Jung |

16.00 - 16.30 Session 5: Poster session

Coffee break and Poster session

Chair: **S. Faiss, H.-J. Schulz**

16.30 - 18.30 Session 6: Working groups

- | | |
|------|---|
| WG 1 | Managing perforations and hemorrhage
E. Fedorov, R. Jakobs, S.-H. Chon |
| WG 2 | EMR/ESD/FTRD – how far can we go?
H. Messmann, H. Neuhaus, A. Repici |
| WG 3 | ERCP – a never ending story
J. Albert, M. Arvanitakis, M. Bulajic |
| WG 4 | EUS – more indications, more complications?
C. Meyenberger, H. Neye, P. Vilmann |

19.30 Congress Dinner

Poster session, call for abstracts

Poster Committee: S. Faiss, H.-J. Schulz

Posters will be exhibited on 31 October 2019 at the Radisson Blu Hotel Hamburg.

The authors will be in attendance during the coffee break on Thursday, 16.00 - 16.30, while the Poster Committee will evaluate the posters.

Call for abstracts

Please submit your poster abstract by Thursday, 29 August 2019. Only one-page abstracts not exceeding 250 words, written in English and saved in Microsoft Word format will be accepted.

Abstracts must be submitted via e-mail to cie@coocs.de. Further information regarding the submission format and the submission process is available on our congress website: www.complications-in-endoscopy.com

The abstracts will undergo a review by the Scientific Committee, preference being given to those thematically related to one of the sessions of the programme. We especially encourage submissions of cases. Have you, for example:

- come across a very rare or unusual complication?
- developed a special technique to deal with specific complications?
- experienced a disaster?

Then we invite you to send us your abstract!

All accepted abstracts will be printed and distributed to the participants of the congress together with the meeting document pack. The authors will receive notification about acceptance and further instructions by 20 September 2019.

The first author of any accepted poster is invited to take part in the symposium **free of registration fee**. Please note: Travel expenses are not covered.

Contact address for questions concerning the poster submission:
COCS GmbH
Rosenheimer Str. 145 c
81671 Munich, Germany
Phone: +49 (0)89 890 677-0
E-mail to cie@coocs.de

Poster prizes

Oral presentation

The Scientific Committee will select one poster for oral presentation. The presenting author will receive free registration fee, accommodation and travel expenses.

Poster Award

The Poster Committee will select three posters during the poster session who present especially interesting cases or studies regarding complications in endoscopy. The three winners will each be awarded a „CIE 2019 Poster of Distinction“ certificate and a prize of EUR 750,-.

Deadline for submission of abstracts:
Thursday, 29 August 2019

Faculty

Albert, Jörg, Prof. Dr., Abteilung Gastroenterologie, Hepatologie und Endokrinologie, Robert-Bosch-Krankenhaus, Stuttgart, Germany

Allescher, Hans-Dieter, Prof. Dr., Klinik für Gastroenterologie, Hepatologie, Stoffwechsel, Klinikum Garmisch-Partenkirchen, Germany

Anthuber, Matthias, Prof. Dr., Klinik für Allgemein-, Viszeral- und Transplantationschirurgie, Universitätsklinikum Augsburg, Germany

Arvanitakis, Marianna, MD, PhD, Department of Gastroenterology, Hôpital Erasme, Cliniques Universitaires de Bruxelles, Belgium

Baron, Todd, MD, Division of Gastroenterology and Hepatology, University of North Carolina, Chapel Hill, North Carolina, USA

Beyna, Torsten, Dr., Dept. of Internal Medicine, Evangelisches Krankenhaus, Düsseldorf, Germany

Bernhardt, Jörn, PD Dr. habil., Abteilung Diagnostische und Interventionelle Endoskopie, Klinikum Südstadt, Rostock, Germany

Borovicka, Jan, Prof. Dr., Klinik für Gastroenterologie/Hepatologie, Kantonsspital St. Gallen, Switzerland

Bulajic, Milutin, MD Mater Olbia Hospital, Qatar Foundation Endowment & Gemelli Foundation, Orientale Sarda, Olbia, Italy

Chon, Seung-Hun, Dr., Klinik für Allgemein-, Viszeral- und Tumorchirurgie Universitätsklinikum Köln, Köln, Germany

Faiss, Siegbert, Prof. Dr., Klinik für Innere Medizin I, Sana Klinikum Lichtenberg, Berlin, Germany

Fedorov, Evgeny, Prof. Dr., Dept. of Digestive Endoscopy, University Hospital No. 31, Moscow, Russia

Gralnek, Ian M., MD, PhD, FASGE, Prof., Department of Gastroenterology, Hepatology and Endoscopy, Emek Medical Center, Afula, Israel

Hölscher, Arnulf, Prof. Dr., Zentrum für Speiseröhren- und Magen Chirurgie, AGAPLISION Markuskrankenhaus Frankfurt, Germany

Jakobs, Ralf, Prof. Dr., Medizinische Klinik C, Klinikum der Stadt Ludwigshafen, Ludwigshafen, Germany

Jung, Michael, Prof. Dr., Medizinische Klinik I, Universitätsklinikum Frankfurt, Germany

Meier, Peter N., Klinik für Gastroenterologie, DIAKOVERE Henriettenstift, Hannover, Germany

Messmann, Helmut, Prof. Dr., III. Medizinische Klinik, Klinikum Augsburg, Germany

Meyenberger, Christa, Prof. Dr., Klinik für Gastroenterologie/Hepatologie, Kantonsspital St. Gallen, Switzerland

Neuhaus, Horst, Prof. Dr., Dept. of Internal Medicine, Evangelisches Krankenhaus, Düsseldorf, Germany

Neye, Holger, PD Dr., Klinik für Innere Medizin II, Helios Klinikum Emil von Behring, Berlin, Germany

Pech, Oliver, Prof. Dr., Klinik für Gastroenterologie und interventionelle Endoskopie, Krankenhaus Barmherzige Brüder, Regensburg, Germany

Pohl, Jürgen, Prof. Dr., I. Medizinische Abteilung, Asklepios Klinik Altona, Hamburg, Germany

Repici, Alessandro, MD, Humanitas Research Hospital & Humanitas University, Rozzano, Milano, Italy

Rösch, Thomas, Prof. Dr., Klinik und Poliklinik für Interdisziplinäre Endoskopie, Universitätsklinikum Hamburg-Eppendorf, Germany

Schulz, Hans-Joachim, Prof. Dr., Klinik für Innere Medizin, Sana Klinikum Lichtenberg, Berlin, Germany

Thomas-Gibson, Dr., Siwan, St. Marks Hospital, Imperial College London, UK

Vilmann, Peter, MD, DSc, HC, FASGE, Prof., GastroUnit, Copenhagen University Hospital Herlev, Denmark

Von Hahn, Thomas, Prof. Dr., III. Medizinische Abteilung, Asklepios Klinik Barmbek, Hamburg, Germany

Wallace, Michael, MD, PhD, Prof., Dept. of Gastroenterology, Mayo Clinic Hospital, Jacksonville, FL, USA

Webster, George, BSc MD FRCP, Clinical Lead for HPB Medicine, University College Hospitals, London, UK

Registration

Please register online by www.complications-in-endoscopy.com

Registration fee

The registration fee includes access to the lecture hall, choice of one working group, coffee breaks, lunch buffet, certification of participation and Get-Together on Wednesday.

Prices for the Symposium on Complications in GI Endoscopy, 31 Oct 2019

Registration and payment received	by 28 Aug 2019	from 29 Aug 2019
Physician	EUR 120,-	EUR 150,-
Member ESGE, DGVS, WEO*	EUR 100,-	EUR 130,-
Nurse and students*	EUR 40,-	EUR 60,-
Team ticket (1 physician, 2 nurses)	EUR 180,-	EUR 240,-

Prices for combined ticket with the ENDO CLUB NORD, 1 - 2 Nov 2019

Registration and payment received	by 28 Aug 2019	from 29 Aug 2019
Physician	EUR 320,-	EUR 370,-
Member ESGE, DGVS, WEO*	EUR 250,-	EUR 320,-
Nurse and students*	EUR 90,-	EUR 130,-
Team ticket (1 physician, 2 nurses)	EUR 450,-	EUR 610,-

*Please submit valid membership card/certification, together with registration to: sophia.schmidberger@coccs.de

Payment

Please deposit the total amount to the account indicated below by October 14, 2019:
COCS GmbH, Munich, Germany · HypoVereinsbank München
IBAN: DE30700202700039613140 · SWIFT/BIC: HYVEDEMMXXX
Reference: **CIE 2019** and name of participant

Please note that we do not cover any bank charges. Payment with credit card (Master and Visa) are also available online.

General Information

Contact – Congress Organizer

COCS GmbH – Congress Organisation C. Schäfer
Rosenheimer Str. 145 c · 81671 Munich · Germany
Phone: +49 (0)89 89 06 77-0 · Fax: +49 (0)89 89 06 77-77
E-mail: sandra.reber@coccs.de
www.coccs.de

Meeting Venue

Radisson Blu Hotel Hamburg
Marseiller Straße 2 · 20335 Hamburg · Germany
www.radissonblu.com/en/hotel-hamburg

Opening hours of the registration desk

Wednesday, 30 Oct 2019: 18.30 - 19.30
Thursday, 31 Oct 2019: 7.30 - 18.30

Get-Together

Wednesday, 30 October 2019, starting 19.00. Participants are invited to a Get-Together at the Restaurant in the Radisson Blu Hotel Hamburg with drinks and light warm and cold dishes. The Get-Together is included in the registration fee.

Congress Dinner

Thursday, 31 October 2019, starting 19.30.
We look forward to your participation at the congress dinner.
Charge EUR 45,- per person.

Exhibition

An exhibition of biomedical and pharmaceutical products will be presented during the symposium in the foyers of the Radisson Blu Hotel Hamburg.

We thank the following companies for their support

Olympus Europa SE & Co KG, Hamburg
Norgine GmbH, Wettenberg
Dr. Falk Pharma GmbH, Freiburg
Ovesco Endoscopy AG, Tübingen

2019

NOVEMBER 1+2
HAMBURG
MESSE WEST

SAVE THE DATE!

Registration online
from 1 February 2019

General Information

General Information

Room reservation

Please book your hotel room as soon as possible if required.

Language

The congress language is **English**.

FSA Code

In accordance to the FSA Code (Voluntary Self-Regulation for the Pharmaceutical Industry code) financial disclosures can be found on the constantly updated congress website.

Cancellation

In case of cancellation until 14 October 2019 a service fee of EUR 30,- will be deducted from the refund amount. Registration fees will not be refunded if cancellations are received at a later date.

Liability

The congress organizer will bear no liability for loss, accident, damage or injury to person or property irrespective of the cause. The client participates at all sessions, tours and events at his/her own risk. Sole place or jurisdiction is Munich, Germany. German law is applicable.

Website

www.complications-in-endoscopy.com

Imprint

COCS media GmbH
Rosenheimer Str. 145 c · 81671 Munich · Germany
Phone: +49 (0)89 89 06 77-0 · Fax: +49 (0)89 89 06 77-77
www.cocs-media.de



ENDOCLUBNORD

www.endoclubnord.de

WELCOME TO HAMBURG

Once more, **the best from the world of endoscopy** awaits you at the ENDOCLUB in Hamburg in 2019 – as usual with **gripping live broadcasts** from the endoscopies of our three Hamburg clinics. **International top experts** will demonstrate standards as well as the **latest developments and innovations**.

COURSE DIRECTORS

Prof. Dr. Jürgen Pohl, Asklepios Klinik Altona

Prof. Dr. Thomas von Hahn, Asklepios Klinik Barmbek

Prof. Dr. Thomas Rösch, Universitätsklinikum Hamburg-Eppendorf

PROGRAM

FRIDAY, 1 NOVEMBER 2019, 9.00 – 18.00

- Live Endoscopy from the three participating Hamburg hospitals
- Lectures

SATURDAY, 2 NOVEMBER 2019, 9.00 – 13.00

- Highlights of the ENDOCLUBNORD Live Procedures
- Interactive Discussions & Postprocessing

CONGRESS VENUE

Hamburg Messe – Entrance West, Hall A3

Lagerstrasse, 20357 Hamburg, Germany

CONTACT

Interplan Congress, Meeting & Event Management AG

Tel.: +49 40 325092-55

E-Mail: endoclubnord@interplan.de



Arrival

Arrival by plane

Directly from the international airport Hamburg there are suburban trains (S-Bahn). Please exit at the station: Dammtor. Walking distance from Dammtor to Radisson Blu Hotel Hamburg is just two minutes.

Arrival with public transportation

Situated right next door to Dammtor the Radisson Blu Hotel can be also reached by InterCity rail as well as with the metro. Please exit the metro stations: Stephansplatz (Opera/CCH) or Gänsemarkt with a few minutes walking distance to the Radisson Blu Hotel Hamburg. More details can be found on the congress website.

Arrival by car

Please follow the signs to "Messe/CCH" from all directions. The Radisson Blu Hotel Hamburg is right next to the CCH.



© Radisson Blu, Hamburg

SCHLUCKSTÖRUNG

durch eosinophile Ösophagitis



NEU

Jorveza® – erste und einzige zugelassene Therapie bei EoE

- praktische Schmelztablette mit dem bewährten Wirkstoff Budesonid¹
- innovative Galenik für gezielte Wirkung im Ösophagus²
- klinische und histologische Remission bei 85 % der Patienten bereits nach 12 Wochen³

BUDESONID
Jorveza® 1 mg
SCHMELZTABLETTEN

¹ Fachinformation Jorveza®; ² Miehke S et al., Gut. 2016; 65:390–399; ³ Straumann A et al., United European Gastroenterol J. 2017;5(5S):OP348.


Jorveza® 1 mg Schmelztableten. Wirkstoff: Budesonid. **Zusammensetzung:** Eine Schmelztablette enthält: Arznei. wirks. Bestand.: 1 mg Budesonid. Sonstige Bestandteile: Natrium, Dinatriumhydrogencitrat 1,5 H₂O, Docusat-Natrium, Macrogol (6000), Magnesiumstearat, Mannitol, Natriumdihydrogencitrat, Povidon (K25), Natriumhydrogencarbonat, Sucralose. **Anwendungsgebiete:** Eosinophile Ösophagitis bei Erwachsenen (über 18 Jahre). **Gegenanzeigen:** Überempfindlichkeit gegen den Wirkstoff oder einen der sonstigen Bestandteile. Patienten mit Leberfunktionsstörungen. Schwangerschaft. Stillzeit (Nutzenabwägung für Kind und Frau). **Nebenwirkungen:** Ösophageale Candidose und orale Candidose, Candidose des Oropharynx. Kopfschmerzen. Bluthochdruck. Schmerzen im Oberbauch, gastroösophageale Refluxkrankheit, Lippenödem, Übelkeit, orale Parästhesie, Müdigkeit, Cortisol im Blut erniedrigt. Erhöhung des Infektionsrisikos. Cushing-Syndrom, Nebennierensuppression, Wachstumsverzögerung bei Kindern. Hypokaliämie, Hyperglykämie. Depression, Gereiztheit, Euphorie, psychomotorische Hyperaktivität, Angst, Aggression. Pseudotumor cerebri einsch. Papillenödem bei Jugendlichen. Glaukom, Katarakt (einschl. subkapsulärer Katarakt), verschwommenes Sehen, zentrale seröse Chorioretinopathie. Erhöhung des Thromboserisikos, Vaskulitis (Entzugssyndrom nach Langzeittherapie). Dyspepsie, Zwölffingerdarm- oder Magengeschwüre, Pankreatitis, Obstipation. Allergisches Exanthem, Petechien, verzögerte Wundheilung, Kontaktdermatitis, Ekchymosen. Muskel- und Gelenkschmerzen, Muskelschwäche und -zuckungen, Osteoporose, Osteonekrose. Unwohlsein. **Packungsgrößen:** 30, 60, 100 (N3) Schmelztableten. Verschreibungspflichtig. Stand: 1/2018

DR. FALK PHARMA GmbH



Leinenweberstr. 5
79108 Freiburg
Germany

www.dr.falkpharma.de



42106

TJF-Q190V Duodenoscope

Supporting Your Standard of Care

Improved Cannulation Efficiency:

Square image shape and 15° backward viewing allow for expanded field of view and better direction of view.

Single-Use Distal Cover:

Allows for the visualization of the distal end and better access for reprocessing.



53869

➤ www.olympus.eu/duodenoscopes