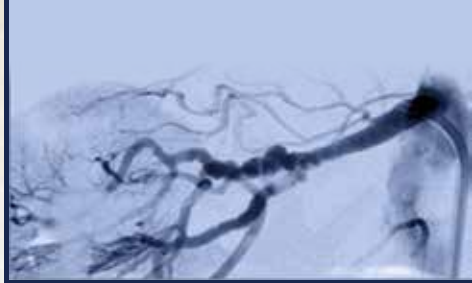


PROMOTED BY



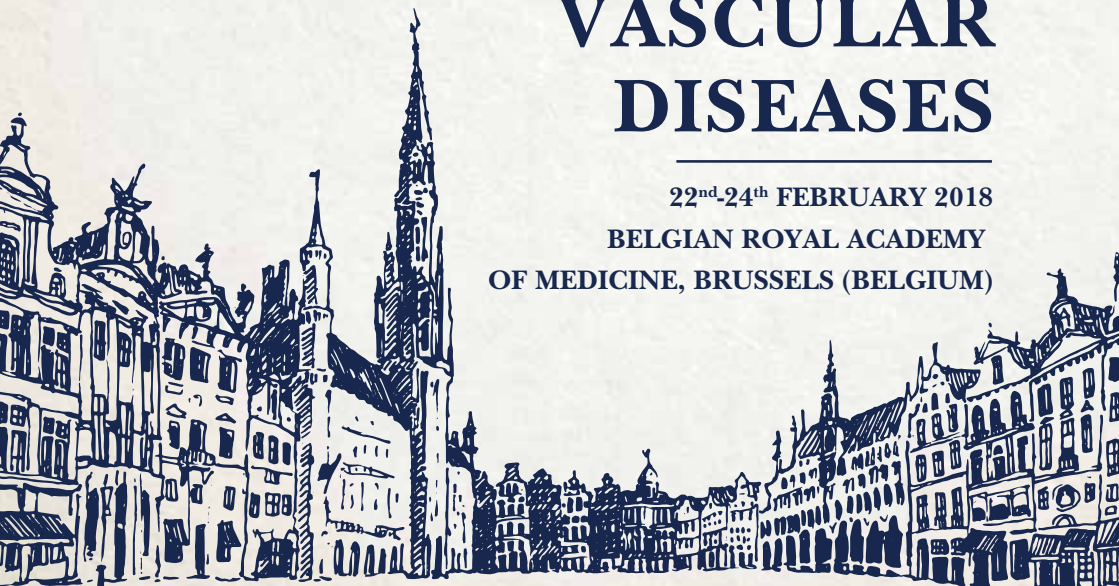
FONDAZIONE
INTERNAZIONALE
MENARINI



INTERNATIONAL SYMPOSIUM
**REVISITING
FIBROMUSCULAR
DYSPLASIA
& RELATED
VASCULAR
DISEASES**

22nd-24th FEBRUARY 2018

BELGIAN ROYAL ACADEMY
OF MEDICINE, BRUSSELS (BELGIUM)



Organized by

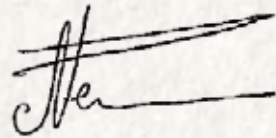
Cardiology Department, Cliniques Universitaires Saint-Luc,
Université Catholique de Louvain, Brussels, Belgium

Cleveland Clinic Heart and Vascular Institute,
Cleveland, Ohio, United States of America

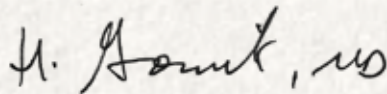


FINAL PROGRAMME

US and European registries are changing the image of Fibromuscular Dysplasia (FMD) from a rare, curable cause of renovascular hypertension mostly occurring in young women to a more common, diffuse, usually benign but sometimes devastating vascular disease, which may occur at all ages of life, both in men and women. International collaborative efforts are currently underway to unravel the genetics, pathophysiology and natural history of the disease, standardize diagnosis and management, and identify biomarkers and predictors of adverse vascular outcomes. This meeting will bring together leading international experts of FMD and related vascular diseases who will summarize current knowledge on FMD, present cutting edge research and identify clinical challenges and research priorities for the next years. It may interest nephrologists, neurologists, cardiologists, internists, paediatricians, radiologists, vascular medicine specialists, as well as basic and clinical researchers.



Prof. Alexandre Persu
Cardiology Department,
Cliniques Universitaires Saint-Luc,
Université Catholique de Louvain
Brussels, Belgium



Prof. Heather Gornik
Cleveland Clinic Heart and Vascular Institute,
Cleveland, Ohio, United States of America

Co - Presidents of the Meeting

UNDER THE AUSPICES OF



Cardiology Department, Cliniques Universitaires Saint-Luc,
Université Catholique de Louvain, Brussels, Belgium



Cleveland Clinic

Cleveland Clinic Heart and Vascular Institute,
Cleveland, Ohio, United States of America

Co - Presidents of the Meeting

Prof. Alexandre Persu

Cardiology Department,
Cliniques Universitaires Saint-Luc,
Université Catholique de Louvain
Brussels, Belgium

Prof. Heather Gornik

Cleveland Clinic Heart and Vascular Institute,
Cleveland, Ohio, USA

Scientific Secretariat

Mrs Virginie Donnay
Cardiology Department
Cliniques Universitaires Saint-Luc
10 avenue Hippocrate, 1200 Brussels
Phone: +32 2 764 28 03 Fax: +32 2 764 89 80
E-mail: virginie.donnay@uclouvain.be

Promoted by

Fondazione Internazionale Menarini
Centro Direzionale Milanofiori
Edificio L – Strada 6 20089 Rozzano (Milan, Italy)
Phone: +39 02 55308110 Fax: +39 02 55305739
E-mail: milan@fondazione-menarini.it
www.fondazione-menarini.it

Organizing Secretariat

Congress Lab Srl
Bastioni di Porta Volta, 10 - 20121 Milano (Italy)
Phone: +39 02 81838120 - Cell: +39 3209066533 - Fax: +39 02 87181580
fondazione@congresslab.it - www.congresslab.it

Thursday, February 22nd 2018 - Afternoon

OPENING CEREMONY

AUDITORIUM ALBERT II - GROUND FLOOR

03.30 p.m.	Welcome Address A. Persu (Brussels, BG) H. Gornik (Cleveland, US)
Chairpersons:	Opening Lectures H. Gornik (Cleveland, US) A. Persu (Brussels, BG)
04.00 p.m.	P.F. Plouin (Paris, FR) 25 years of French research in FMD
05.00 p.m.	J. Olin (New York, US) The (r)evolution in our understanding of FMD, my professional journey
06.00 p.m.	Panel discussion
07.30 p.m.	Welcome cocktail



Friday, February 23rd 2018 – Morning

Session I – Registries, networks and databases: what have we learnt?

SALLE DU TRÔNE - FIRST FLOOR

Chairpersons:	Y. Sharabi (Tel Aviv, IL) J. Froehlich (Ann Arbor, US)
09.00 a.m.	H. Gornik (Cleveland, US) The US Registry for FMD
09.30 a.m.	A. Persu (Brussels, BG), L. Toubiana (Paris, FR) The European FMD initiative
09.50 a.m.	L. Aparicio (Buenos Aires, AR), T. Chrysochou (Manchester, UK), F. Jarraya (Sfax, TU), Y. Iwashima (Osaka, JP), A. Januszewicz (Warsaw, PL), Jiguang Wang (Shanghai, CN), S. Wilson (Melbourne, AU) Other FMD registries and initiatives around the world
10.20 a.m.	Coffee break

Session II – Fibromuscular Dysplasia: a multifaceted vascular disease

Chairpersons:	L. Yperzeele (Antwerpen, BG) J. C. Wautrecht (Brussels, BG)
10.50 a.m.	S. Debette (Bordeaux, FR) Cervico-cephalic FMD: from symptoms to complications
11.10 a.m.	J. Froehlich (Ann Arbor, US) Recognizing and distinguishing FMD mimics
11.30 a.m.	E. Touze (Caen, FR) Carotid bulb diaphragm: is this a variant of FMD? How should this entity be managed?
11.45 a.m.	P. Van der Niepen (Brussels, BG) Digestive FMD: from asymptomatic disorder to vascular emergency
12.00 p.m.	A. Januszewicz (Warsaw, PL) Newly discovered targets of FMD: findings of ARCADIA-POL
12.20 p.m.	K. Lahlou-Laforêt (Paris, FR) DYSPERS: psychological characteristics of FMD patients
12.30 p.m.	Lunch

Friday, February 23rd 2018 – Afternoon

Session III – Vascular function and emerging biomarkers in FMD patients

Chairpersons:	J. L. Balligand (Brussels, BG) H. Heuten (Antwerpen, BG)
01.30 p.m.	P. Boutouyrie (Paris, FR) The triple line pattern: an intriguing signal in FMD
01.45 p.m.	R. M. Bruno (Pisa, I) Ultra-high frequency ultrasound for vascular phenotyping in FMD
02.00 p.m.	M. Azizi (Paris, FR) Microparticles, microRNA and other emerging biomarkers
02.20 p.m.	J. Kovacic (New York, US) What can we learn from the fibroblast?- the DEFINE study

Session IV – Genetic dissection of FMD and other vascular diseases

Chairpersons:	X. Jeunemaitre (Paris, FR) M. Vikkula (Brussels, BG)
02.40 p.m.	S. Ganesh (Ann Arbor, US) Genetics of FMD: state of the art and new findings
03.00 p.m.	N. Bouatia-Naji (Paris, FR) <i>PHACTR1</i> and other recently identified susceptibility genes
03.20 p.m.	B. Loeys (Antwerpen, BG) Genetic and acquired causes of vascular tortuosity
03.40 p.m.	D.M. Milewicz (Houston, US) What can we learn about FMD from hereditary aortopathies?
04.00 p.m.	Coffee break

Friday, February 23rd 2018 – Afternoon

Session V – Diagnosis and management of the FMD patient

Chairpersons:	J. M. Krzesinski (Liege, BG) J. Segura (Madrid, SP)
04.30 p.m.	J. Olin (New York, US) Optimal imaging in FMD: the case for renal and carotid duplex
04.45 p.m.	A. Azarine (Paris, FR) Optimal imaging in FMD: the case for CT-angiography
05.00 p.m.	T. De Backer (Gent, BG) Optimal medical management of FMD
05.15 p.m.	D. van Twist (Maastricht, NL) RAS and renal hemodynamics in FMD
05.30 p.m.	B. Gray (Greenville, US) Renal FMD: when and how to revascularize? When and how to treat renal aneurysms?
05.50 p.m.	K. Tullus (London, UK) Pediatric FMD and mid-aortic syndrome



Saturday, February 24th 2018 – Morning

Session VI – Spontaneous coronary artery dissection

AUDITORIUM ALBERT II - GROUND FLOOR

Chairpersons:	A. Maas (Nijmegen, NL) E. Kim (Nashville, US)
09.30 a.m.	J. Saw (Vancouver, CA) From coronary FMD to SCAD
09.50 a.m.	F. Alfonso (Madrid, SP) Optimal management of SCAD
10.10 a.m.	S. Hayes (Rochester, US) AHA scientific statement on SCAD
10.30 a.m.	D. Adlam (Leicester, UK) The European SCAD consensus and registry
10.50 a.m.	Coffee break

Session VII – Management of FMD: from medical consensus to patient-centered approach

Chairpersons:	A. Morganti (Milan, I) P. de Leeuw (Maastricht, NL)
11.20 a.m.	H. Gornik (Cleveland, US), A. Persu (Brussels, BG) Towards an international consensus on FMD
11.40 a.m.	P. Mace (Rocky River, US) Patient associations: the example of Fibromuscular Dysplasia Society of America
12.00 p.m.	C. Jamison (FMD-Be, BG), V. Godin (FMD-Be, BG), M. Bouwmeester (FMD-NL, NL) Ongoing efforts towards a European patient network
12.20 p.m.	Discussion
12.50 p.m.	Lunch

SATURDAY, FEBRUARY 24TH 2018 – AFTERNOON

CLOSED SESSION

FMD in a nutshell: key messages from the Brussels-Cleveland FMD symposium.
A session organized by FMD-Be, the Belgian FMD patient association (www.fmd-be.be)

Languages: English, Dutch and French

Venue: Fondation Universitaire, Rue d'Egmont 11, 1000 Brussels
(www.fondationuniversitaire.be)

14.30 p.m.	V. Godin (FMD-Be, BG), C. Jamison (FMD-Be, BG) Why a patient association?
14.45. p.m.	P. Van der Niepen (VUB, Brussels, BG) Fibromuscular Dysplasia: an overview
15.30 p.m.	H. Gornik (Cleveland, US) The US Fibromuscular Dysplasia registry
16:15 p.m.	A. Persu (UCL, Brussels, BG) The Belgian and European FMD initiatives
17:00 p.m.	Questions/Answers session chaired by C. Jamison (FMD-Be, BG), V. Godin (FMD-Be, BG)
18:00 p.m	Coffee and cookies



GENERAL INFORMATION

Meeting venue

The venues for the Meeting will be:

• Belgian Royal Academy of Medicine

(www.armb.be) - Rue Ducale 1, 1000 - Brussels, Belgium

Thursday, February 22nd 2018

Friday, February 23rd 2018

Saturday morning February 24th 2018

• Fondation Universitaire (www.fondationuniversitaire.be)

- Rue d'Egmont 11, 1000 - Brussels, Belgium

Saturday afternoon, February 24th 2018

Secretariat during the Meeting

The Secretariat will be open at the following times:

Thursday, February 22nd 2018, from 2:30 p.m. to 7.30 p.m.

Friday, February 23rd 2018, from 8.00 a.m. to 6.30 p.m.

Saturday, February 24th 2018, from 8.30 a.m. to 6.00 p.m.

Official language

The official language of the Meeting will be English.

The languages during the Closed Session will be English, Dutch and French.

Registration

The Meeting is free to attend.

Please confirm the participation to the Organizing Secretariat

(Congress Lab Srl: Phone 1: +39 02 81838120 - Cell: +39 3209066533

Fax: +39 02 87181580 - E-mail: fondazione@congresslab.it)

Technical facilities

Facilities will be available for computer presentations and overhead projections. A business center with PC (Powerpoint for Windows) will be available for check and preview of presentations. It is essential that speakers take their presentation to the business center at least one hour before the session starts.

The center will be open at the following times:

Thursday, February 22nd 2018, from 2.30 p.m. to 7.30 p.m.

Friday, February 23rd 2018, from 8.00 a.m. to 6.30 p.m.

Saturday, February 24th 2018, from 8.30 a.m. to 6.00 p.m.

Lunches and coffee breaks

Lunches and coffee breaks will be served in the Meeting area.

Abstracts book

Participants will receive the Abstract book at the Meeting.

